

OREGON HOUSING AND COMMUNITY SERVICES

Expenditure and Outcomes




Caleb Yant, Deputy Director
Matthew Harris, Chief Financial Officer

February 17, 2026
Joint Subcommittee On Ways and Means: Transportation and Economic Development

SB 5511 (2023) Budget Note

- Directed OHCS to maintain and update data dashboards or other publicly accessible information on outcomes and investments.
- At least once per year, OHCS shall report to the legislature on progress in expending appropriated funds and on related outcomes.





Funding Committed and Outcomes



2023-25 Legislatively Approved Budget (LAB) – New State Investments

2023 Long Session

- \$721.7 million for supply solutions and strategies
- \$349.6 million for emergency homelessness response
- \$46.1 million for community homelessness resources
- \$20 million for supporting homeownership
- \$1.7 million for language access

2024 Short Session

- \$138 million for homelessness needs across the state
- \$75 million for establishing the Housing Project Revolving Loan Fund (MIRL)



2025-27 Legislatively Approved Budget – New State Investments

2025 Long Session

- \$677.9 million for supply-side solutions
- \$134.5 million for homelessness prevention
- \$255.5 million for emergency homelessness response
- \$54.5 million for preservation and replacement
- \$5.9 million for reducing barriers to gaining and maintaining homeownership

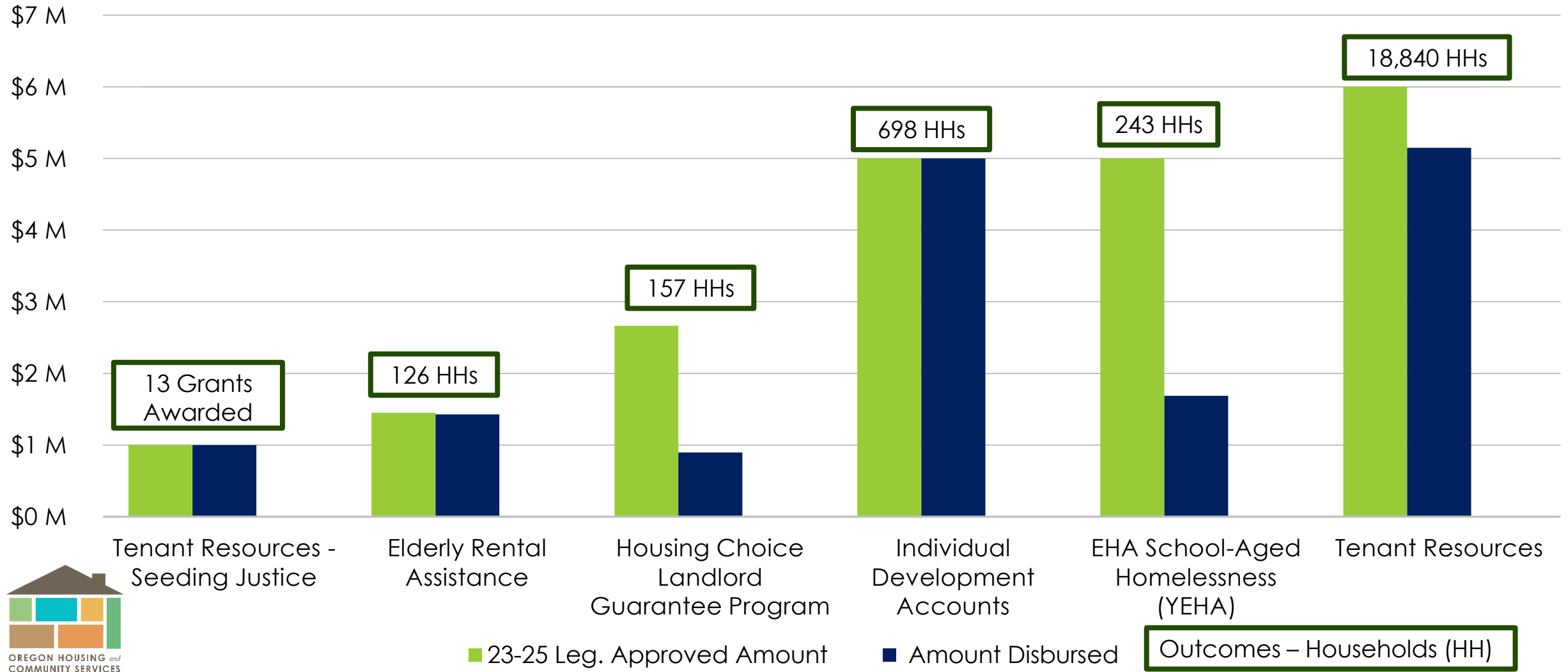




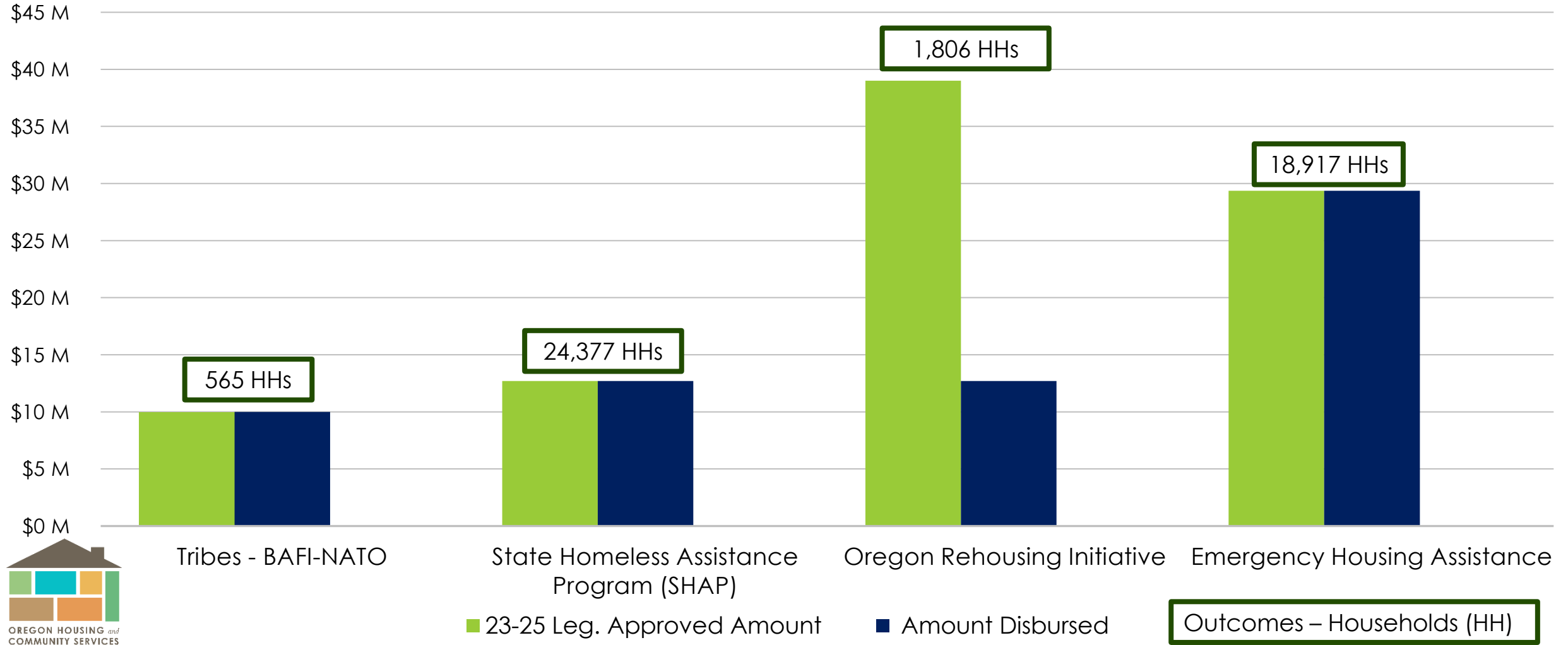
Housing Stabilization Division



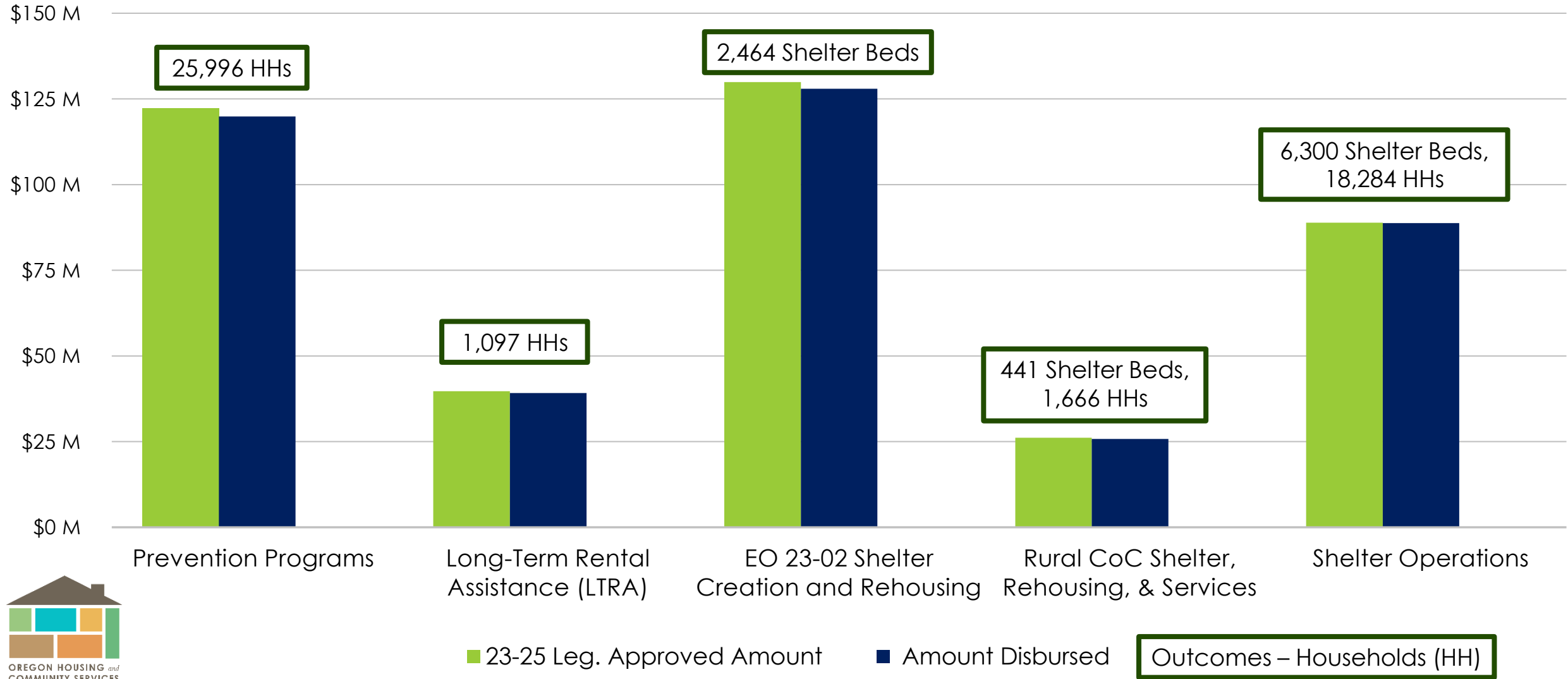
2023-25 Housing Stabilization Funding and Outcomes



2023-25 Housing Stabilization Funding and Outcomes



2023-25 Housing Stabilization Funding and Outcomes



Building on Our Progress – Statewide Shelter Program



Creating a Statewide Shelter Program (SSP): Incorporating recommendations from leaders across Oregon

HB 3644 (2025) will connect our shelters in one unified system:

- Funded with \$204.9M for 25-27 Biennium
- \$102M allocated as continued service level (CSL) through 2034
- Regional Coordinators decide best use of funds in each region
- Benefits include:
 - Improves data collection and outcomes tracking statewide
 - Creates more consistency statewide in shelter types and costs
 - Sustains much of the shelter capacity created in recent years
 - Provides better insight into gaps in service and unmet needs

2025-27 Housing Stabilization Funding and Outcomes

\$204.9M
Shelter

- Sustain 4,884 shelter beds

\$87.4M Long-
Term Rental
Assistance
(LTRA)

- Support 1,607 HHs with LTRA
- \$7.2M held for budget reduction exercise

\$50.3M
Rehousing

- Rehouse 1,400 HHs

\$44.6M
Eviction
Prevention

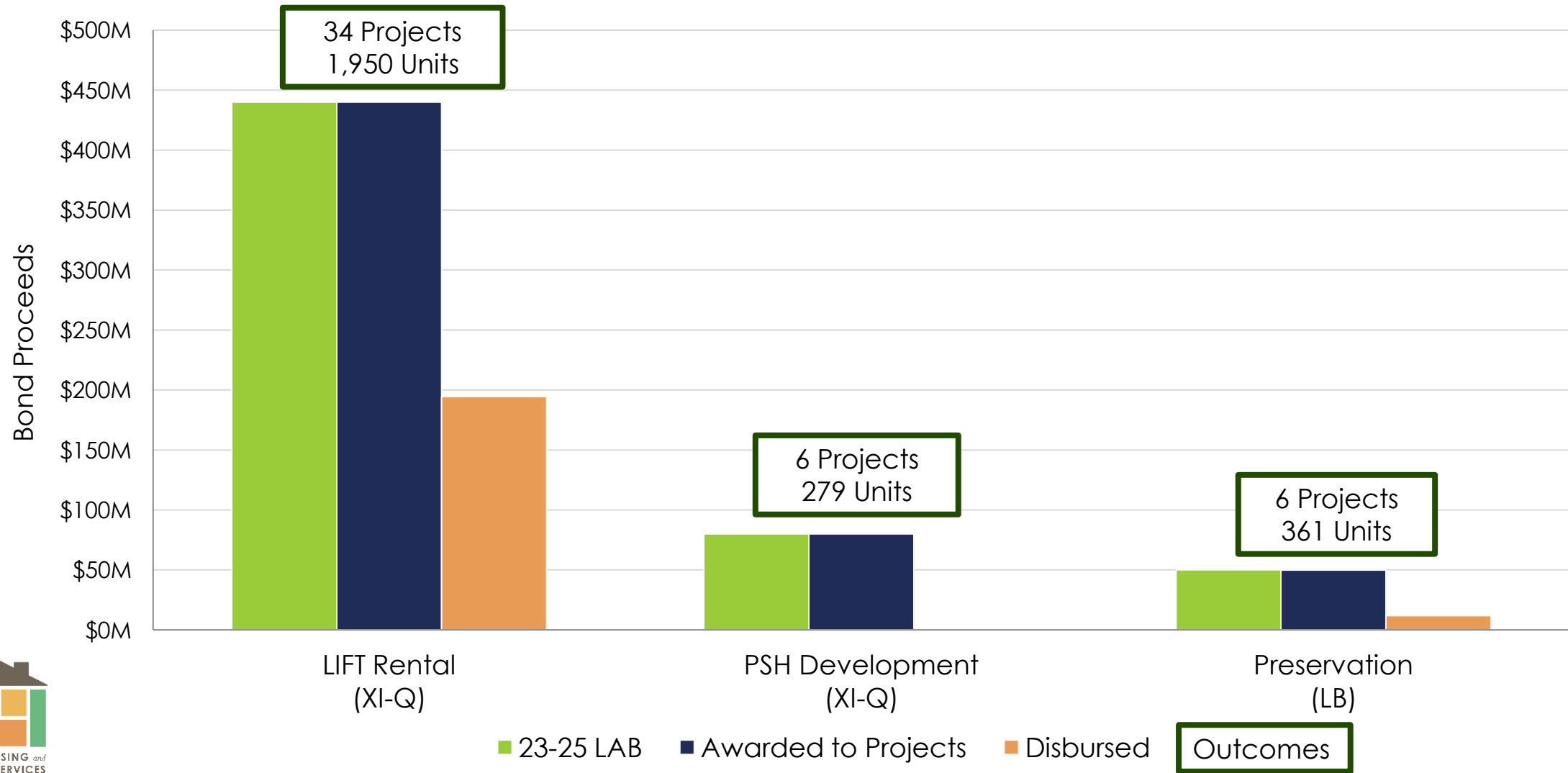
- Prevent 8,867 HHs from eviction



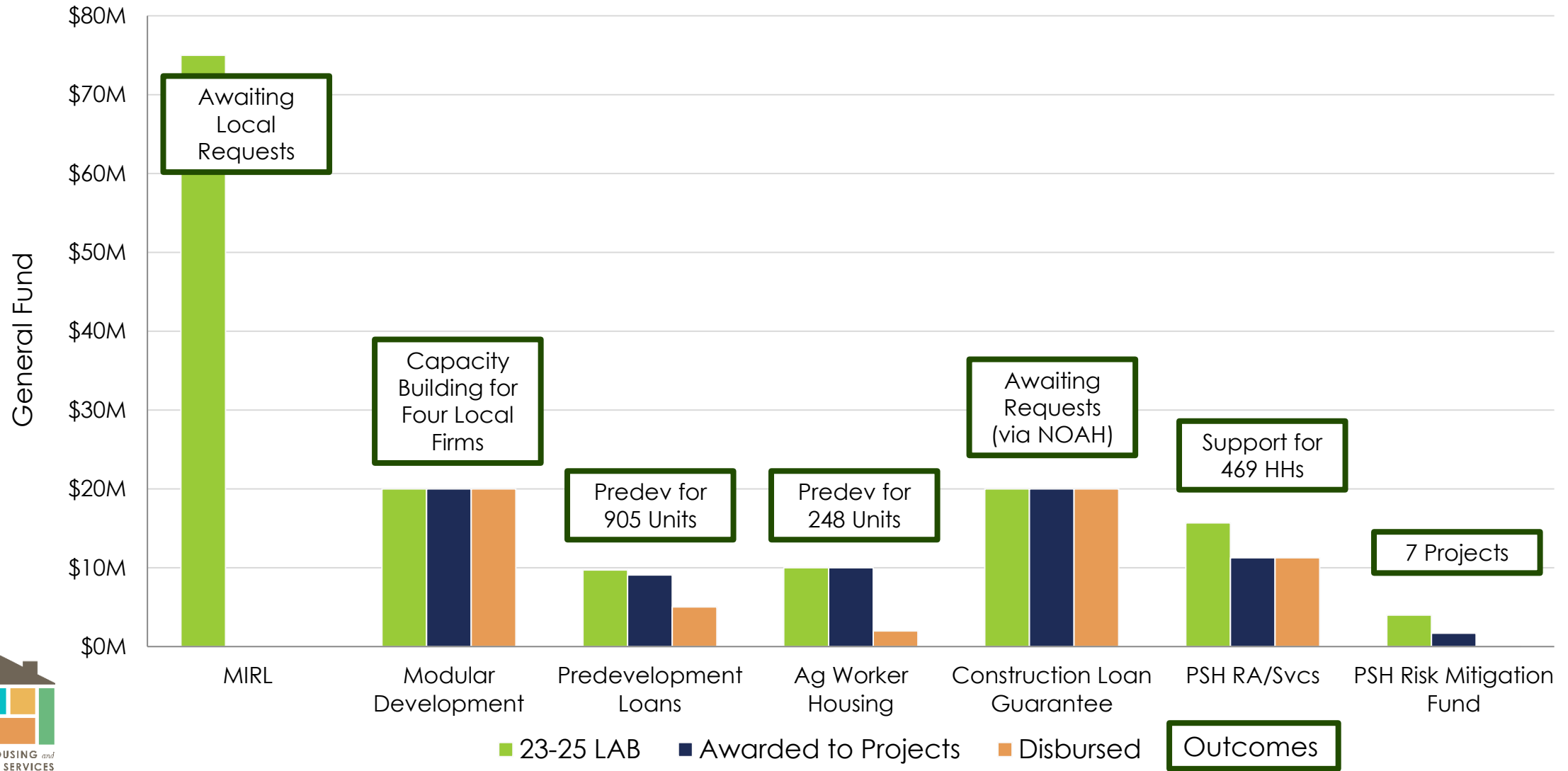
Affordable Rental Housing



2023-25 Affordable Rental Housing Funding and Outcomes



2023-25 Affordable Rental Housing Funding and Outcomes





Average time from legislative
investment to Oregon Housing Stability
Council Award is

6x faster

through ORCA when compared to old
NOFA system



Since ORCA launch in June 2024

4,231



affordable homes created
or preserved



Since ORCA launch in June 2024

\$900 M



invested into creating more
affordable homes
throughout Oregon

Oregon Centralized Application (ORCA)

Data from June 2024 (ORCA launch) thru September 2025

2025-27 Affordable Rental Housing Funding and Outcomes

\$465M LIFT Rental

- \$426M reserved
- \$34M held back
- 2,830 units

\$80M Permanent Supportive Housing (PSH) Development

- \$55M reserved
- \$25M held back
- 400 units

PSH Rent and Services (RA/Svcs)

- All funds reserved

\$50M Preservation

- \$35M reserved to stabilization: 2085 units
- \$15M reserved to broader preservation: 435 units

\$24M Senior Housing Development

- Standing up program
- \$5.3M held due to funding reduction exercise

\$3.3 million to Housing Development Center

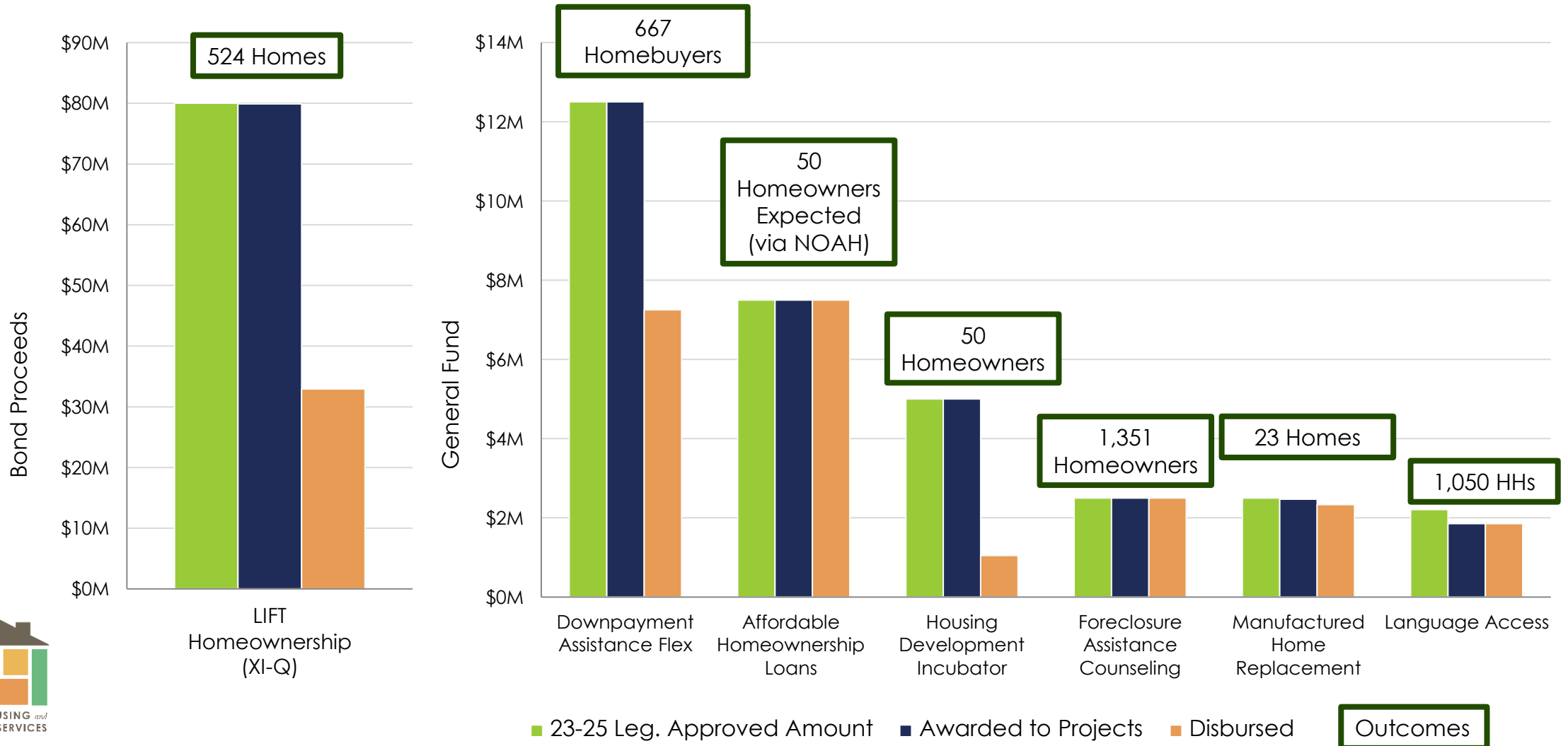
- \$3.3M held due to funding reduction exercise



Homeownership



2023-25 Homeownership Funding and Outcomes



2025-27 Homeownership Funding and Outcomes

\$100M LIFT

- 500 units
- \$25M held due to Factory Produced Housing set aside

\$3.9M
Down Payment
Assistance
(DPA)

- Serve 288 HHs through DPA paired with OHCS loan products

\$2M
Manufactured
Home (MH)
Replacement

- 15-17 manufactured home replacements
- \$2M held due to funding reduction exercise

\$2M
Foreclosure
Avoidance
Counseling

- Serve 1086 HHs through foreclosure counseling

\$2.5M
MH Park
Preservation

- Preserve 1-2 manufactured home parks
- Average assistance is \$50k per park space

Foreclosure Avoidance Counseling (\$2M, GF)

- 15 Homeownership Centers with certified Foreclosure Counselors reaching every county.
- Counselors help struggling homeowners navigate options and get back on track with mortgage payments.
- 98% of clients avoid immediate foreclosure with the help of a counselor.



[This photo](#) by Unknown Author is licensed under [CC BY-SA](#).



Agencywide Funds



2025-27 Agencywide Funding and Outcomes

\$10M
Tribal Housing
Fund

- All funds committed

\$25M LIFT for
Modular
Housing

- Advisory group met Nov-Jan to provide project selection criteria
- Application will open soon



Pictured above: Modular housing unit



Publicly Accessible Dashboards



Dashboards

- **Homeownership Dashboard** (since 2017)
- **Affordable Rental Housing Funding Dashboard** (Since 2019)
- **OHCS Housing Instability Dashboard** (newest)
- Emergency Homelessness Response Data
 - **OHCS Emergency Homeless Response Dashboard**
(MAC Groups Data)
 - **OHCS Emergency Homeless Response BoS Dashboard**
(Balance of the State data)
- **Energy Services Dashboard**

Reporting Frequency

Quarterly:

- Homeownership Dashboard
- Homeless Services and Housing Retention Dashboard

<u>Reporting Period</u>	<u>Publication Date</u>
Q1 (July 1 to Sept 30)	Jan 2*
Q2 (Oct 1 to Dec 31)	April 1
Q3 (Jan 1 to Mar 31)	July 1
Q4 (Apr 1 to June 30)	Oct 1

*Except in first quarter of a new biennium

Semi-Annual:

- Affordable Rental Housing Funding Dashboard
- Legislative Investment Expenditure and Outcome Reporting

Publication Dates

End of Fiscal Year: Oct. 1

End of Calendar Year: Apr. 1

Annual:

- Energy Services Dashboard
- Legislative Key Performance Measures

Questions?

