



OREGON WORKFORCE
PARTNERSHIP
ADVOCATE | COLLABORATE | INNOVATE



When Funds **WORK** Together: **OUR COLLECTIVE WINS**

Oregon's Local Workforce Boards

PRESENTED BY:



Kim Parker-Llerenas



Sara Stephens



Heather DeSart

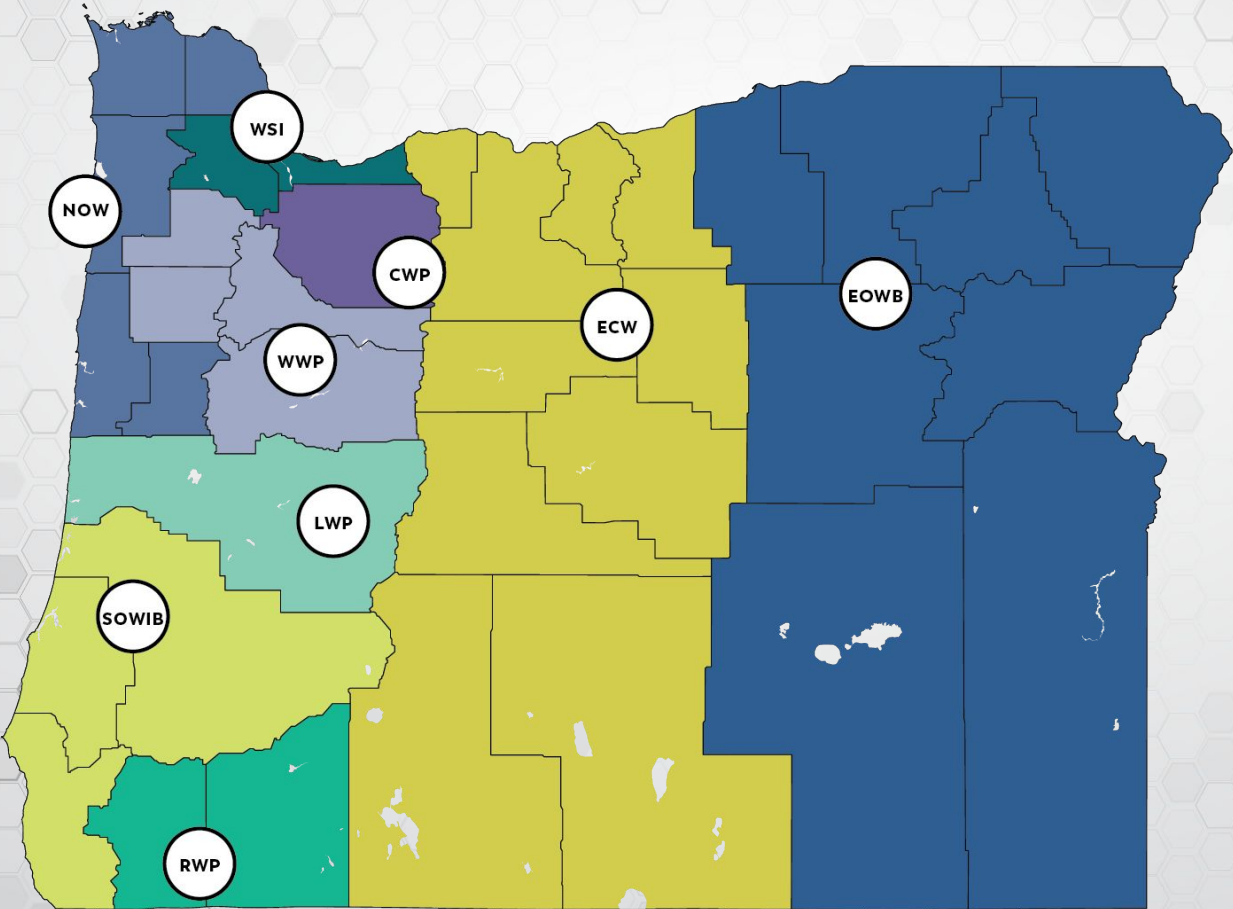


Heather Ficht



Georgia Conrad

LOCAL WORKFORCE BOARDS



ROGUE WORKFORCE PARTNERSHIP



East Cascades WORKS
Connecting Talent To Opportunity



NORTHWEST OREGON WORKS



LANE WORKFORCE PARTNERSHIP



WILLAMETTE WORKFORCE PARTNERSHIP



EOWB
EASTERN OREGON WORKFORCE BOARD



Southwestern Oregon
SOWIB
Workforce Investment Board



Clackamas Workforce Partnership



work
systems





50% Local Business and Private Sector



20% Labor and Apprenticeship



Education and Training



Government, Economic, Community Development

Plus, Other Category (Per CLEO)

113 Private-sector businesses sit on our LWBs

We engage with an additional 927 businesses in high-growth, living-wage occupations and industries

WORKFORCE BOARD MAKEUP

WHO DO THESE PROGRAMS HELP?

PEOPLE

- 14 or older
- Legally able to work in US
- First time jobseeker
- People changing jobs/careers
- People seeking new skills
- People seeking credentials/degrees
- People who have been laid-off
- People who are unemployed
- Returning neighbors

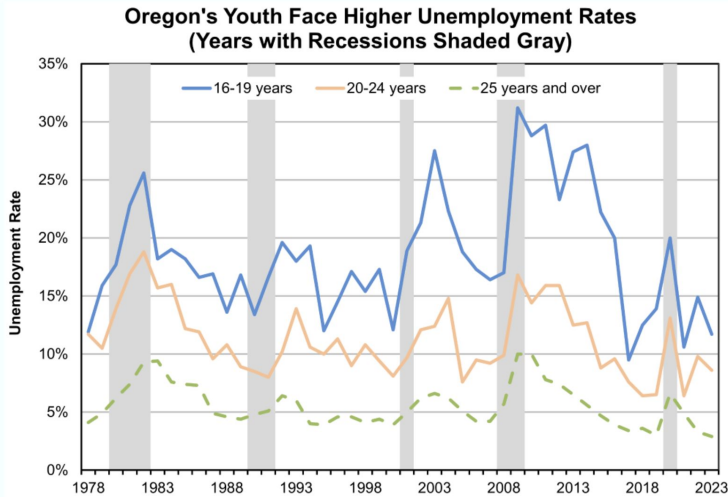
BUSINESS

- Business Services includes:
 - Finding employees + access to new talent
- Retaining + advancing employees
- Business operations
- Labor market info + Data analysis
- From entrepreneurs to small businesses to industries – and everything in between

EXISTING PROGRAMS

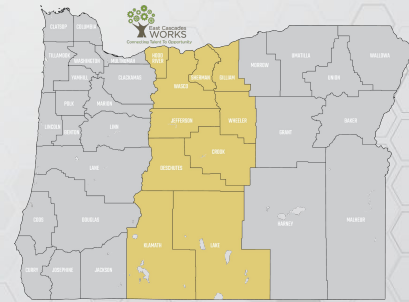
- **Oregon Youth Employment Programs (OYEP)**
- **Work Ex (Adult)**
- **Maritime**
- **Workforce Strategies**
- **Industry Engagement**
- **Prosperity 10,000**

Oregon Youth Employment Programs (OYEP)



Source: Oregon Employment Department and Bureau of Labor Statistics, Current Population Survey

- **WIOA is focused** on out of school youth
- OYEP creates **additional opportunities** for youth in traditional high school
- These funds allowed us to serve at least **663** youth to-date, including:
 - **439 internships**
 - **79 pre-apprenticeships**
 - **3 OJTs**
 - **314 Occupational Skills Trainings**
- **We're not done yet**

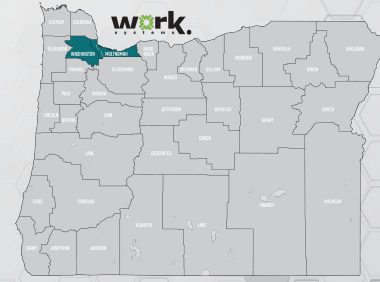


Youth Internships in Warm Springs, Oregon

WorkEx (WEX)

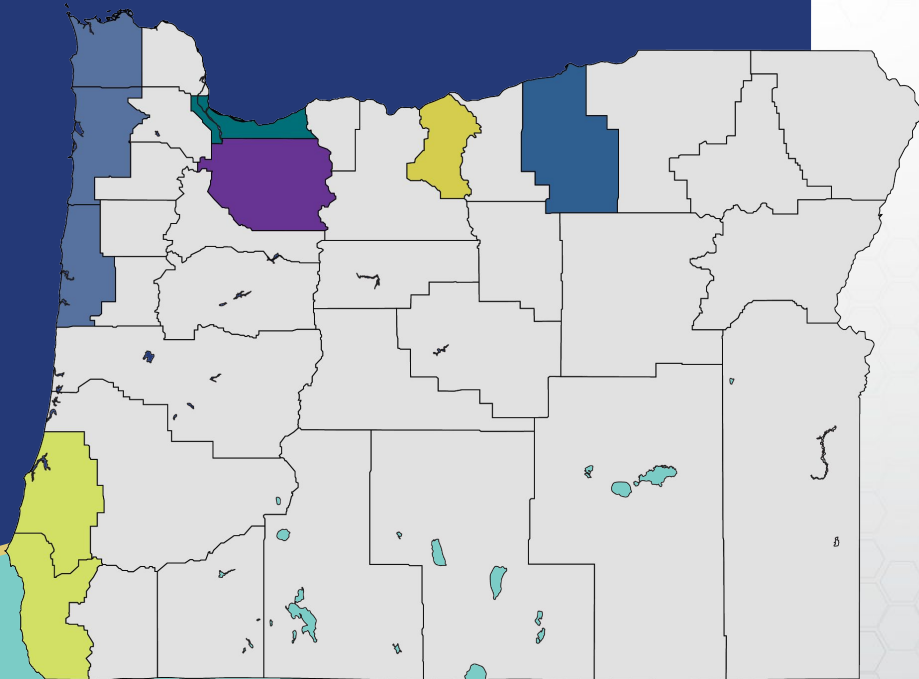
This is an adult internship and is intended for people who have little no work experience or need barriers removed.

- **640 people** have been served to date in this biennium.
 - **42% were** on public assistance
 - 26% were from an **underserved** population
 - 10% were **justice** system impacted



WEX Success in Multnomah; Reported by KGW8

Maritime



- Five local boards receive maritime training funding
- Enhance pipeline and and bring awareness
- More than financial assistance; catalysts for innovation
- Offering targeted training pathways
 - Seafood butchery
 - Marine welding
 - Aquaculture
- Facilitated the creation of vital infrastructure i.e. seafood hubs



Oregon Maritime Workforce Program

Workforce Strategies

- Supports us to convene and engage partners
- Address local needs
- Independent regional grants

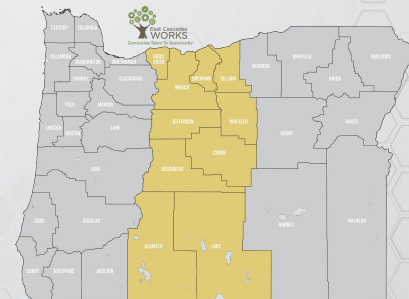


Industry Engagement

Clean Energy
 Construction
 Creatives
 Early Care and Education
 Healthcare
 Hospitality & Leisure
 Manufacturing
 Maritime
 Natural Resources
 Technology
 Transportation
 Wood Products

12 Targeted Sectors





Tofurky, Hood River, Oregon

Prosperity 10,000 Successes to-date

These funds reach
people we couldn't
find before.

- Total Served:6449
- 96% identified with at least 1 high need community
- \$22.83 is the average hourly wage



Portland State
UNIVERSITY

Portland State University conducted a study of P10k's effectiveness. The study identified P10K's successes and distilled them into 4 Key Findings

WE ASKED PSU TO LOOK AT OUR DATA

KEY FINDING

#1

→ **41% real decline** in federal workforce development funding per capita to Oregon since **2016**

P10K investments are critical in addressing pandemic-related workforce and community needs, but also **long-term federal disinvestment** from workforce development programs.

\$11.35 per person invested in 2016 = \$6.66 today

KEY FINDING

#2

→ **6,449 individuals** provided with employment and training services

→ **96%** of individuals were most **impacted by unemployment** and at risk of falling into **long-term dependance on public assistance.**

Local Workforce Development Boards invested P10K funding into **established and tested workforce programs**, as well as innovative programs to reach **underserved** populations and **community workforce needs.**

KEY FINDING

#3

→ **83% successful program completion**

→ **73%** of jobseekers obtaining **employment after exit**

→ **85%** placed into jobs earning **\$17** per hour or **more: average wage is \$23.85.**

P10K enabled workforce providers to serve individual jobseekers more effectively by **reducing barriers to access** and allowing more **flexible, holistic service delivery**, leading to successful outcomes.

KEY FINDING #4

→ **21 local workforce programs** and partnerships created or expanded across Oregon as a result of P10K

→ **62%** of those programs in target sectors - **health care, manufacturing, transportation, IT, construction**

P10K has been an **important tool** for **strengthening** the capacity of local workforce development organizations to **respond and build collaborative partnerships** to address the changing workforce needs of their communities.

Prosperity **SUCCESS** by the NUMBERS



Program Completion
Goal 80%
Outcome: 85%



Participants Employed
Goal: 75%
Outcome: 75%



Women Enrolled
Goal: 50%
Outcome: 46%



**Wage over \$17 per
hour:**
Goal: 75%
Outcome: 85%

RETURN ON INVESTMENT

These programs deliver measurable financial returns.

Oregon's investment in workforce readiness has already proven to reduce state costs and boost revenue.

- **\$35 million investment will generate \$23.1 million in new tax revenue from increased earnings and \$195.4 million in reduced social services costs. That amounts to an estimated total annual financial benefit to the state and taxpayers of \$219 million.**

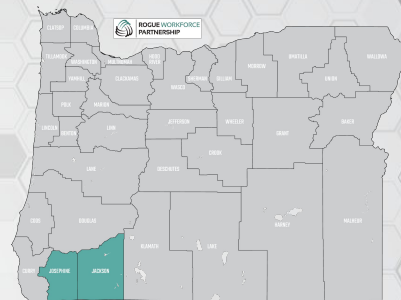
\$219 million benefit to taxpayers



A fraction of the **FACES** of those we have helped



ROGUE WORKFORCE PARTNERSHIP



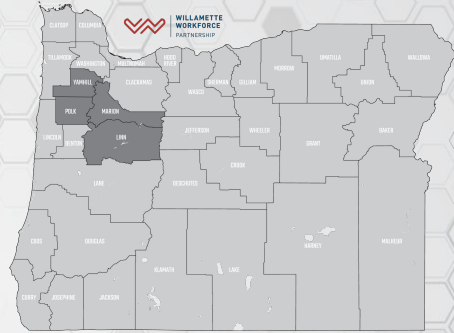
Rogue's P10K Programs supporting Healthcare & Construction Trades



work.
s y s t e m s



Washington County WEX Story



Mid-Willamette's **FACES** of Health

The Oregon Workforce Partnership champions workforce development in Oregon by working to ensure our workforce system is visible, effective, and innovative.



OREGON WORKFORCE PARTNERSHIP

ADVOCATE | COLLABORATE | INNOVATE

We believe every Oregonian has a right to PROSPER.

This investment doesn't just fight poverty—
it ends it, one person at a time