

High School Success Grants Have Expanded Important Programs, but ODE Can Do More To Identify and Share Effective Strategies

Michael Kaplan, Deputy Secretary of State


Andrew Love, Audit Manager

High School Success Program

5 Goals of Measure 98

1. Improve Oregon's high school graduation rates.
2. Support and improve ninth grade on-track rates.
3. Expand student access to career and technical education (CTE), an important pathway to career success.
4. Expand student access to college-level opportunities and the ability to earn college credit in high school.
5. Reduce high school dropout rates and chronic absenteeism.

What We Found: Spending

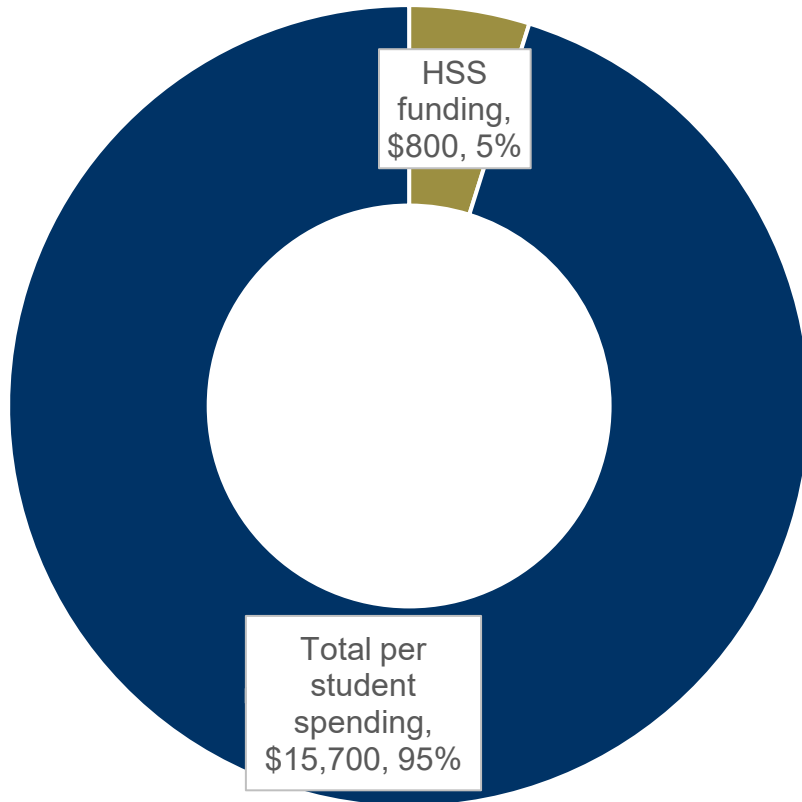


Dropout Prevention,
42.6%

Career & Technical
Education, 36.9%

College Level Opportunities,
13.1%

Other
Activities
7.4%



What We Found: Outcomes

Factors impacting our ability to tie student outcomes to HSS funding:

- HSS funding makes up **about 5%** of the \$15,700 in federal, state, and local money a school district spends **on average per student**.
- Other ODE programs working toward the same outcomes.
- Student success impacted by pandemic challenges.

What We Found: Outcomes

Outcome metric	HSS Area	2016-17 Result	Latest Result*	Trend	Districts Improving
CTE participation	CTE	62.1%	72.5%	Large increase	72%
CTE participant graduation rate	CTE	86.3%	88.8%	Increase	61%
4-year graduation rate	Dropout Prev	76.7%	81.3%	Increase	67%
Ninth grade on-track	Dropout Prev	83.4%	83.6%	Flat	51%
Regular attendance	Dropout Prev	80.3%	61.9%	Large decline	2%
Dropout/pushout rate	Dropout Prev	3.9%	3.3%	Improved	61%
College-going rate (2020-21)	College Ops	62.3%	55.6%	Decline	18%
Accelerated Learning (2021-22)	College Ops	34.3%	29.1%	Decline	20%

**2022-23 school year unless otherwise stated*

What We Found: Bright Spots





What We Found: Monitoring

1 Integration of grant programs.

Steady improvement, but some challenges remain.

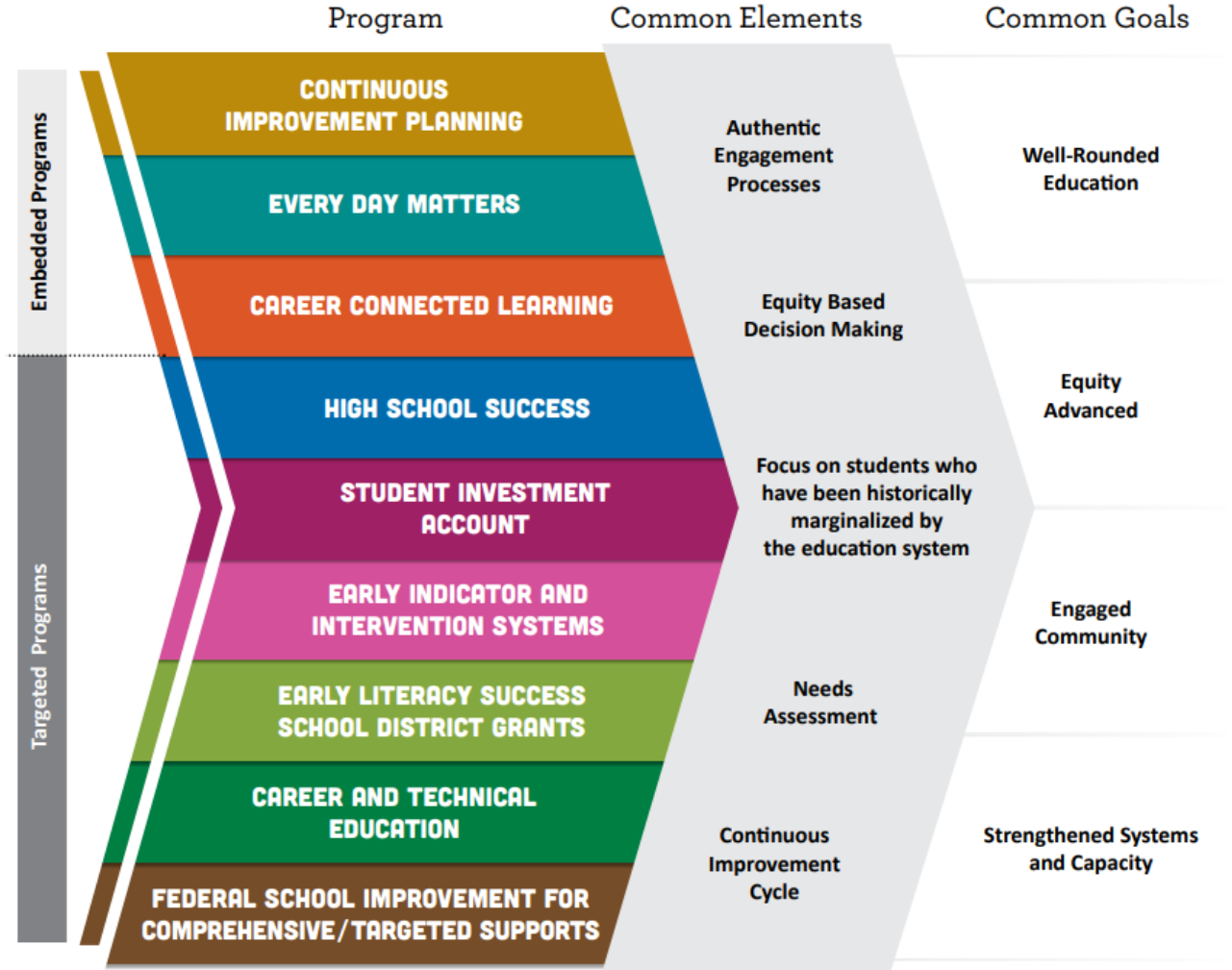
There are two promising large-scale ODE efforts.

2 New district growth targets under the Student Success Act.

Promising Large-Scale Efforts

Integration of grant programs with complementary goals.

Source: ODE Integrated Guidance, 2025-27



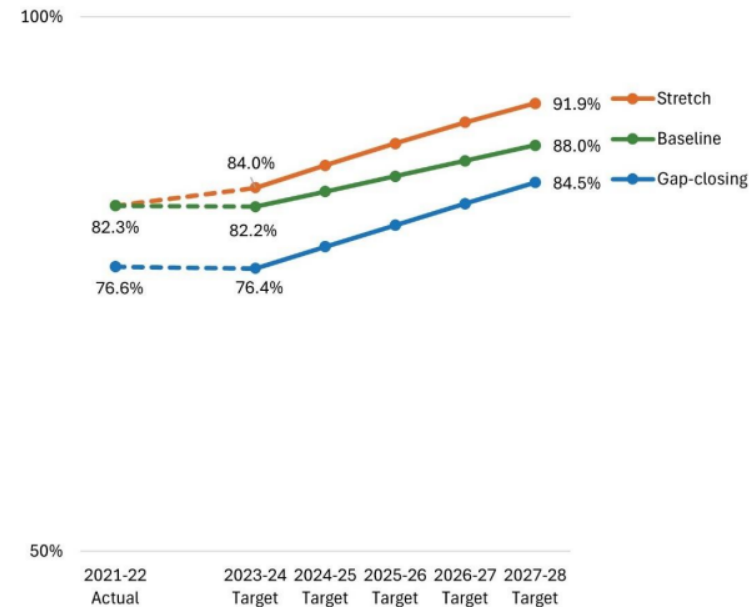
Promising Large-Scale Efforts

New district Longitudinal Performance Growth Targets (LPGT) under the Student Success Act

Indicator
Regular Attenders
3rd Grade ELA
9th Grade On Track
4-year Graduation
5-year Completion

Source: ODE Integrated Guidance, 2025-27

Figure 3: 9th Grade On-Track to Graduate
2021-22 Actuals through 2027-28 Targets



Source: ODE 2023-2028 LPGTs: An Overview of the Targets

In our view, ODE can do more to:

- Streamline administrative requirements for districts.
- Ensure it can determine why district strategies worked or did not work.
- Foster statewide discussion of effective practices.
- Provide meaningful reporting to policymakers and the public.

Recommendations

Oregon Department of Education

We made 8 recommendations to ODE on strengthening its ability to promote improvements in student success through the HSS program and reducing administrative demands on districts.

Recommendations

Oregon State Legislature

No later than the 2026 legislative session, report to the Legislature on how ODE plans to identify, disseminate, and report on successful practices, effective spending, and statewide challenges facing grantees.

To reduce administrative demands on districts and enable ODE staff to focus more on student success, ODE should work with the State Board of Education and Legislature to further:

- Integrate related grants.
- Standardize reporting systems.
- Make compliance requirements more efficient.



Questions?

Ricardo Lujan Valerio

Deputy Chief of Staff – Government Relations

(503) 779 – 5451 | ricardo.lujanvalerio@sos.oregon.gov