

# Oregon Department of Agriculture 2025-27 Budget Presentation

---

March 24 - 26, 2025

*Joint Committee on Ways and Means  
Subcommittee on Natural Resources*



**OREGON  
DEPARTMENT OF  
AGRICULTURE**

# One ODA for One Oregon



**Oregon Agriculture**  
Diversity. Innovation. Challenges.



**Agency Overview**  
Protect. Promote. Prosper.




**2025-27 Budget**  
Service. Investment. Priorities.



**OREGON  
DEPARTMENT OF  
AGRICULTURE**

# Oregon Agriculture

## Resilient Economic Driver



[www.oda.direct/agstats](http://www.oda.direct/agstats)



OREGON  
DEPARTMENT OF  
AGRICULTURE

# Oregon Agriculture

## Top 20 Commodities



## #1 in Production

- Hazelnuts
- Christmas trees
- Rhubarb
- Crimson clover seed
- Orchard grass seed
- Fescue seed
- Ryegrass seed
- Red Clover seed
- Sugar beet seed
- White Clover seed

[www.oda.direct/agstats](http://www.oda.direct/agstats)



# Oregon agriculture is good for...



Communities



Environment



Economy

# Community: supporting our people



## ✓ Family Farms & Ranches

96% of Oregon farms are family-owned, preserving rural livelihoods and heritage.

## ✓ Local Food Systems

Creating new opportunities and providing access to Oregon-grown products.

## ✓ Hometown Opportunities

Strengthening rural economies and creating pathways for social mobility.

# Environment: protecting our working lands



## ✓ Working Lands

Protecting our land and water to maintain Oregon's rich agricultural resources for future generations.

## ✓ Innovations

Innovations: Driving conservation strategies, resource efficiency, and climate resilience for long-term sustainability.

## ✓ Wildlife & Habitat

Balancing agricultural productivity with habitat conservation for a sustainable Oregon ecosystem.



# Economy: promoting competitiveness



## ✓ High-Impact Industry

Oregon's agriculture generates \$5.5 billion in farmgate value, driving \$42 billion in statewide economic activity.

## ✓ Market Expansion & Trade

Helping producers access new markets, supporting local, regional, and global trade opportunities.

## ✓ Investment in Rural Jobs

Creating career opportunities in agriculture, processing, and supply chains to protect Oregon's rural economies.



**OREGON  
DEPARTMENT OF  
AGRICULTURE**



# A Resilient Future for Agriculture



# Resiliency Challenges & Opportunities



# Agency Overview

---

*Protect. Promote. Prosper.*



**OREGON  
DEPARTMENT OF  
AGRICULTURE**

“ *Protect. Promote. Prosper.* ”

---

**We safeguard Oregon's agriculture, natural resources, working lands, economies, and communities through assistance, compliance, and market support.**

---

*Mission statement*



**OREGON  
DEPARTMENT OF  
AGRICULTURE**



# 2024-27 ODA Strategic Plan

## Goal 1: Organizational Excellence



A Mission-Driven ODA



Accountability & Resource Prioritization



Business Continuity

## Goal 2: Modernization



Cloud-First Technology Strategy



Modernize Legacy Systems

## Goal 3: Customer-Focused Service



Evaluate Services



Focus on Interaction Quality



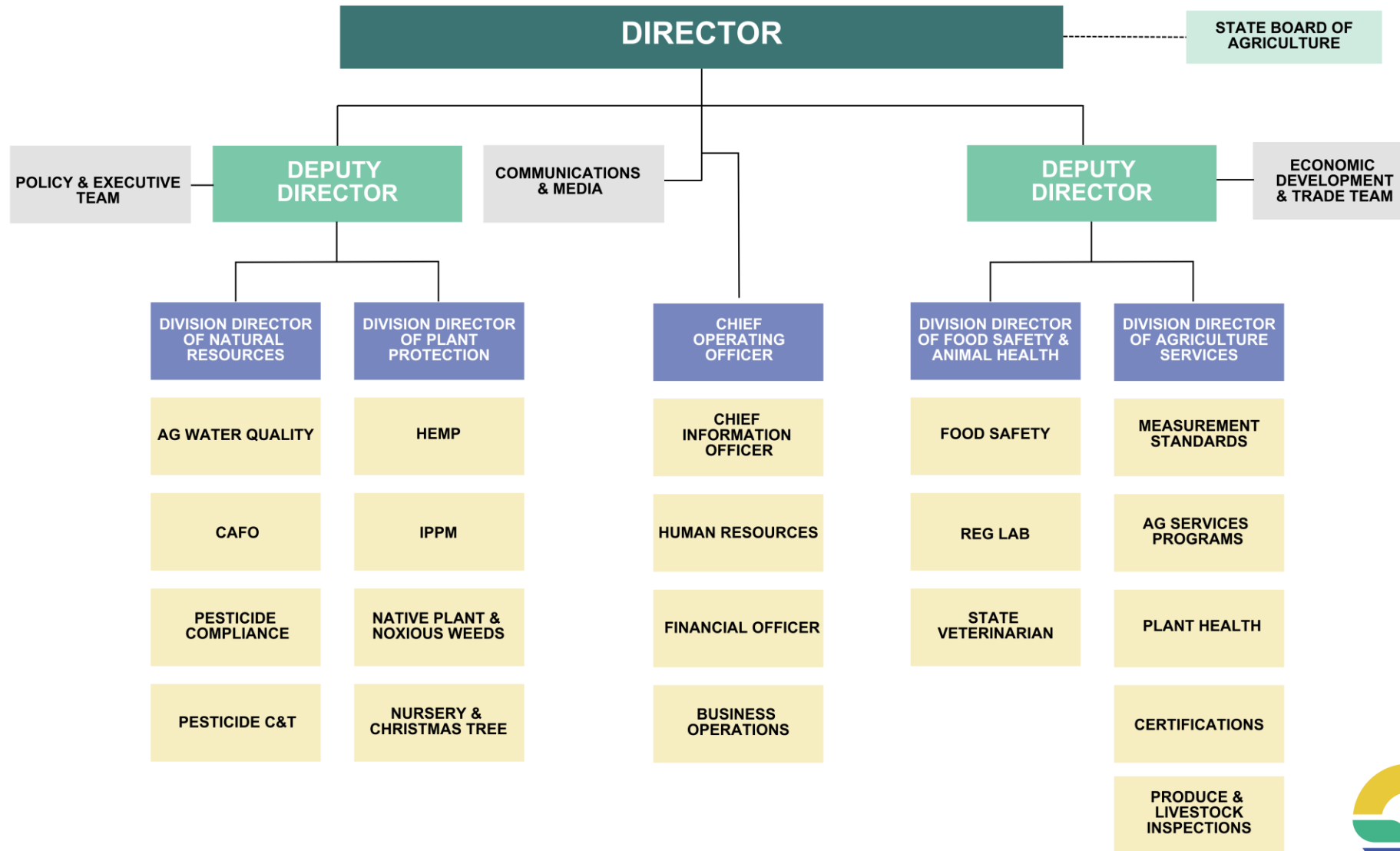
Continuous Improvement to meet the needs of today and into the future

[www.oda.direct/strategic-plan](http://www.oda.direct/strategic-plan)



**OREGON  
DEPARTMENT OF  
AGRICULTURE**

# Organizational Structure



**OREGON  
DEPARTMENT OF  
AGRICULTURE**

# 2025-27 Budget Funding Sources



\*Does not include bond project costs



**Total Funds \$166,661,987**

Total of all fund types to operationalize ODA



**General Fund \$40,620,844**

Funds appropriated by the State of Oregon



**Lottery Funds \$9,924,467**

M76 - IPPM, Water Quality, SWCDs, Weed & Invasive Species



**Other Funds \$96,896,212**

From licenses, registrations, and fees charged for services.



**Federal Funds \$19,220,464**

Shared programs with EPA, FDA, USDA, BLM, USFW



# 2025-27 Significant Changes

## Pkg 090 Analyst Adjustments

Pkg 090 implements a **(\$931,508)** General Fund reduction across three areas:

- Vacancy Savings Reduction **(\$174,657)** – personnel saving on anticipated vacancies
- Predator Control Program **(\$545,660)** – Eliminates funding to USDA Wildlife Services.
- Economic Development Position **(\$211,191)** – Eliminates position

## Budget Enhancements

Pkg 120 – Agency Modernization (Q Bonds)

- Modernizes digital infrastructure and operations

Pkg 310 – Pesticide Certification & Training (OF)

- Positions for core services





# Recommended Fee Changes

## Fee Ratification

Fee adjustments maintain programs financial stability to provide essential services for Oregon's agriculture industry.

Pkg 462 – Fee Ratification \$1,861,200 OF

- Animal Rescue Entities, Food Safety Program, Hemp Program, Livestock ID Program, Certifications Program

## Revenue Packages


Pkg 210 – Food Safety \$140,152 OF

Pkg 220 – Weights & Measures \$447,140 OF

Pkg 320 – Pesticide Registration \$1,242,400 OF



# 2025 ODA Legislative Bills



**SB 809** – Expands Oregon’s State Meat Inspection Program to include poultry, supporting local processors for a complete as equal to USDA program.

**SB 832** – Grants ODA civil penalty authority for animal health, feed, and disease control violations, shifting enforcement away from criminal penalties for minor infractions.

**SB 833** – Aligns Oregon’s fertilizer regulations with updated AAPFCO standards, ensuring consistency and clarity for the agricultural industry.

# ODA Divisions



Natural Resources



Plant Protection  
& Conservation



Food Safety &  
Animal Health



Agriculture  
Services



Administrative  
Services



**OREGON  
DEPARTMENT OF  
AGRICULTURE**

# Natural Resource Division (NRD)



## ✓ Water Quality

Collaborative compliance with agricultural producers to protect the long-term health of Oregon's water resources and working lands by minimizing runoff and soil loss.

## ✓ Agriculture & Consumer Products

Supports agricultural producers in the responsible use of pesticides, fertilizers, and soil amendments through education and compliance, ensuring safe and productive farming practices.

## ✓ Natural Resource Protection

Incorporate Oregon's land use, CAFO, and Right to Farm laws to sustain natural resources for future generations.



**OREGON  
DEPARTMENT OF  
AGRICULTURE**



# NRD 2023-25 Highlights



## ✓ State Nitrate Reduction Plan

Collaborated to implement a targeted plan addressing nitrate concerns in the Lower Umatilla Basin GWMA. This plan prioritizes clean drinking water and includes actions to mitigate further nitrate contamination.

## ✓ CAFO program improvements

Implemented SB 85 through rulemaking and clarity for small livestock operations. Conducted statewide outreach and education for new requirements.

## ✓ Modernizing Systems

Upgraded digital systems from static PDFs to digital, enhancing GIS capabilities, and streamlining processes for improved efficiency and data management.



**OREGON  
DEPARTMENT OF  
AGRICULTURE**

# NRD 2025-27 Budget

## CSL Changes

### Pkg 090 – Vacancy Savings – (\$54,666) GF

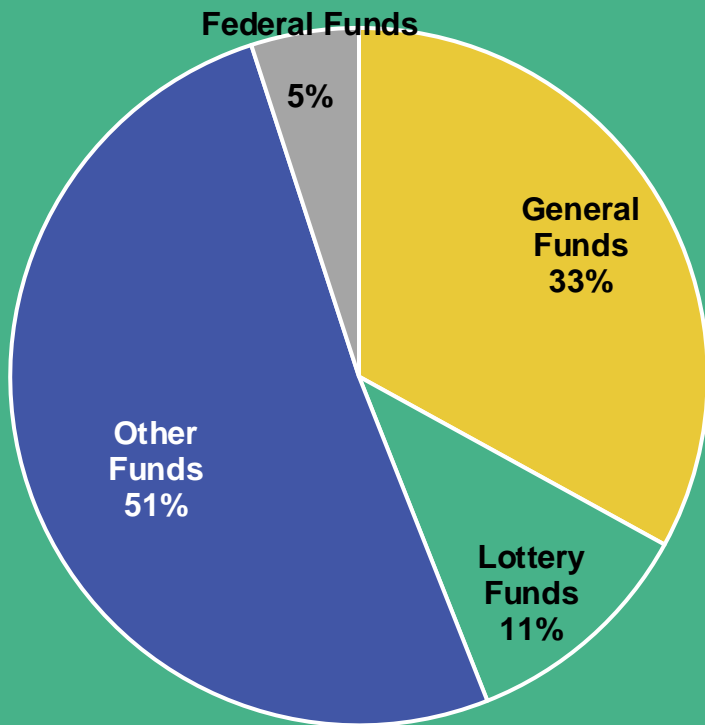
- Personnel cost adjustments

### Pkg 310 – Pesticide Certification & Training – 898,910 OF

- Expanding education and assistance capacity to support safe pesticide use and compliance.

## 2025 Legislative Fee Bill

**HB 2809** – Adjusts the fee cap for pesticide product registration from \$400 to \$550 for the long-term budget of the Pesticides Program and supporting education, training, and compliance.



**OREGON  
DEPARTMENT OF  
AGRICULTURE**

# Plant Protection & Conservation (PPCP)



## ✓ Nursery, Christmas Tree & Hemp

Supports the health and marketability of Oregon's nursery stock and Christmas trees through inspection, certification, and enforcement of plant health standards. Licenses and regulates hemp producers to strengthen integrity and opportunities.

## ✓ Insect Pest Prevention & Noxious Weeds

Protects working lands by monitoring, managing, and preventing the spread of pests and invasive species. Early detection and rapid response safeguards agricultural productivity and environmental health.

## ✓ Plant Conservation

Conserves native plant species through permitting and restoration projects that supports Oregon's native seed strategies.



**OREGON  
DEPARTMENT OF  
AGRICULTURE**

# PPCP 2023-25 Highlights

## ✓ Pest Response

Led emergency response to a novel plant pathogen in partnership with USDA APHIS, preventing permanent quarantines and protecting Oregon's nursery industry. Continued efforts to contain vine mealybug to safeguard vineyards and nursery stock.

## ✓ Funding Opportunities

Granted over \$1.6 million to invasive species management and conservation; efforts to control invasive annual grasslands; advance the Native Seed Strategy; tribal conservation initiatives; and Japanese beetle eradication.

## ✓ Advancing Strategies

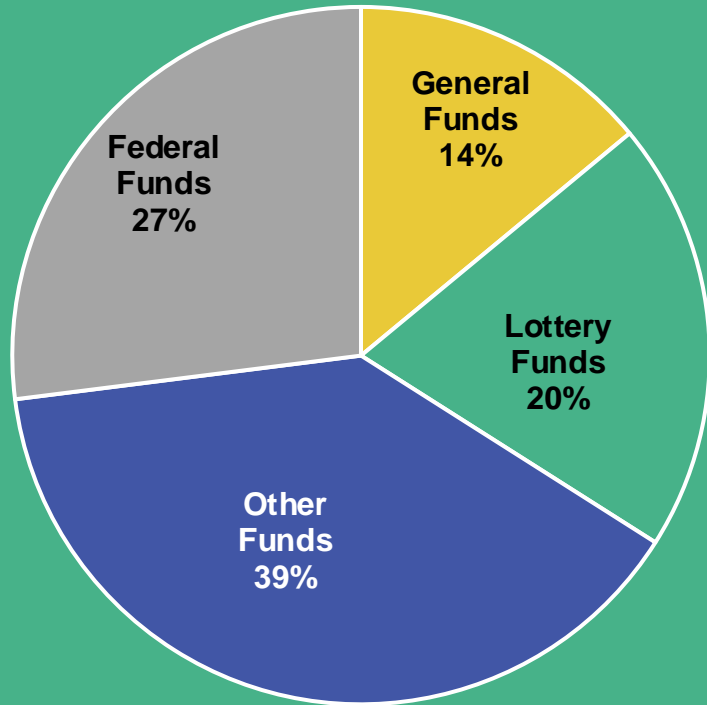
Developed a comprehensive pest grasshopper field guide to support surveyors in identification. Refined Oregon's Noxious Weed list by removing ten species to improve management priorities.



**OREGON  
DEPARTMENT OF  
AGRICULTURE**



# PPCP 2025-27 Budget



## CSL Changes

**Pkg 090 – Vacancy Savings – (\$14,382) GF**

# Food Safety and Animal Health (FS/AH)



## ✓ Food Safety Program

Ensures the safety of Oregon's food supply by conducting inspections, enforcing sanitation standards, and educating businesses to prevent foodborne illness.

## ✓ Animal Health

Promotes livestock health through disease prevention, emergency planning, and regulatory oversight, ensuring a safe and sustainable food system.

## ✓ Lab Services

Provides accredited testing and diagnostic services to support compliance work, agricultural industries, and public health protection.



**OREGON  
DEPARTMENT OF  
AGRICULTURE**

# FS/AH 2023-25 Highlights



## ✓ Keeping Food Safe

Identified and removed lead-contaminated cinnamon products from retail shelves protecting consumers. Managed extensive sampling, closures, and reopening of shellfish and crab harvesting during biotoxin events to safeguard Oregon's seafood sector.

## ✓ Highly Pathogenic Avian Influenza

Continuing response to HPAI with detection of novel spillover events into new species and transmission sources. Collaborated with dairy producers through surveillance and biosecurity measures.

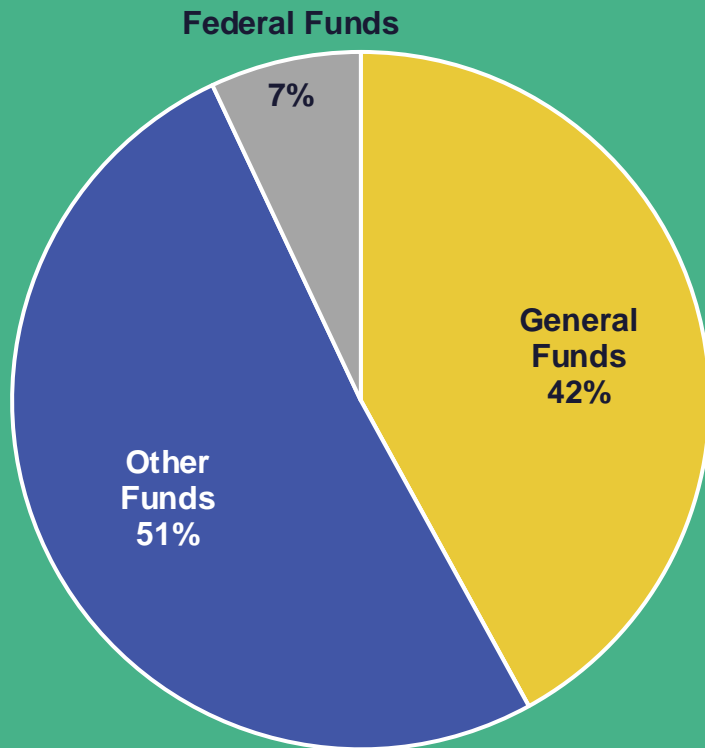
## ✓ Lab Services

Successfully relocated laboratory operations ensuring continued service and accreditation. Established a cannabis reference lab in partnership with OLCC.



**OREGON  
DEPARTMENT OF  
AGRICULTURE**

# FS/AH 2025-27 Budget



## CSL Changes

**Pkg 090 – Vacancy Savings – (\$70,041) GF**

**Pkg 230 - Avian Influenza Position (Continue) – \$202,665 FF**

## 2025 Legislative Fee Bill

**HB 2805** – Makes permanent the authority to adjust fees annually providing a predictable funding mechanism for ODA’s Food Safety Program by, protecting public health and maintaining consumer confidence in food products.



**OREGON  
DEPARTMENT OF  
AGRICULTURE**



# Agriculture Services



## ✓ Certification & Inspection

Promotes economic opportunities by certifying grades, sizes, and quality of commodities for market access. Administers Livestock ID for ownership verification and interstate commerce.

## ✓ Plant Health & Seed Services

Enhances marketability of specialty seed, grass seed, and nursery stock through testing, certification, and pest prevention. Diagnostic services and surveys support trade compliance and economic growth.

## ✓ Weights and Measures/Motor Fuels

Ensures fair commerce by verifying accuracy in scales, meters, and fuel dispensers. Protects consumers with fuel quality standards and fraud prevention.



**OREGON  
DEPARTMENT OF  
AGRICULTURE**

# Agriculture Services 2023-25 Highlights



## ✓ Strategic Realignment

Established the Agriculture Services Division to deliver high-quality services by consolidating field service programs, improving operational efficiency, reducing costs, and enhancing customer service.

## ✓ Inspections & Testing

Inspected 7.5 billion pounds of commodities for shipment, 1.1 million livestock for ownership verification, 21,000 acres for pest and disease control, and 52,175 weighing and measuring devices. Conducted 21,000 seed tests, supporting the export of 257 million pounds of seed.

## ✓ Service and Safety Training

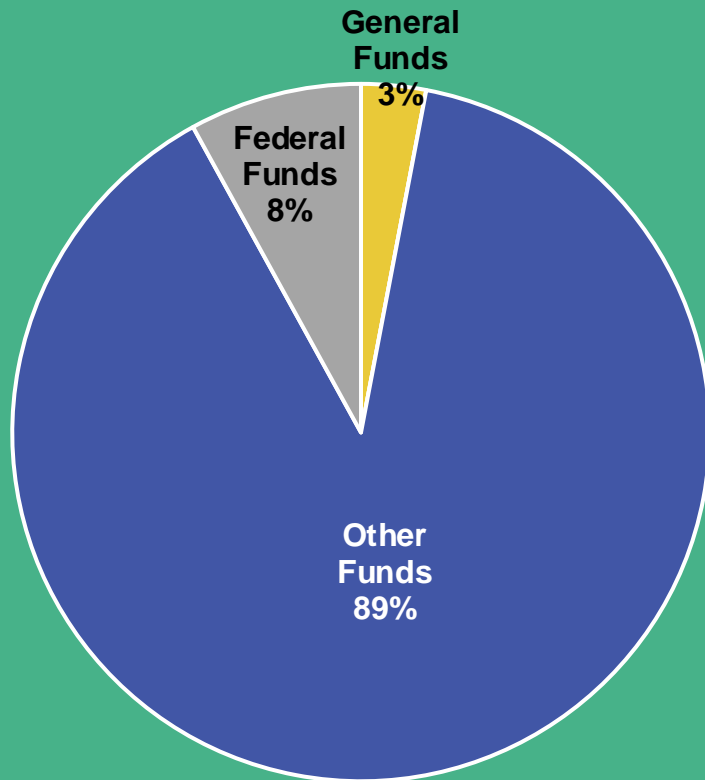
Strengthened safety and compliance by conducting 52 on-farm readiness reviews and training 485 producers through 26 grower training safety classes, across agricultural operations.



**OREGON  
DEPARTMENT OF  
AGRICULTURE**

# Agriculture Services 2025-27 Budget

## CSL Changes



### Pkg 090 – Analyst Adjustments

- Vacancy Savings – (\$18,937) GF
- Reduction of One Ag Development Position – (\$211,191) GF
- Eliminates Predator Control Payments – (\$545,660) GF

**Pkg 410 – RFSI (Continued) – \$2,400,000 FF**

**Pkg 430 – Specialty Crops (Continued) – \$1,000,000 FF**

**Pkg 440 – FSMA (Continued) – \$1,400,000 FF**

## 2025 Legislative Fee Bill

**HB 2806** – Updates the Weights and Measures Program fee structure to increase fee caps by 30% to maintain fairness in commercial transactions, consumer confidence.



**OREGON  
DEPARTMENT OF  
AGRICULTURE**

# Administrative Services (Admin)

## ✓ Board of Agriculture

A 10-member, Governor-appointed board of producers and public representatives to advise on the evolving needs of Oregon's agricultural and food systems.

## ✓ Director's Office

Provides strategic leadership, coordination, and communication through policy development, economic initiatives, and engagement to strengthen a competitive and resilient agricultural community.

## ✓ Agency Support Services

Powers the agency's effectiveness by delivering financial management, human resources, technology, and facility operations. Ensures ODA can efficiently execute its mission and strategic goals for Oregon agriculture.





# Administrative 2023-25 Highlights



## ✓ Agency Realignment

Reorganized the agency's structure and budget to improve efficiency, adaptability, and long-term sustainability, ensuring that ODA effectively meets the evolving needs of Oregon agriculture.

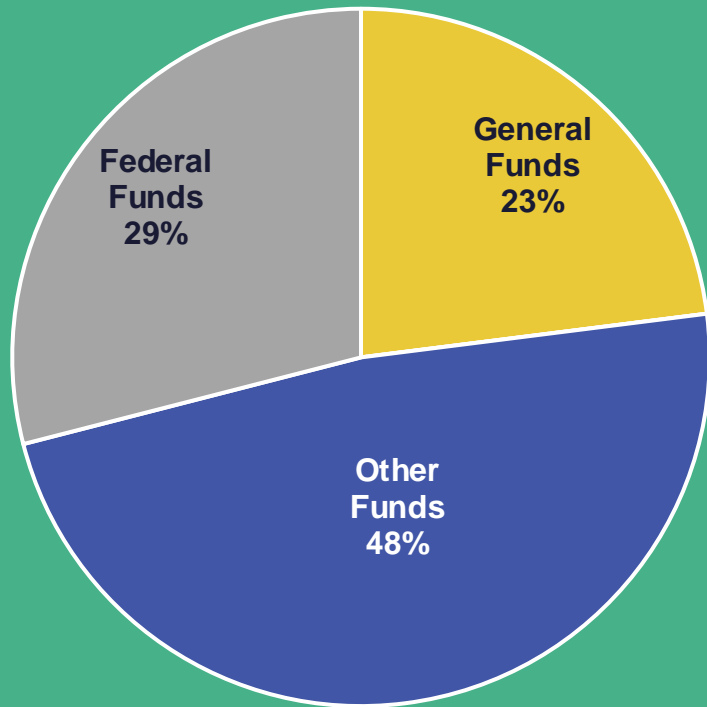
## ✓ Strategic Planning

Developed and implementing the ODA Strategic Plan and IT Strategic Plan, establishing a clear, forward-thinking direction for growth over the next three years.

## ✓ Economic Development

Strengthening Oregon's agricultural economy by expanding export opportunities and supporting local food systems through initiatives such as Oregon Farm to School initiatives.

# Administrative 2025-27 Budget



## CSL Changes

**Pkg 090 – Vacancy Savings – (\$16,631) GF**

**Pkg 120 – Project OneODA – \$18,021,642 TF**

- Two Limited Duration Positions – \$750,000 GF
- Projects Costs – \$15,160,000 OF
- Bond Cost of Issuance – \$190,000 OF
- Debt Service – \$1,921,642 GF



**OREGON  
DEPARTMENT OF  
AGRICULTURE**

# Project OneODA: People, Innovation, Agriculture



## ✓ Enhancing Service Delivery

Advancing data management to create efficient, scalable, and reliable services aligned with the state's focus on accessible technology systems.

## ✓ Organizational Excellence

Streamlining processes and equipping staff with modern tools to improve ODA's service to Oregon's agricultural community.

## ✓ Aligning with State IT Goals

Modernizing digital infrastructure, data governance, and security to align with Oregon's Enterprise Information Services (EIS) objectives.



**OREGON  
DEPARTMENT OF  
AGRICULTURE**

# Oregon Department of Agriculture 2025-27 Budget Details

---

*A resilient tomorrow for generations to come*



**OREGON  
DEPARTMENT OF  
AGRICULTURE**



# 2025-27 Agency Budget

	2023-25 Legislatively Approved Budget	2025-27 Modified Current Service Level	2025-27 Gov. Budget
<b>General Fund</b>	\$57,988,648	\$40,620,844	\$40,285,347
<b>General Fund Debt Svc</b>	\$ -	\$ -	\$1,921,642
<b>Lottery Funds</b>	\$9,323,768	\$9,924,467	\$9,877,824
<b>Other Funds</b>	\$97,593,748	\$96,896,212	\$112,934,774
<b>Federal Funds</b>	\$24,616,353	\$19,220,464	\$24,220,694
<b>Total Funds</b>	\$189,522,517	\$166,661,987	\$189,240,281
<b>Positions</b>	523	469	482
<b>Full-Time Equivalent</b>	402.26	383.89	396.89



# 10% Reduction Option List

## First 5% - \$1.9M General Fund

- Eliminates Farm Mediation program – (\$119,382) GF
- Eliminates pass-through funding for USDA Wildlife Services Predator Control\* – (\$545,660) GF
- Elimination of the Pesticide Stewardship Partnership Program – (\$1,253,189) GF / (\$1,253,189) OF

\*included in Governor's Budget

# 10% Reduction Option List – GF

## Second 5% - \$2.1M General Fund

- One-time vacancy savings in the Market Development Program\*\* – (\$266,467) GF
- Fund shift to Other Funds in the Shellfish Program – (\$43,540) GF/(\$43,540) OF
- Removes remaining General Fund support in the Noxious Weed Program – (\$72,080) GF
- Reduces General Fund S&S in the Animal Health Program – (\$31,322) GF
- One-time fund shift portion of Plant Program Area Director & Office Manager to Other Funds – (\$127,910) GF/(\$127,910) OF
- Removes General Fund support for a portion of an Administrative position in the Market Development Program – (\$86,279) GF
- Eliminate GF support for Ag Water Quality Program grants – (\$650,000) GF

\*\* Included as a permanent reduction in the Governor's Budget

# 10% Reduction Option List - GF

## Second 5% - \$2.1M GF Cont.

- Hold vacant Compliance and Regulatory Manager 1 in Food Safety – (\$119,574) GF / (\$167,311) OF
- Reduce Farm to School grant funding – (\$250,000) GF
- Hold vacant Land Use Specialist for 12 Months – (\$199,233) GF
- Reduce Capital Outlay in the Lab Services Program – (\$50,000) GF
- Reduce Wolf Financial Assistance grant funding – (\$247,452) GF

\*included in Governor's Budget



OREGON  
DEPARTMENT OF  
AGRICULTURE

# 10% Reduction Option List - LF

## First 5% - \$500k Lottery Funds

- Personal Services cuts to IPPM Seasonal Staff – (\$145,341) LF
- Hold vacant Ag Water Quality Compliance Planning Lead – (\$355,348) LF





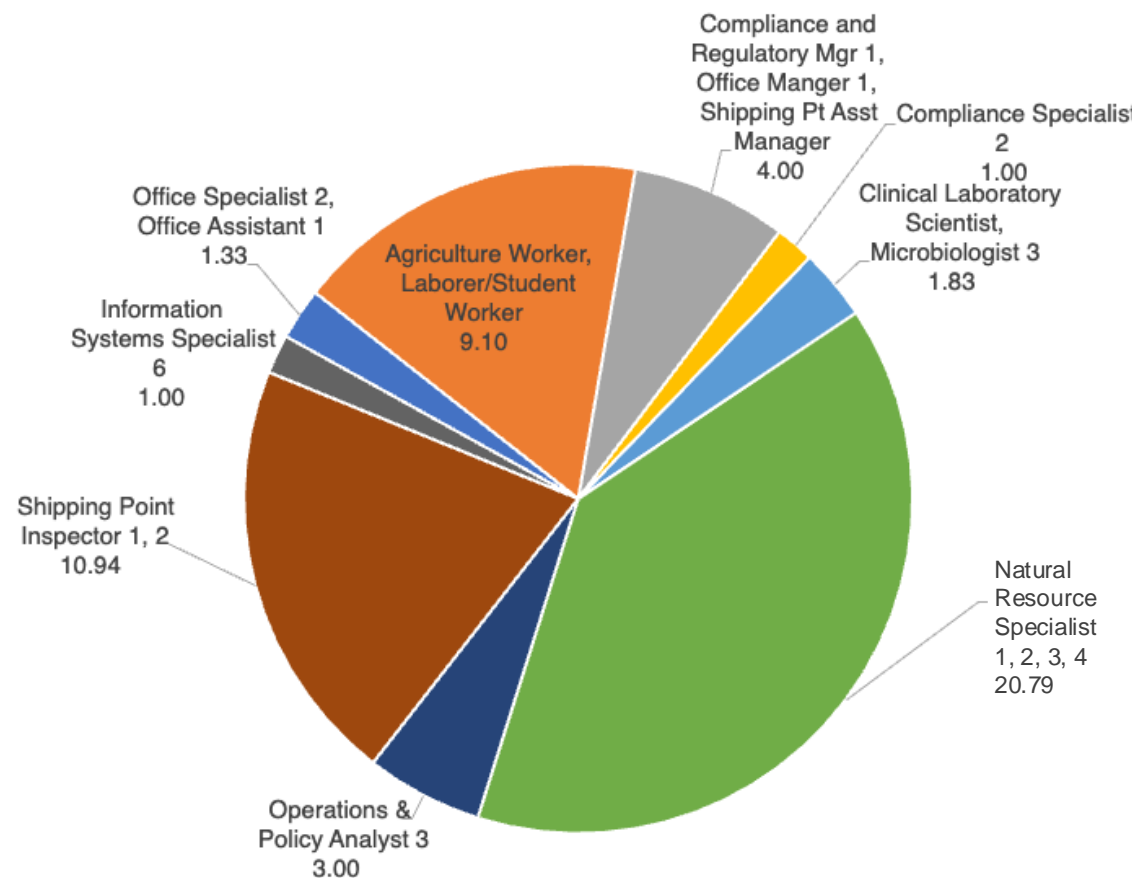
# 10% Reduction Option List - LF

## Second 5% - \$492k Lottery Funds

- One-time Services & Supplies reduction in Soil and Water Conservation Districts program – (\$75,000) LF
- One-time shift for Oregon Invasive Species – Council (\$17,807) LF / (\$8,904) OF / (\$8,903) FF
- One-time fund shift staff in Noxious Weed Control program – (\$100,000) LF / (\$100,000) FF
- One-time fund shift staff in IPPM program – (\$300,000) LF / \$300,000 FF

# Long Term Vacancies

Position	Admin and Support Services	Food Safety Animal Health Policy Area	Natural Resource Policy Area	Market Access and Certification Policy Area	FTE
Office Specialist 2, Office Assistant 1		1.33			1.33
Agriculture Worker, Laborer/Student Worker			0.25	8.85	9.10
Compliance and Regulatory Mgr 1, Office Manger 1, Shipping Pt Asst Manager		2.00	1.00	1.00	4.00
Compliance Specialist 2		1.00			1.00
Clinical Laboratory Scientist, Microbiologist 3		1.83			1.83
Natural Resource Specialist 1, 2, 3, 4		1.00	14.79	5.00	20.79
Operations & Policy Analyst 3	2.00			1.00	3.00
Shipping Point Inspector 1, 2				10.94	10.94
Information Systems Specialist 6	1.00				1.00
	<b>3.00</b>	<b>7.16</b>	<b>16.04</b>	<b>26.79</b>	<b>52.99</b>



# Key Performance Measures (KPM)



On Target

Below Target

Review & Realignment



OREGON  
DEPARTMENT OF  
AGRICULTURE

# Emerging Challenges for ODA



Implementation  
of 2025 Legislation



Federal Funding  
Uncertainty




Recruitment  
and Retention



Inflation & Fee  
for Service Programs



Workload Increases



IT Infrastructure



Succession Planning



Cyber Security



OREGON  
DEPARTMENT OF  
AGRICULTURE

# One ODA for One Oregon



**Oregon Agriculture**  
Diversity. Innovation. Challenges.



**Agency Overview**  
Protect. Promote. Prosper.



**2025-27 Budget**  
Service. Investment. Priorities.



**OREGON  
DEPARTMENT OF  
AGRICULTURE**



# Oregon Department of Agriculture

**Protect. Promote. Prosper.**



**OREGON  
DEPARTMENT OF  
AGRICULTURE**