



# State of Hunger in Oregon

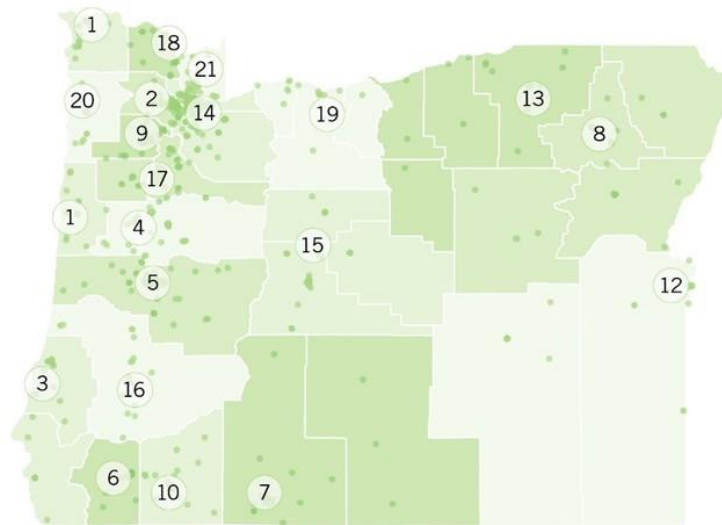
House Interim Committee on Early Childhood & Human Services  
Nov 14, 2025 | Matt Newell-Ching (he/him), Senior Manager of Public Policy



**Our Mission:**  
**To eliminate hunger and its root causes...**  
***because no one should be hungry.***



# OREGON FOOD BANK NETWORK



Location	Regional Food Bank	Counties Served
1 Astoria	CCA Regional Food Bank	Clatsop
2 Beaverton	OFB-Washington County Services	Washington
3 Coos Bay	South Coast Food Share	Coos, Curry
4 Corvallis	Linn Benton Food Share	Benton, Linn
5 Eugene	FOOD for Lane County	Lane
6 Grants Pass	Josephine County Food Bank	Josephine
7 Klamath Falls	Klamath/Lake Counties Food Bank	Klamath, Lake
8 La Grande	Community Connection	Baker, Grant, Union, Wallowa
9 McMinnville	YCAP Regional Food Bank	Yamhill
10 Medford	ACCESS Food Share	Jackson
11 Newport	Food Share of Lincoln County	Lincoln
12 Ontario	OFB-Southeast Oregon Services	Harney, Malheur
13 Pendleton	CAPECO Food Share	Gilliam, Morrow, Umatilla, Wheeler
14 Portland	OFB-Portland Metro Services	Multnomah, Clackamas
15 Redmond	Neighbor Impact	Deschutes, Jefferson, Crook
16 Roseburg	UCAN Food Share	Douglas
17 Salem	Marion-Polk Food Share	Marion, Polk
18 St. Helens	Columbia Pacific Food Bank	Columbia
19 The Dalles	Columbia Gorge Food Bank	Hood River, Sherman, Wasco
20 Tillamook	OFB-Tillamook County Services	Tillamook
21 Vancouver	Clark County Food Bank	Clark County, WA

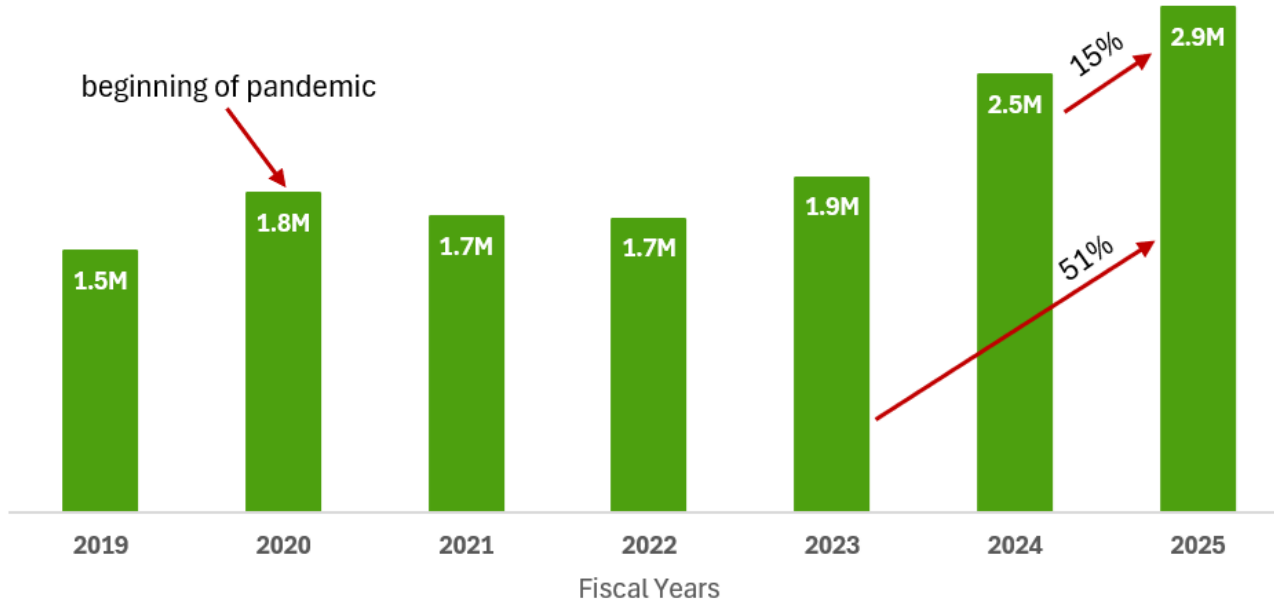


A top-down view of various fresh green vegetables and fruits arranged around a central text overlay on a light gray surface. The items include: a bowl of green lentils, a halved apple, asparagus spears, a bundle of spaghetti, a bowl of frozen peas, a whole green pepper, a sliced green pepper, a cucumber, a bowl of microgreens, a head of broccoli, a bunch of green beans, a bunch of parsley, a bowl of pumpkin seeds, and two halves of an avocado. The text is centered in the middle of the image.

**1 in 8 Oregonians  
struggle to afford food**

# Visits to Food Sites

## Oregon Food Bank Network



\*Data includes Clark County, WA



# Federal Cuts to Anti-Hunger Programs

- Loss of about 90 truckloads of food from the Commodity Credit Corporation (CCC)
- Local Food Purchasing Agreement
- November SNAP Disruption
- HR1
  - Additional eligibility barriers to SNAP
  - Lower benefits over time
  - Takes away SNAP for 2,900 refugees, asylees, and immigrants
  - Additional state funding needed to maintain SNAP





# USDA cuts over \$1 billion in funding for schools, local food purchases

By Brad Brooks

March 11, 2025 9:06 AM PDT · Updated 3 hours ago



The U.S. Department of Agriculture is seen in Washington, March 18, 2012. REUTERS/Gary Cameron/File Photo [Purchase Licensing Rights](#)

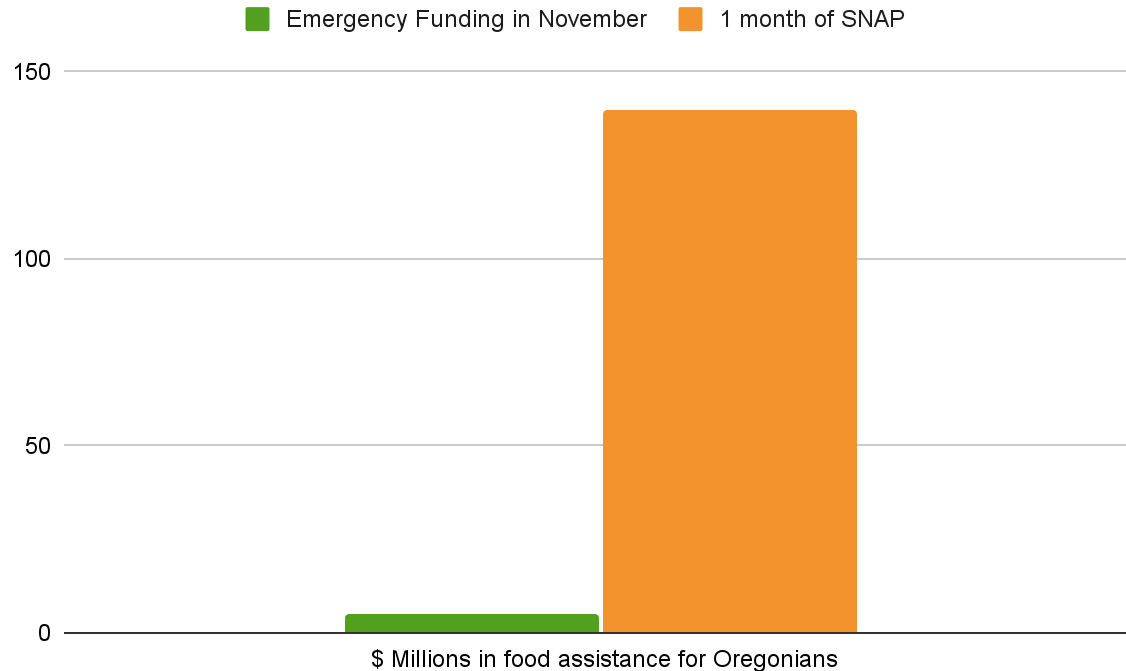
March 10 (Reuters) - The U.S. Agriculture Department has cut two federal programs that spent over \$1 billion annually to help schools and food banks buy food from local farms and ranches, the agency has confirmed to Reuters.

The School Nutrition Association, which represents cafeteria workers and directors nationwide, said in a press release that the USDA cut the \$660 million Local Food for Schools program for 2025.

Politico, citing a spokesperson for the USDA, reported that the department also cut the Local Food Purchase Assistance Cooperative Agreement Program, which would have funded about \$500 million this year to support food banks.



**We are deeply grateful for the \$5m in Emergency Funding.  
It's also worth noting the scale of a SNAP disruption.**





# Food Banking and SNAP in Perspective

**The charitable sector  
can't solve hunger alone.**



Feeding America



[illegible]

# OFB's Top Policy Priorities for 2026

- **Preserve and Strengthen SNAP**
- **School Meals for All**
- **Oregon Hunger Response Fund**
- **Support for immigrants and refugees who lost SNAP due to HR1**





# Hunger is a Policy Choice

