



Oregon Measure 110 Research Symposium

January 22, 2024
Key Takeaways

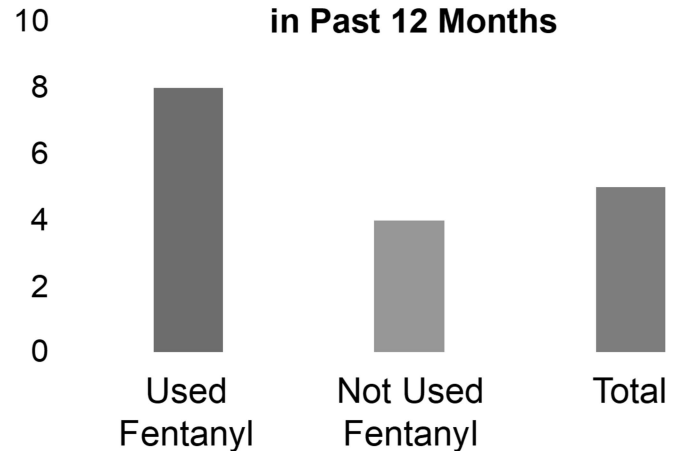
Panel 1: Overdose Mortality

Early studies found no association between M110 and fatal overdoses. Data from people who use drugs in Oregon suggest many nonfatal overdoses are being reversed by naloxone administered outside of the 911 emergency system.

Presenters: Alex H. Kral, Spruha Joshi, Brandon Del Pozo, and Morgan Godvin

- Oregon's fatal opioid overdoses dramatically increased when fentanyl was introduced to Oregon's unregulated drug supply in 2020.
- Two separate longitudinal studies using U.S. vital statistics and crime laboratory-tested seized drug data found no association between fatal overdoses and M110's implementation.
- 2023 cross-sectional study with 468 people who use drugs across 8 counties in Oregon found:
 - 78% reported witnessing an overdose in the past year, with an overall median of 5 witnessed overdoses (Figure).
 - Compared to those who did not regularly use fentanyl, people who used fentanyl were more likely to administer naloxone and less likely to call 911 during a witnessed overdose due to fear of law enforcement engagement (51% vs 61%).

Median Overdoses Witnessed in Past 12 Months



- Those who were incarcerated in the past 12 months were more likely to report an overdose (33% vs 18%; $p < 0.001$)

Resource:

- Joshi et al, 2023



Panel 2: Substance Use Disorder Services

Services for people diagnosed with substance use disorder continue to increase post M110 implementation, but service availability gaps persist even with the significant growth in the peer recovery workforce.

Presenters: Kristen Donheffner, Daniel Hoover, and Alexis Cooke

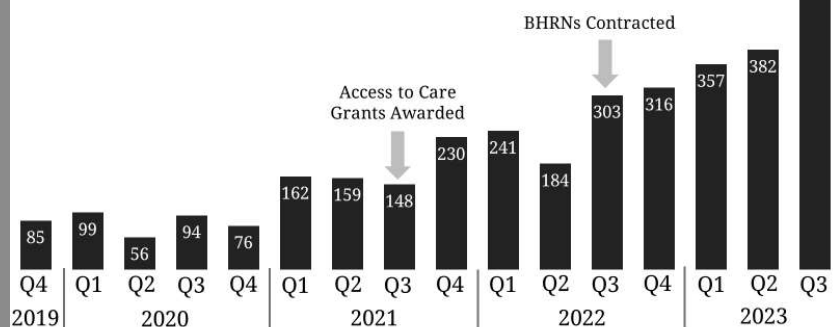
- New certifications for Recovery Peers have been increasing since 2020 with 325 peers certified in 2020 and 1269 peers certified in the first 3 quarters of 2023 (Figure).
- The challenges of peer work include limited access to housing, withdrawal management, and residential treatment services for all who want these services.

Resource:

- Oregon Health Authority M110 Data Dashboard



Recovery Peer Certifications



Key Takeaways Continued

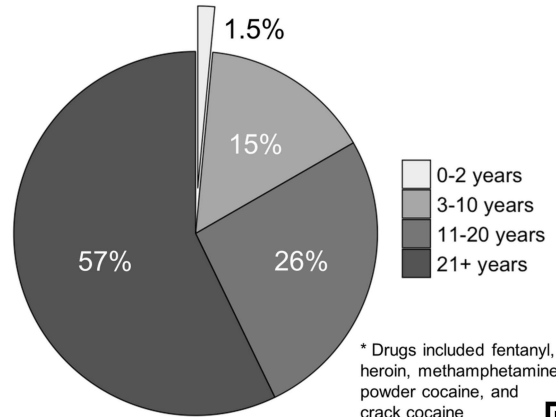
Panel 3: Housing, Harm Reduction, and Family Services

Interviews of people who use drugs show that a significant proportion were Oregonians who were unstably housed and who have sought housing assistance, but only minority have received such services.

Presenters: Marisa Zapata, Esther Chung, Judith Leahy, and Camille Cioffi

- Cross-sectional study with people who use drugs across 8 counties in Oregon found:
 - Very few people (1.5%) started using drugs after M110 passed (Figure).
 - No evidence people moved to Oregon to use drugs after M110 was passed; the median length of time living in Oregon was 24 years.
- Save Lives Oregon distributed 370,000+ naloxone doses since 2022. Community organizations reported more than 7,500 opioid overdose reversals in Oregon since 2020.
- Approximately 1 in 10 birthing people have a substance use disorder diagnosis at the time of delivery and avoid seeking care due to fear of punishment leading to worse health outcomes for mothers and children.

Number of years using drugs* (n=467)



Resource:

- TEDxSalem: So you think you understand homelessness, Marisa A. Zapata



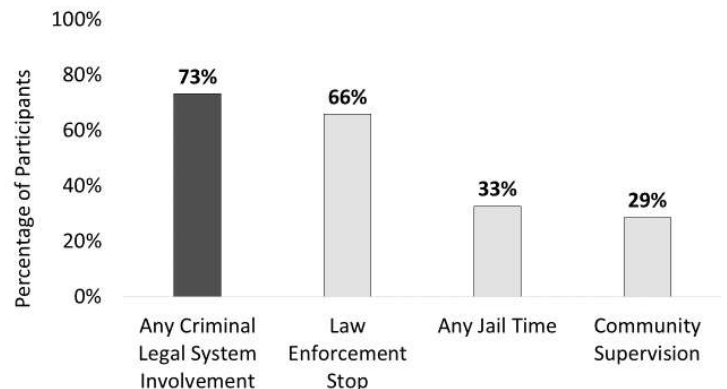
Panel 4: Law Enforcement

Following M110 implementation, despite declining drug-related arrests, people who use drugs are still heavily policed, especially those who are unhoused and on community supervision.

Presenters: Kelsey Henderson, Corey Davis, Sean Wire, Hope Smiley-McDonald, and Danielle Good

- Officer stops, possession of a controlled substance (PCS) arrests, and drug court enrollment were all declining prior to M110's passage.
- Monthly arrest data between 2019 to 2021 from Oregon and control states (CO, ID, MT, and NV) show fewer PCS arrests per 100K population in Oregon following M110.
- 2023 cross-sectional data from people who used drugs showed that 13% understood that M110 decriminalized all drugs and 73% reported substantial criminal legal system engagement (Figure). There were no statistically significant differences by race/ethnicity for being stopped by law enforcement in the past year.
- Portland and Eugene calls for service 911 trend data (2018 to 2023) were comparable to 8 cities in CA, ID, and WA, suggesting there were no spikes in what the Oregon public asked police to handle in Portland and Eugene following M110.

Past Year Criminal Legal System Involvement



SOURCE: RTI International, 2024, Oregon Measure 110 Drug Decriminalization Evaluation

Resources:

- Portland State University Report
- Davis et al. 2023
- RTI Insight Blog Post
- Smiley-McDonald et al. 2023

For more information about the symposium materials, please contact Lynn Wenger at lynnndee@rti.org.

