



## Alcohol and Drug Policy Commission

Improve the effectiveness of alcohol and drug abuse prevention and treatment services

---

# SUD Inventory and Gap Analysis Overview

January 18, 2023

Jill Gray, Acting Director  
Tori Algee, Senior Policy Analyst


# Overview

- Purpose of ADPC
- Oregon's Substance Use Data
- Oregon's Strategic Plan for Substance Use Services
- SUD Inventory and Gaps Analysis
- Questions

# Alcohol and Drug Policy Commission

An independent state agency created by the Legislature to improve the effectiveness of substance use services for all Oregonians

# State of Substance Misuse in Oregon



- **One in five** Oregonians has a substance use disorder, among highest of states
  - Most commonly alcohol (12%), followed by illicit drugs (9%)
- **2,500** Oregonians died from alcohol-related causes in 2020. **1,000** from unintentional drug overdoses in 2021
- Among highest states in the nation for methamphetamine use, alcohol use, marijuana use
- Consistently among last in the nation for access to treatment. **Most people who need treatment do not receive it**



# Oregon's Strategic Plan for Substance Use Services



# SUD Inventory & Gap Analysis

## **Oregon Substance Use Disorder Services Inventory and Gap Analysis**

Estimating the need and capacity for services in Oregon  
across the continuum of care

Supported by the  
**Oregon Health Authority  
& Oregon Alcohol and Drug  
Policy Commission**

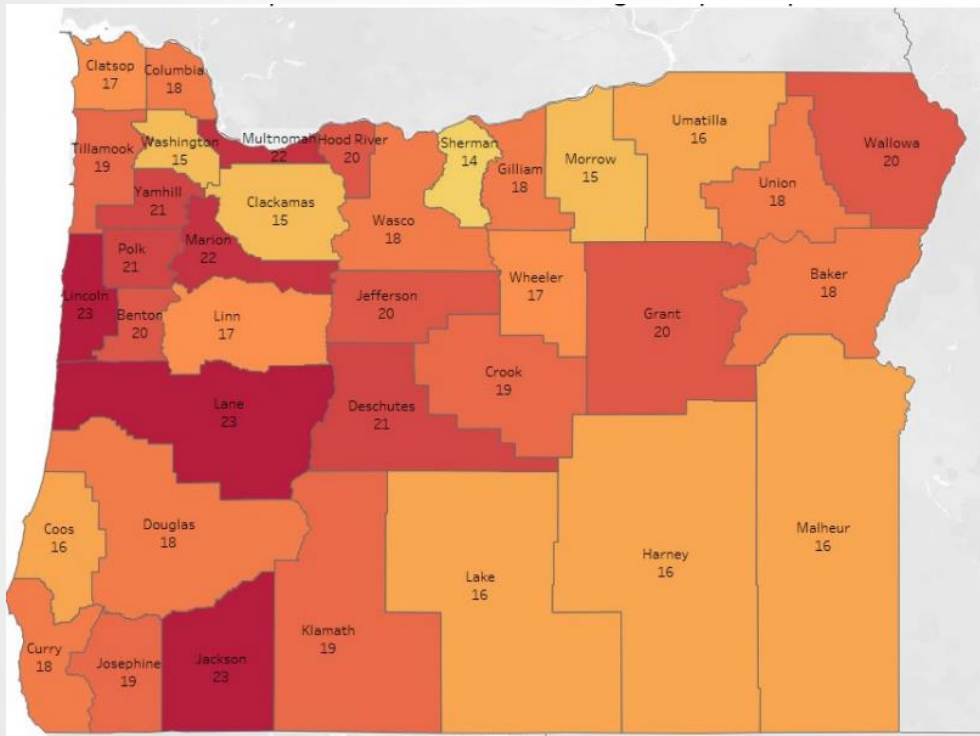
Produced by the  
**OHSU-PSU School of  
Public Health**

## **Project Outline**

- **Needs Assessment**
- **SUD Services Inventory**
- **Calculating for an Adequate  
System Tool (CAST)**
- **SUD Service Inventory Survey**

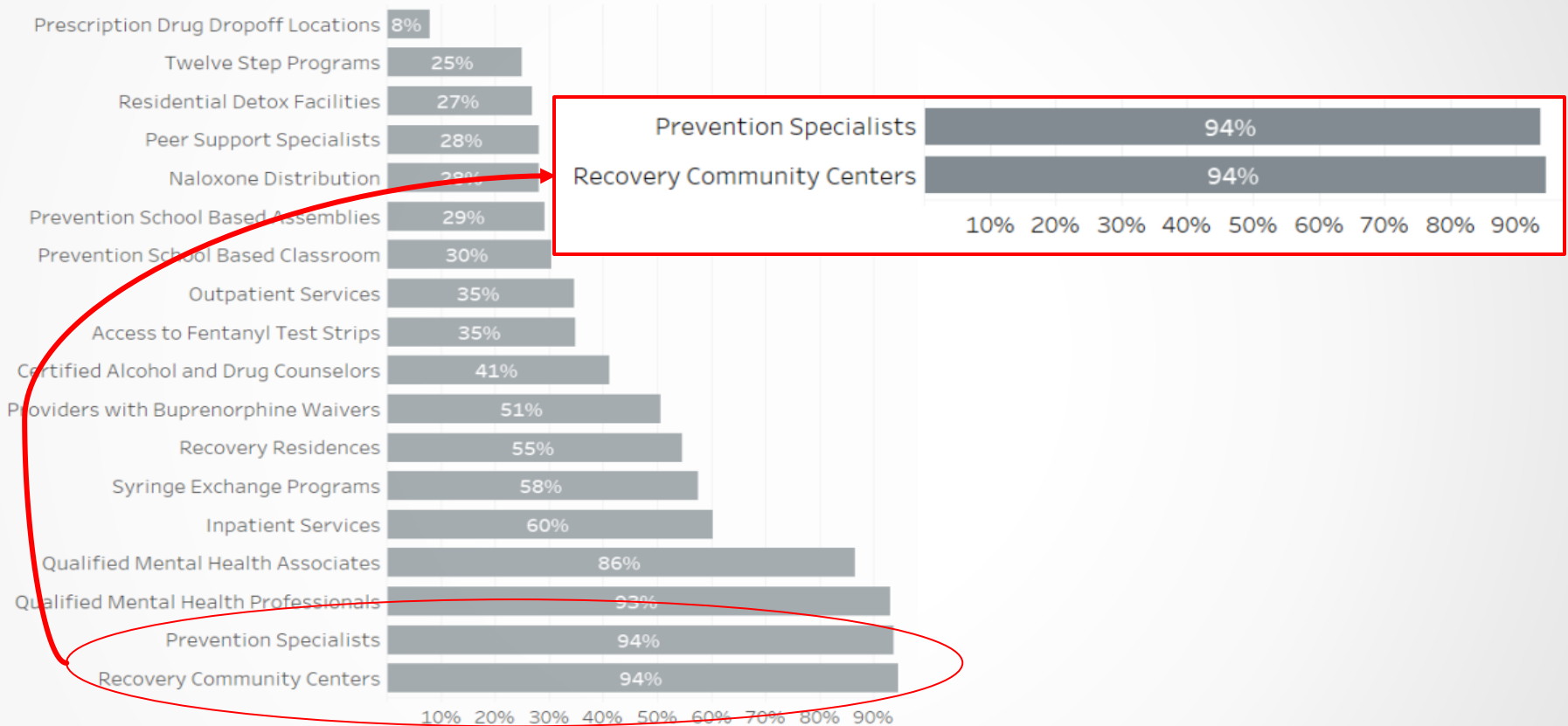
# Risk Assessment

## Risk of Hospitalization Due to Substance Use (by County)



Color	Risk
Green	Low
Orange	Moderate
Red	High

# Gap Analysis





# Survey Results




## Providers With No Specific Services for Protected Classes

Prevention	Treatment	Recovery
47.7%	36.6%	26.1%



## Providers With No Specific Services for Pregnant or Parenting

Prevention	Treatment	Recovery
55.9%	60.3%	59.1%



## Interpretation/Language Support

Fewer than 20% of organizations have certified interpreters

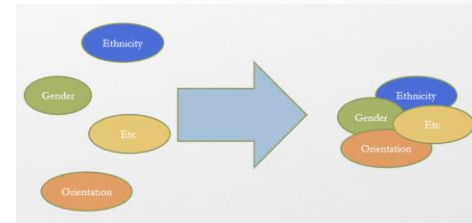
Translations available in Spanish, but less so in other languages

# Key Findings

Oregon has a 49% gap in substance use services

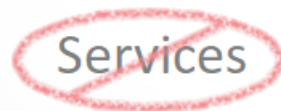


Large statewide gaps in equity

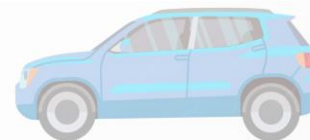


People in need of treatment are not accessing it

*Stigma*



Transportation and Technology Are Barriers to Services



# Recommendations

- **Prioritize Prevention**
- **Increase pathways to treatment services**
- **Expand and support workforce**
- **Incentivize equity**

# Questions

Stay connected with ADPC:

[www.oregon.gov/adpc](http://www.oregon.gov/adpc)