

**Testimony before the Oregon House Behavioral Health and Health Care Committee  
Regarding Banning the Sale of Flavored Tobacco and Vapor Products**

**Lindsey Stroud, Director, Consumer Center**

**Taxpayers Protection Alliance**

**March 21, 2023**

Chairman Nosse, Vice Chairs Goodwin and Nelson, Members of the Committee:

Thank you for your time today to discuss banning flavors tobacco and vapor products in Oregon. My name is Lindsey Stroud and I'm Director of the Consumer Center at the Taxpayers Protection Alliance (TPA). TPA is a non-profit, non-partisan organization dedicated to educating the public through the research, analysis, and dissemination of information on the government's effects on the economy. TPA's Consumer Center focuses on providing up-to-date information on adult access to goods including alcohol, tobacco, and vapor products, as well as regulatory policies that affect adult access to other consumer products, including harm reduction, technology, innovation, antitrust and privacy.

While addressing youth use of age-restricted products is laudable, lawmakers must refrain from prohibitionist bans on both products that adults responsibly consume as well as products that may help adults quit smoking. Youth use of traditional tobacco products has reached record lows, while youth vaping has halved in recent years. Bans will force adult consumers to seek out illicit products from clandestine sources, which may cause more harm.

**Key Points**

- Youth vaping has decreased by 53 percent between 2019 and 2022, while youth use of traditional tobacco products is at record lows.
- In 2022, among middle and high school students that had used a tobacco or vape product on at least one occasion in the 30 days prior, 9.4 percent reported using e-cigarettes, 1.9 percent had used cigars, 1.6 percent has used combustible cigarettes and 1.3 percent had used smokeless tobacco products.
- According to the Center for Disease Control and Prevention's Youth Risk Behavior Survey, vaping among U.S. high school students decreased by 45 percent, from 32.7 percent in 2019 to 18 percent in 2021.
- Youth are not using e-cigarettes because of flavors.
- Nationally (in 2021), among middle and high school students that were currently using e-cigarettes, 43.4 percent had used them because of feelings of anxiety, stress and/or depression, compared to 13.2 percent who had cited using them because of flavors.
- In 2021, 12.4 percent of Oregon adults were currently smoking cigarettes. More than one-fifth (21.2 percent) of adults who earned \$25,000 were currently smoking in 2021, compared to only 6.9 percent of adults earning \$50,000 or more.

**Taxpayers Protection Alliance, 1101 14th St. NW, Ste 1101, Washington, D.C. 20005  
(202) 930-1716, [www.protectingtaxpayers.org](http://www.protectingtaxpayers.org)**

- In 2021, 6.6 percent of adults reported past-month e-cigarette use, which was a 50 percent increase from 2017.
- In three of four states with current flavored tobacco and vape bans, smoking rates among young adults increased, while nationally, they decreased on average by nearly 20 percent.
- The illicit market is thriving on internet marketplaces from New York City to California.
- The introduction of e-cigarettes has not led to increases in cigarette smoking, but rather, correlates with significant declines in smoking rates among young adults.
- Between 2007 and 2018, smoking rates among Oregon adults aged 18 to 24 years old declined by 40.2 percent. Since 2018, young adult smoking rates have decreased another 46.3 percent, with average annual declines of 12.8 percent.
- Oregon (and the nation's) youth are facing a growing mental health crisis and are self-medicating with nicotine, and illicit products, including counterfeit pills.
- According to the *2022 Kids Count Data Book* from the Annie E. Casey Foundation, the percentage of Oregon youth aged three to 17 years old that had ever been diagnosed with anxiety or depression by a medical profession increased by 40 percent from 11.5 percent in 2016 to 16.1 percent in 2020.
- The 2021 Youth Risk Behavior Survey found that 42 percent of American high school students that felt sad or hopeless for “almost every day for [two] or more weeks in a row that they stopped doing some usual activities,” which was a 14.1 percent increase from 2019, as well as being the highest rate recorded
- According to the Centers for Disease Control and Prevention (CDC), drug overdose deaths among youth aged 14 to 18 years old increased by 94 percent between 2019 and 2021, and additional 20 percent between 2020 and 2021. Meanwhile, youth vaping decreased by 62 percent between 2019 and 2021.
- Oregon woefully underfunds programs to prevent youth use of tobacco and/or vapor products and help adults quit smoking, while simultaneously receiving millions of dollars from the pockets of the adults who smoke. In 2021, for every \$1 the state received in tobacco monies, it spent only \$0.03 on tobacco control efforts.

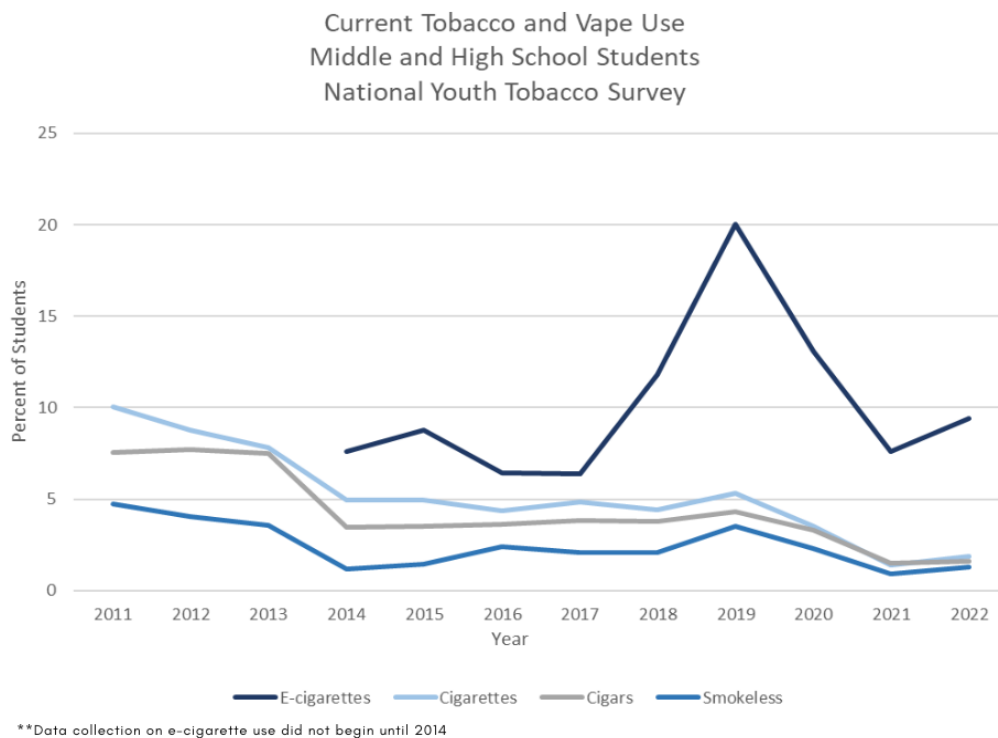
### **Youth Tobacco and Vapor Product Use**

Despite headlines, youth use of traditional tobacco products is at record lows, while youth e-cigarette use peaked in 2019 and has steadily declined in the years since.

In 2022, according to the National Youth Tobacco Survey (NYTS), among middle and high school students that had reported current tobacco product use (defined as having used the product on at least one occasion in the 30 days prior), 1.9 percent had used cigars, 1.6 percent had used combustible cigarettes and 1.3 percent had used smokeless tobacco products.<sup>1</sup> These are some of the lowest levels recorded. In fact, in the 10 years between 2012 and 2022, current cigar use declined by 75.3 percent, cigarette use by 81.7 percent and smokeless tobacco use by 67.9

percent. These declines have come all the while flavored tobacco and vapor products remain available for sale.

Regarding vaping use (according to the NYTS), vaping seems to have peaked in 2019 when 20 percent of middle and high school students had used an e-cigarette in the 30 days prior to the survey. In 2022, only 9.4 percent of U.S. youth were currently vaping, a 53 percent decrease from 2019's levels.



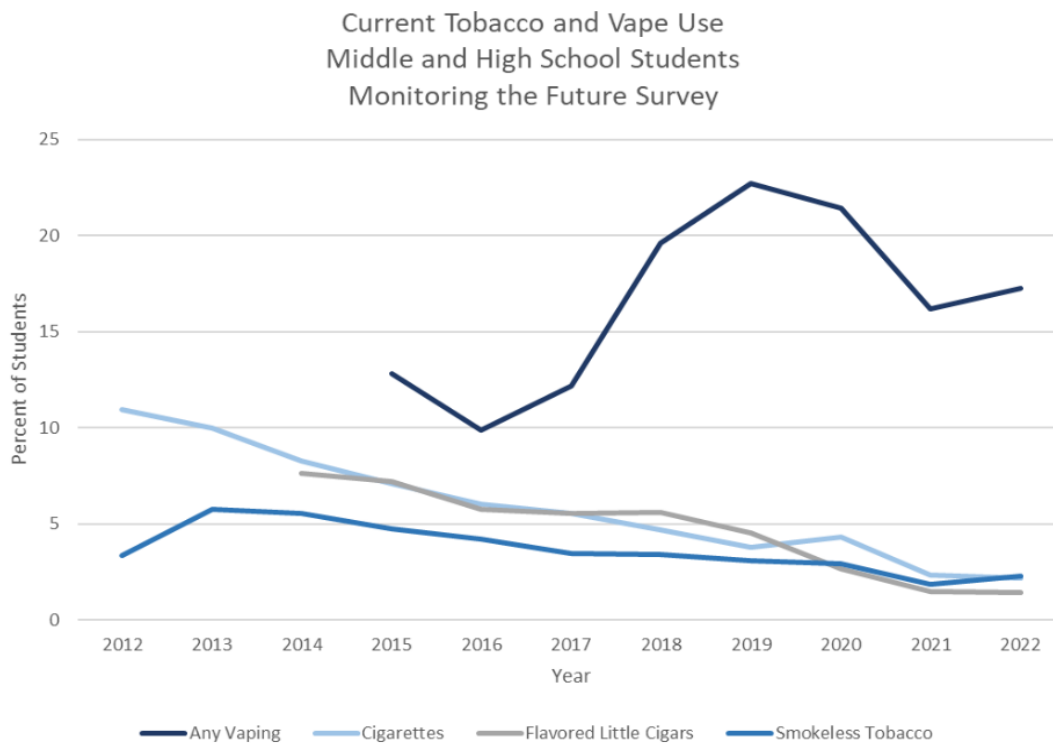
Other national survey data has found significant declines in youth use of tobacco and vapor products. In 2022, according to the Monitoring the Future Survey (MTFS), among middle and high school students, 2.3 percent reported currently using smokeless tobacco, 2.2 percent reported current combustible cigarette use, and 1.4 percent reported using flavored little cigars.<sup>2</sup> Again, these are some of the lowest levels recorded. In 2012, more than one in ten U.S. youth (11 percent) reported current cigarette use. In ten years, smoking rates among U.S. youth declined by 78.7 percent. During the same period smokeless tobacco use among youth decreased by 59.6 percent. Between 2014 and 2022, the percent of youth reporting current use of flavored cigars declined by 81.2 percent.

Similar to the NYTS, the MTFS also found that youth vaping peaked in 2019, when 22.7 percent of U.S. youth reported “any vaping” – i.e., using a vapor product to vape either nicotine or other

substances. Between 2019 and 2022, the percent of youths reporting any vaping decreased by 23.9 percent.

The CDC continues to delay publishing state-specific data from the 2021 Youth Risk Behavior Survey (YRBS). However, nationally, only 18 percent of high school students reported using vapor products in the 30 days prior to the survey in 2021.<sup>3</sup> This is a 45 percent decrease from 2019 when 32.7 percent of high schoolers reported current vapor product use.

As the YRBS is an aggregate of all state data, Hawaii lawmakers should refrain from prohibitionist policies to address outdated figures on youth vapor product use in the state.



\*\*Data collection on vaping did not begin until 2015; data collection on flavored little cigars did not begin until 2014

### Youth Are Not Using E-Cigarettes Because of Flavors

National and state surveys consistently find that youth are not overwhelmingly using e-cigarettes because of flavors.

**TAXPAYERS  
PROTECTION  
ALLIANCE**

In 2019 (among all Connecticut high school students), 5.2 percent reported using e-cigarettes because of “flavors,” 18.2 percent cited “other,” and 12.9 percent reported using e-cigarettes because of friends and/or family.<sup>4</sup>

In 2017, among Hawaiian high school students that had ever used e-cigarettes, 26.4 percent cited flavors as a reason for e-cigarette use, compared to 38.9 percent that reported “other.”<sup>5</sup>

Among highschoolers in Maryland that used e-cigarettes, when asked about the “main reason” for using e-cigarettes only 3.2 percent responded “flavors.”<sup>6</sup> Conversely, 13 percent reported because “friend/family used them,” 11.7 percent reported “other,” and 3.8 percent reported using e-cigarettes because they were less harmful than other tobacco products.

In 2019, among all Montana high school students, only 7 percent reported using vapor products because of flavors, compared to 13.5 percent that reported using e-cigarettes because of “friend or family member used them.”<sup>7</sup> Further, 25.9 percent of Montana high school students reported using vapor products for “some other reason.”

In 2019 (among all students), only 4.5 percent of Rhode Island high school students claimed to have used e-cigarettes because they were available in flavors, while 12.5 cited the influence of a friend and/or family member who used them and 15.9 percent reported using e-cigarettes “for some other reason.”<sup>8</sup>

In 2017(among current e-cigarette users), only 17 percent of Vermont high school students reported flavors as a reason to use e-cigarettes. Comparatively, 35 percent cited friends and/or family members and 33 percent cited “other.”<sup>9</sup>

In 2019 (among high school students that were current e-cigarette users), only 10 percent of Vermont youth that used e-cigarettes cited flavors as a primary reason for using e-cigarettes, while 17 percent of Vermont high school students reported using e-cigarettes because their family and/or friends used them.<sup>10</sup>

In 2019 (among all Virginia high school students), only 3.9 percent reported using e-cigarettes because of flavors, 12.1 used for some other reason, and 9.6 used them because of friends and/or family members.<sup>11</sup>

This state data is representative of even more recent national survey data. According to the 2021 NYTS, among middle and high school students that reported current e-cigarette use, 43.4 percent cited using them because they were “feeling anxious, stressed, or depressed,” compared to only 13.2 percent who cited using them because they were available in flavors.<sup>12</sup>

Among students that reported having ever tried an e-cigarette, 57.8 percent cited using them because a friend uses them, compared to 13.5 percent who cited the availability of flavors.

<b>Reasons for first e-cigarette use</b>			
National Youth Tobacco Survey, United States, 2021			
		<b>Among ever e-cigarette users</b>	<b>Among current e-cigarette users</b>
A friend [used/uses] them		57.8	28.3
I [was/am] curious about them		47.6	10.3
I [was/am] feeling anxious, stressed, or depressed		25.1	43.4
To get a high or buzz from nicotine		23.3	42.8
A friend family member [used/uses] them		18.6	8.7
I [could/can] use them to do tricks		16.5	20
They [were/are] available in flavors, such as menthol, mint, candy, fruit, or chocolate		13.5	13.2
I [could/can] use them unnoticed at home or at school		10.8	13
They are less harmful than other forms of tobacco such as cigarettes		8.3	10.3
They [were/are] easier to get than other tobacco products, such as cigarettes		4.8	6
I've seen people on TV, online, or in movies use them		4.5	2.9
To try to quit using other tobacco product, such as cigarettes		2.5	4.6
They cost less than other tobacco products, such as cigarettes		2.2	4.7
Some other reason		10.6	19.5

If lawmakers want to address youth vaping, they must understand why youths are vaping.

### **Flavor Bans Do Not Address Growing Mental Health Crisis Among Youth**

While lawmakers have turned their attention towards youth vaping, they have seemingly ignored a growing mental health crisis among Hawaiian and American youth.

For example, according to the *2022 Kids Count Data Book* from the Annie E. Casey Foundation, the percentage of Oregon youth aged three to 17 years old that had ever been diagnosed with anxiety or depression by a medical profession increased by 40 percent from 11.5 percent in 2016 to 16.1 percent in 2020.<sup>13</sup>

According to a summary report of the results from the 2021 Youth Risk Behavior Survey found that 42 percent of American high school students that felt sad or hopeless for “almost every day for [two] or more weeks in a row that they stopped doing some usual activities,” which was a 14.1 percent increase from 2019, as well as being the highest rate recorded.<sup>14</sup>

Again, youth cited using e-cigarettes because of self-medicating their feelings of anxiety, depression and/or stress, yet, according to the 2021, while feelings of hopelessness increased,



youth vaping decreased by 45 percent.

### **Adult Tobacco and Vape Use**

In 2021, according to data from the annual Behavioral Risk Factor Surveillance System survey (BRFSS) conducted by the Centers for Disease Control and Prevention, 12.4 percent of Oregonians were currently smoking, amounting to 419,715 adults.<sup>15</sup> Smoking rates were highest among 45- to 64-year-old adults, with 14.3 percent reporting current use.

Among all adults earning \$25,000 annually or less in 2021, more than one-fifth (21.2 percent) reported currently smoking, compared to only 6.9 percent of adults who earned \$50,000 or more per year.

In Oregon, American Indian/Alaska Native adults reported smoking at a greater percentage of their identified race at 30 percent. This is compared to 17.1 percent of Multiracial, non-Hispanic adults, 12.6 percent of White adults, and 9.4 percent of Hispanic adults.

Yet, White adults made up a significantly larger percentage of Oregon's total adult smoking population. In 2021, White adults accounted for 83.9 percent of the state's current smoking population, compared to American Indian/Alaska Native adults, who made up only 4.1 percent of the current adult smoking population. Hispanic adults accounted for nine percent of the smoking population in 2021, and Multiracial, non-Hispanic adults made up 2.9 percent of Oregon's adult smoking population in 2021.

The CDC provides data on adult e-cigarette use for only 2016, 2017, and 2021.

In 2021, among all Oregon adults, 6.6 percent were currently using e-cigarettes. This is a 50 percent increase from 2017 when 4.4 percent of Oregon adults were current e-cigarette users.

In 2021, among all Oregon adults, 22.3 percent of 18- to 24-year-olds, 8.7 percent of 25–44-year-olds, 3.1 percent of 55–64-year-olds, and 1.2 percent of adults aged 65 years or older were currently using e-cigarettes.

Among adults earning \$25,000 or less, 8.5 percent reported current e-cigarette use, compared to 5.8 percent who reported earning \$50,000 or more.

In Oregon, 13 percent of Multiracial, non-Hispanic adults, 7.9 percent of Hispanic adults, and 6.3 percent of White adults were currently vaping in 2021.

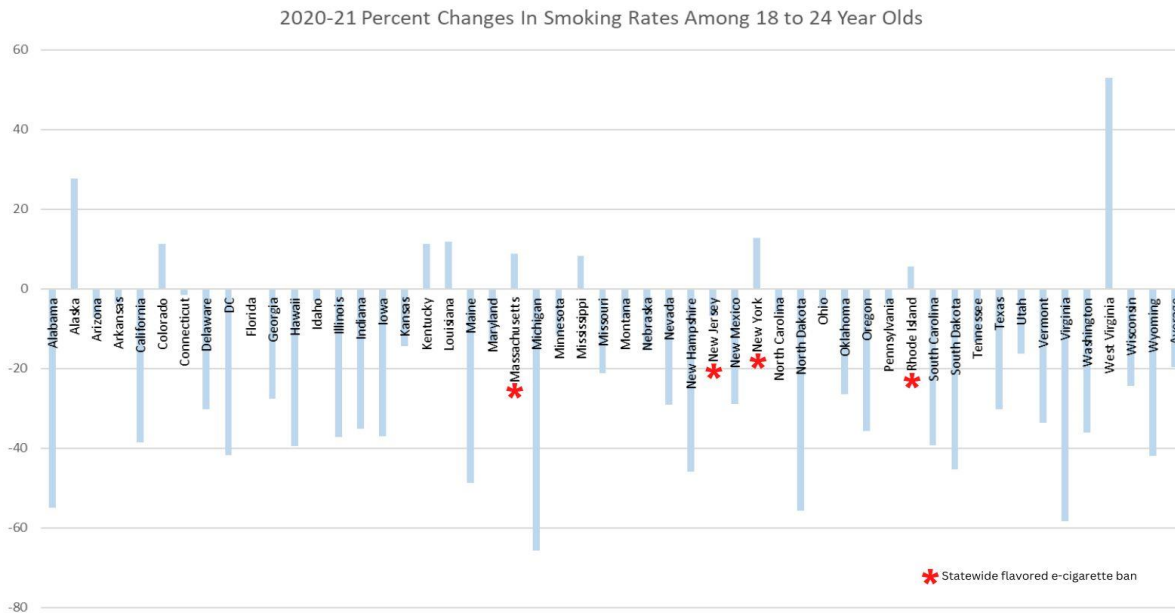
### **Effects of Current Flavor Bans**

As of January 2023, five states have active statewide bans on the sale of flavored vapor products, including two states which have also banned the sale of flavored traditional tobacco products. Opponents claim that prohibition will work to reduce smoking and thus liberate resources for

**Taxpayers Protection Alliance, 1101 14th St. NW, Ste 1101, Washington, D.C. 20005  
(202) 930-1716, [www.protectingtaxpayers.org](http://www.protectingtaxpayers.org)**

# TAXPAYERS PROTECTION ALLIANCE

states due to reduced health care costs attributed to smoking. Yet, evidence from existing states find flavor bans correlate with increases in young adult smoking, all the while states lose revenue and neighboring ones profit.<sup>16</sup>



In 2021, 14.4 percent of American adults were currently smoking. This is a 7.1 percent decrease from 2020's 15.5 percent. Among young adults (aged 18 to 24 years old), a miniscule 7.4 percent were current smokers.

Among all states (minus Florida), smoking rates among adults aged 18 to 24 years old decreased by 19.7 percent on average between 2020 and 2021. Only nine states saw young adult smoking rates increase during the same period. Alarmingly, three of those states are home to flavored e-cigarette bans and lawmakers should avoid pushing prohibitionist flavor policies forward.

In Massachusetts, 7.4 percent of 18- to 24-year-olds were current smokers in 2021. This is an 8.8 percent increase from 2020's 6.8 percent. In New York, young adult smoking rates increased by 12.7 percent from 5.5 percent in 2020 to 6.2 percent in 2021. In Rhode Island, between 2020 and 2021, smoking rates among young adults aged 18 to 24 years old increased by 5.7 percent.

Of the then-four states with active flavored e-cigarette bans, only New Jersey saw a reduction (6.8 percent) in young adult smoking rates. This is significantly lower than the average rate of reduction among all U.S. young adults.

Flavored tobacco bans have also failed to meaningfully reduce smoking rates while significantly reducing cigarette tax revenue and transferring it to other states.



The Massachusetts flavored tobacco and vape ban went into effect in 2020. Between 2020 and 2021 state excise tax revenue decreased by 22.3 percent, representing a loss of over \$106 million. Meanwhile, smoking rates among all adults only decreased by 4.5 percent (11.1 percent of adults in 2020 to 10.6 percent in 2021).

Neighboring New Hampshire experienced an 11.5 percent reduction in adult smoking rates between 2020 and 2021, yet cigarette excise tax revenues increased by 14.4 percent during the same period.

Given the poor effects of flavored tobacco bans on young adult smoking and the failed experiment in Massachusetts, lawmakers should refrain from restricting the sales of flavored tobacco and vapor products.

### **In Thriving Illicit Market, Unregulated Products Harm Users**

Flavored tobacco and vape product bans only punish responsible retailers while incentivizing clandestine actors to engage in new illicit marketplaces. Unregulated tobacco and vapor products pose a risk to all consumers, both youth and adults. Nonetheless, consumers have indicated they would seek out illicit products should their product of choice be banned, and there are already rogue sellers using online marketplaces to sell these unregulated products.

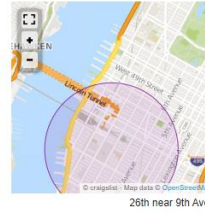
One study examining a possible menthol ban found that at least 25 percent would “find a way to buy a menthol brand.”<sup>17</sup> An experiment which examined current e-cigarette users under a hypothetical flavor ban found that banning “vaping products from the marketplace may shift preference towards purchasing vaping products in the illegal marketplace.”<sup>18</sup> An international survey of vapers from Canada, the United Kingdom and the United States found that over one-fourth (28.3 percent) “would find a way to get their banned flavor(s).”<sup>19</sup>

There is already a booming marketplace online. The examples are relatively easy to find. A Craigslist ad in New York City offers for sale a variety of flavored e-liquid products, from peach to cotton candy.<sup>20</sup> The seller informs the potential customer to “[i]nteract with [them] the same way [one] would a sales person.” Alarming, this seller is not interested in providing potential customers with information regarding the products that they may be consuming, noting that any questions about their “cost, date purchased, where purchased, why selling is no one’s concern.” In California, which recently enacted a ban on flavored tobacco and vapor products, “menthol man” is offering to deliver menthol cigarettes for \$15 a pack.<sup>21</sup>

# TAXPAYERS PROTECTION ALLIANCE

reply favorite hide flag share Posted 12 days ago

## Atmos No Nicotine E-liquid 12ml - \$5 (Chelsea)



condition: new

more ads by this user



Made in USA. Multiple flavors: Peach, Island Rum, Orange Mint, Cotton Candy, Cherry, Blueberry, Watermelon, Menthol, Apple, Pina Colada, Grape, Mocha Latte, Candy Cane, Blueberry Frost, Maple, Mango, 2 Lean.  
\$10 Each or the complete lot of 18 for \$150

Sold as is with no expressed or implied warranty & all sales final!  
PRICE IS FIRM & NON NEGOTIABLE. SERIOUS BUYERS only, NO SPECULATORS.  
ALL PERTINENT INFO IN ADVERTISEMENT.

Interact with me the same way you would a sales person @ Macy's, Bloomingdale's, Target, Kmart, or a street vendor. Personal Questions of my cost, date purchased, where purchased, why selling is no one's concern. If you see the advertisement, it is still available. Don't waste my time inquiring if it is still available!

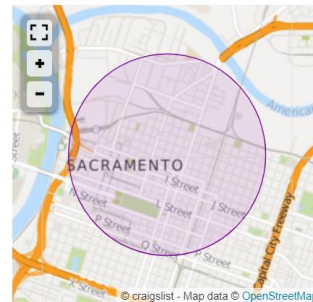
NO DELIVERY Available, Only Pick Up @ 26th Street & 9th Ave., Manhattan. Call [show contact info](#) Only, All text email messages will not be acknowledged!

reply favorite hide flag share Posted 15 days ago

## menthol man delivery service (Sacramento)

I have all sorts of marbrol menthol, 15 a pack will deliver for purchases over 10 packs will trade for items of value also have puff bars disposable vapes.

- do NOT contact me with unsolicited services or offers



delivery available

There is also an even larger international market of counterfeit vapor products, with officials in numerous countries attempting to stem their flow.

In January 2021, the FDA worked with other federal agencies and seized 42 shipments of counterfeit disposable vapor products from China.<sup>22</sup> In March 2021, Customs and Border Protection officers in Chicago seized \$1.5 million in counterfeit vapes.<sup>23</sup>

In 2022, officials in Australia, China, Singapore and the United Kingdom have all reported massive seizures of counterfeit vapor products.<sup>24 25 26 27</sup> The illicit products are so prevalent that a vapor product company has been actively working with government officials in China and has successfully shut down more than 20 factories manufacturing counterfeit vapes.<sup>28</sup>

## Tobacco Monies

**Taxpayers Protection Alliance, 1101 14th St. NW, Ste 1101, Washington, D.C. 20005  
(202) 930-1716, [www.protectingtaxpayers.org](http://www.protectingtaxpayers.org)**

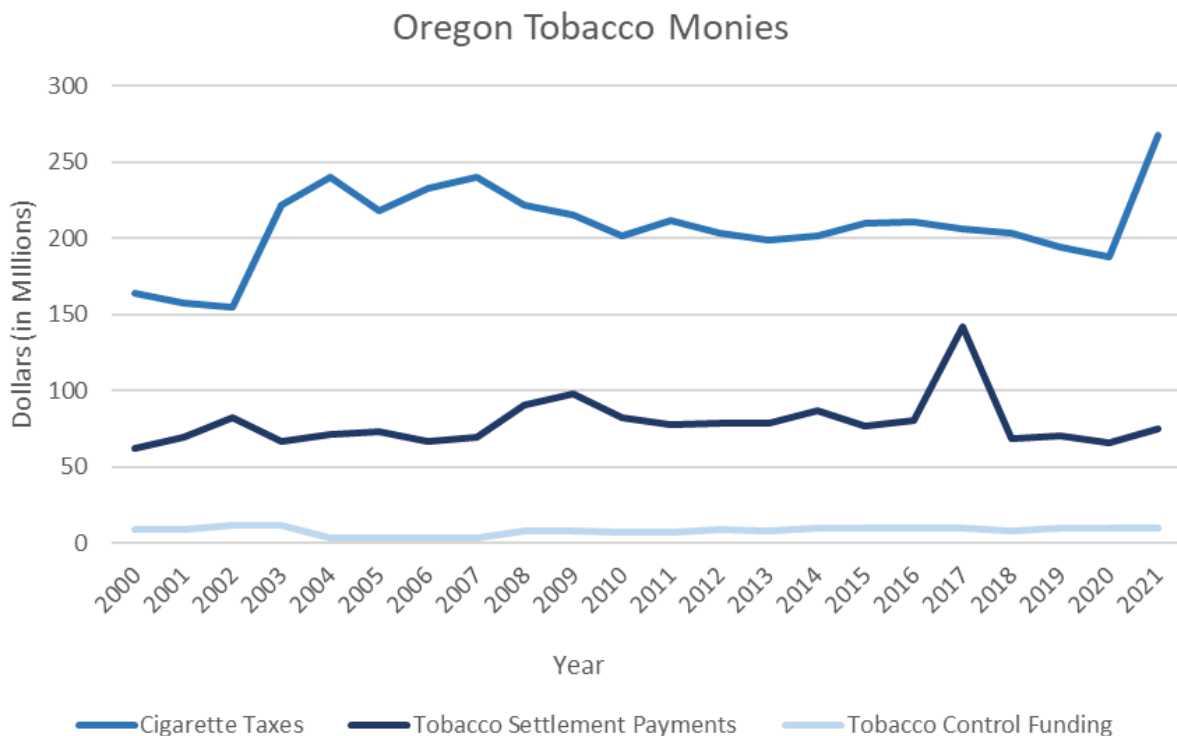
# TAXPAYERS PROTECTION ALLIANCE

Each year, states receive billions of dollars borne out of the lungs of persons who smoke. This revenue includes excise cigarette taxes and settlement payments. Yet, each year, states spend miniscule amounts of tobacco-related monies on programs to help adults quit smoking and prevent youth use.

In 2021, the Beaver State collected an estimated \$267.5 million in state excise tax revenue from combustible cigarettes.<sup>29</sup> This was a 42.5 percent increase from 2020's \$194.4 million. Between 2000 and 2021, Oregon collected more than \$4.5 billion in cigarette taxes.

Since 2000, Oregon has collected annual payments from tobacco manufacturers based on the percentage of cigarettes and tobacco products sold in the state in that year. Oregon collected \$74.7 million in settlement payments in 2021, a 13.4 percent increase from 2020's \$65.9 million.<sup>30</sup> Since 2000, the Beaver State collected over \$1.7 billion in tobacco settlement payments.

While Oregon collected an estimated \$342.2 million in tobacco-related monies in 2021, the state allocated only \$9.4 million in state funding towards tobacco control programs, including cessation, education, and youth prevention efforts, which was a 0 percent change in funding from 2020 levels.<sup>31</sup> This amounts to 3.5 percent of taxes and 12.6 percent of settlement payments. In 2021, for every \$1 the state received in tobacco monies, it spent only \$0.03 on tobacco control efforts.



## Conclusion

Lawmakers must refrain from prohibitionist policies that will only drive adult consumers to an underground market, exposing users to possibly harmful, unregulated products. Given the significant reductions in youth use of e-cigarettes, as well as the record lows in use of traditional tobacco products, bans on the sales of flavored tobacco and vapor products are not necessary. Rather, policymakers should use more of the already-existing monies derived from cigarettes to prevent youth use and help adults quit.

---

<sup>1</sup> Eunice Park-Lee, *et al.*, “Tobacco Product Use Among Middle and High School Students — United States, 2022,” *Morbidity & Mortality Weekly Report*, Centers for Disease Control and Prevention, November 11, 2022, [https://www.cdc.gov/mmwr/volumes/71/wr/mm7145a1.htm?s\\_cid=mm7145a1\\_w](https://www.cdc.gov/mmwr/volumes/71/wr/mm7145a1.htm?s_cid=mm7145a1_w).

<sup>2</sup> University of Michigan, “1975-2022 Data for In-School Surveys of 8th, 10th, and 12th Grade Students,” *Monitoring the Future*, 2022, <https://monitoringthefuture.org/results/data-products/tables-and-figures/>.

<sup>3</sup> Centers for Disease Control and Prevention, “Youth Risk Behavior Survey Data Summary & Trends Report,” February 13, 2023, [https://www.cdc.gov/healthyyouth/data/yrbs/pdf/YRBS\\_Data-Summary-Trends\\_Report2023\\_508.pdf](https://www.cdc.gov/healthyyouth/data/yrbs/pdf/YRBS_Data-Summary-Trends_Report2023_508.pdf).

<sup>4</sup> Connecticut Department of Public Health, “Connecticut High School Survey Codebook,” *2019 Youth Risk Behavior Survey Results*, 2019, [https://portal.ct.gov/-/media/Departments-and-Agencies/DPH/CSHS/2019CT\\_Codebook.pdf](https://portal.ct.gov/-/media/Departments-and-Agencies/DPH/CSHS/2019CT_Codebook.pdf).

<sup>5</sup> Lance Ching, Ph.D., *et al.*, “Data Highlights from the 2017 Hawai’i Youth Tobacco Survey,” Hawai’i State Department of Health, June 29, 2018, [http://www.hawaiihealthmatters.org/content/sites/hawaii/YTS\\_2017\\_Report.pdf](http://www.hawaiihealthmatters.org/content/sites/hawaii/YTS_2017_Report.pdf).

<sup>6</sup> Maryland Department of Public Health, “Maryland High School Survey Detail Tables – Weighted Data,” *2018 Youth Risk Behavior Survey*, 2018, [https://phpa.health.maryland.gov/ccdpc/Reports/Documents/2018%20YRBS%20YTS%20Reports/Maryland/2018M\\_DH%20Detail%20Tables.pdf](https://phpa.health.maryland.gov/ccdpc/Reports/Documents/2018%20YRBS%20YTS%20Reports/Maryland/2018M_DH%20Detail%20Tables.pdf).

<sup>7</sup> Montana Office of Public Instruction, “2019 Montana Youth Risk Behavior Survey High School Results,” 2019, [http://opi.mt.gov/Portals/182/Page%20Files/YRBS/2019YRBS/2019\\_MT\\_YRBS\\_FullReport.pdf?ver=2019-08-23-083248-820](http://opi.mt.gov/Portals/182/Page%20Files/YRBS/2019YRBS/2019_MT_YRBS_FullReport.pdf?ver=2019-08-23-083248-820).

<sup>8</sup> State of Rhode Island Department of Health, “Rhode Island High School Survey Detail Tables – Weighted Data,” *2019 Youth Risk Behavior Survey Results*, 2019, <https://health.ri.gov/materialbyothers/yrbs/2019HighSchoolDetailTables.pdf>.

<sup>9</sup> Vermont Department of Health, “2017 Vermont Youth Risk Behavior Survey Report Winooski SD Report,” 2018, [https://www.healthvermont.gov/sites/default/files/documents/pdf/WINOOSKI\\_SD\\_%28SU017%29.pdf](https://www.healthvermont.gov/sites/default/files/documents/pdf/WINOOSKI_SD_%28SU017%29.pdf).

<sup>10</sup> Vermont Department of Health, “2019 Vermont Youth Risk Behavior Survey Statewide Results,” March, 2020, [https://www.healthvermont.gov/sites/default/files/documents/pdf/CHS\\_YRBS\\_statewide\\_report.pdf](https://www.healthvermont.gov/sites/default/files/documents/pdf/CHS_YRBS_statewide_report.pdf).

<sup>11</sup> Virginia Department of Health, “Virginia High School Survey Detail Tables – Weighted Data,” *2019 Youth Risk Behavior Survey Results*, 2019, <https://www.vdh.virginia.gov/content/uploads/sites/69/2020/06/2019VAH-Detail-Tables.pdf>.

<sup>12</sup> Andrea S. Gentzke *et al.*, “Tobacco Product Use and Associated Factors Among Middle and High School Students — National Youth Tobacco Survey, United States, 2021,” *Morbidity & Mortality Weekly Report*, Centers for Disease Control and Prevention, March 11, 2022, <https://www.cdc.gov/mmwr/volumes/71/ss/pdfs/ss7105a1-H.pdf>.

<sup>13</sup> The Annie E. Casey Foundation, *2022 Kids Count Data Book: State Trends in Child Well-Being*, August 8, 2022, <https://assets.aecf.org/m/resourcedoc/aecf-2022kidscountdatabook-2022.pdf>.

<sup>14</sup> Centers for Disease Control and Prevention, *supra* note 3.

<sup>15</sup> Centers for Disease Control and Prevention, “Behavioral Risk Factor Surveillance System,” 2022, <https://www.cdc.gov/brfss/brfssprevalence/>. Accessed December 2022.

- <sup>16</sup> Lindsey Stroud, “Statewide Flavored E-Cigarette Bans Have Led to Increases in Young Adult Smoking,” *Townhall*, October 21, 2022, <https://townhall.com/columnists/lindseystroud/2022/10/20/statewide-flavored-e-cigarette-bans-have-led-to-increases-in-young-adult-smoking-n2614807>.
- <sup>17</sup> Richard J. O’Connor *et al.*, “What would menthol smokers do if menthol in cigarettes were banned? Behavioral intentions and simulated demand,” *Addiction*, April 4, 2012, <https://www.ncbi.nlm.nih.gov/pmc/articles/PMC3370153/>.
- <sup>18</sup> Roberta Freitas-Lemos *et al.*, “The Illegal Experimental Tobacco Marketplace I: Effects of Vaping Product Bans,” *Nicotine & Tobacco Research*, October 23, 2021, <https://www.ncbi.nlm.nih.gov/pmc/articles/PMC8403238/>.
- <sup>19</sup> Shannon Gravely *et al.*, “Responses to potential nicotine vaping product flavor restrictions among regular vapers using non-tobacco flavors: Findings from the 2020 ITC Smoking and Vaping Survey in Canada, England and the United States,” *Addictive Behaviors*, October 14, 2021, <https://pubmed.ncbi.nlm.nih.gov/34695685/>.
- <sup>20</sup> Craigslist, “Atmos No Nicotine E-liquid 12ml - \$5 (Chelsea),” <https://web.archive.org/web/20230125180105/https://newyork.craigslist.org/mnh/for/d/new-york-atmos-no-nicotine-liquid-12ml/7577982709.html>. Accessed January 2023.
- <sup>21</sup> Craigslist, “menthol man delivery service (Sacramento),” <https://web.archive.org/web/20230125181307/https://sacramento.craigslist.org/bar/d/sacramento-menthol-man-delivery-service/7577129096.html>. Accessed January 2023.
- <sup>22</sup> U.S. Food and Drug Administration, “CBP, FDA Seize Counterfeit, Unauthorized E-Cigarettes,” January 13, 2021, <https://www.fda.gov/news-events/press-announcements/cbp-fda-seize-counterfeit-unauthorized-e-cigarettes>.
- <sup>23</sup> U.S. Customs and Border Protection, “CBP Officers in Chicago Capture \$1.5 Million in Counterfeit Vaping Pens,” March 11, 2021, <https://www.cbp.gov/newsroom/local-media-release/cbp-officers-chicago-capture-15-million-counterfeit-vaping-pens>.
- <sup>24</sup> Mary Ward, “More than \$2 million worth of vapes seized in state health crackdown,” *The Sydney Morning Herald*, February 14, 2022, <https://www.smh.com.au/national/nsw/more-than-2-million-worth-of-vapes-seized-in-state-health-crackdown-20220128-p59s0m.html>.
- <sup>25</sup> Diana Caruana, “Hong Kong Customs Seize Thousands of Vape Products Worth a Total of HK\$10 Million,” *Vaping Post*, June 6, 2022, <https://www.vapingpost.com/2022/06/06/hong-kong-customs-seize-thousands-of-vape-products-worth-a-total-of-hk10-million/>.
- <sup>26</sup> Vapor Voice, “Singapore Seizes Nearly \$1 Million in Illegal Vapes,” June 2, 2022, [https://vaporvoice.net/2022/06/02/singapore-seizes-nearly-1-million-in-illegal-vapes/?utm\\_source=rss&utm\\_medium=rss&utm\\_campaign=singapore-seizes-nearly-1-million-in-illegal-vapes](https://vaporvoice.net/2022/06/02/singapore-seizes-nearly-1-million-in-illegal-vapes/?utm_source=rss&utm_medium=rss&utm_campaign=singapore-seizes-nearly-1-million-in-illegal-vapes).
- <sup>27</sup> Charlotte Lillywhite, “Massive £100k shipment of dodgy vapes seized near Heathrow Airport,” *MyLondon*, August 9, 2022, <https://www.mylondon.news/news/west-london-news/massive-100k-shipment-dodgy-vapes-24708471>.
- <sup>28</sup> Kiran Paul, “Elf Bar helps close 20 counterfeit factories in China, seizing million fake vapes,” *Asian Trader*, July 15, 2022, <https://www.asiantrader.biz/elf-bar-helps-close-down-20-counterfeit-factories-in-china-seizing-over-a-million-fakes/>.
- <sup>29</sup> Orzechowski and Walker, “The Tax Burden on Tobacco Historical Compilation Volume 56, 2021. Print.
- <sup>30</sup> Campaign for Tobacco Free Kids, “Actual Annual Tobacco Settlement Payments Received by the States, 1998-2022,” December 20, 2022, <https://www.tobaccofreekids.org/assets/factsheets/0365.pdf>.
- <sup>31</sup> Campaign for Tobacco-Free Kids, “Appendix A: History of Spending for State Tobacco Prevention Programs,” 2022, [https://www.tobaccofreekids.org/assets/content/what\\_we\\_do/state\\_local\\_issues/settlement/FY2023/Appendix-A.pdf](https://www.tobaccofreekids.org/assets/content/what_we_do/state_local_issues/settlement/FY2023/Appendix-A.pdf).



# Tobacco & Vaping 101:

## Oregon 2023

Lawmakers are often bombarded with misinformation on the products used by adults in their state. This annual analysis provides up-to-date data on the adults who use cigarettes and e-cigarette products in Oregon. This information also includes data on youth use, impacts of e-cigarettes and analyses of existing tobacco monies.

### Key Points:

- In 2021, 12.4 percent of adults were currently smoking in Oregon. This is a 7.5 percent decrease from 2020.
- In 2021 (among all Oregon adults), 7.2 percent of 18- to 24-year-olds, 11.4 percent of 25–44-year-olds, 14.3 percent of 45–64-year-olds, and 8.2 percent of adults aged 65 years or older were currently smoking combustible cigarettes.
- Among all adults earning \$25,000 or less in 2021, 21.2 percent were currently smoking compared to only 6.9 percent of adults earning \$50,000 or more.
- Among all smoking adults in 2021 in Oregon, 83.9 percent were White, nine percent were Hispanic, 4.1 percent were American Indian/Alaska Native, and 2.9 percent were Multiracial, non-Hispanic.
- Cigarette excise taxes in Oregon disproportionately impact low-income persons, while failing to significantly reduce smoking rates among that class.
- The percentage of Oregon adults earning \$25,000 or less that were smoking decreased by only 12.1 percent between 2020 and 2021, while the percentage of adults earning \$50,000 or more that were smoking decreased by 24.8 percent during the same period.
- In 2021, 6.6 percent of adults reported past-month e-cigarette use, which was a 50 percent increase from 2017.
- Youth vaping seems to have peaked in 2019, when 20 percent of youth reported current e-cigarette use. Between 2019 and 2022, current e-cigarette use declined by 53 percent.
- Traditional tobacco use among youth is at record lows. In 2022, only 1.9 percent of U.S. youth reported current cigar use, 1.6 percent reported current combustible cigarette use, and 1.3 percent reported using smokeless tobacco products.
- The introduction of e-cigarettes has not led to increases in cigarette smoking, but rather, correlates with significant declines in smoking rates among young adults.
- Between 2007 and 2018, smoking rates among Oregon adults aged 18 to 24 years old declined by 40.2 percent. Since 2018, young adult smoking rates have decreased another 46.3 percent, with average annual declines of 12.8 percent.
- Oregon woefully underfunds programs to prevent youth use of tobacco and/or vapor products and help adults quit smoking, while simultaneously receiving millions of dollars from the pockets of the adults who smoke. In 2021, for every \$1 the state received in tobacco monies, it spent only \$0.03 on tobacco control efforts.



# Tobacco & Vaping 101: Oregon 2023

## Adult Combustible Cigarette Use

In 2021, according to data from the annual Behavioral Risk Factor Surveillance System survey (BRFSS) conducted by the Centers for Disease Control and Prevention, 12.4 percent of Oregonians were currently smoking, amounting to 419,715 adults. This is a 7.5 percent decrease from 2020. In 2021, 8.7 percent of Oregon adults reported smoking every day.

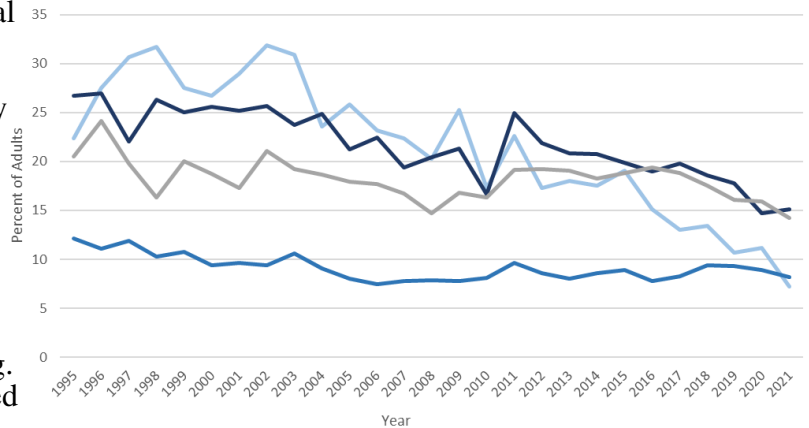
Smoking rates in the Beaver State have significantly declined since 1995 when the BRFSS first began reporting combustible cigarette use. That year, 21.9 percent of Oregon adults were then-currently smoking. Between 1995 and 2021, smoking rates have decreased by 43.4 percent, with average annual decreases of 1.8 percent.

In 2021 (among all Oregon adults), 7.2 percent of 18- to 24-year-olds, 11.4 percent of 25-44-year-olds, 14.3 percent of 45-64-year-olds, and 8.2 percent of adults aged 65 years or older were currently smoking combustible cigarettes.

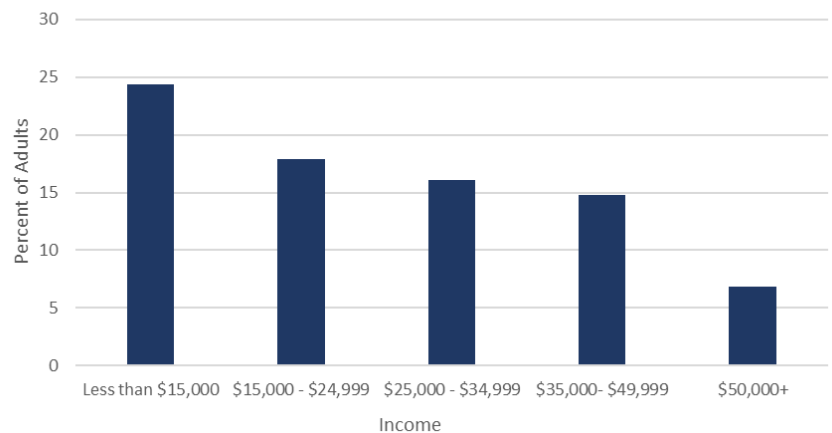
Among all adults earning \$25,000 annually or less in 2021, more than one-fifth (21.2 percent) reported currently smoking, compared to only 6.9 percent of adults who earned \$50,000 or more per year. In Oregon, American Indian/Alaska Native adults reported smoking at a greater percentage of their identified race at 30 percent. This is compared to 17.1 percent of Multiracial, non-Hispanic adults, 12.6 percent of White adults, and 9.4 percent of Hispanic adults.

Yet, White adults made up a significantly larger percentage of Oregon's total adult smoking population. In 2021, White adults accounted for 83.9 percent of the state's current smoking population, compared to American Indian/Alaska Native adults, who made up only 4.1 percent of the current adult smoking population. Hispanic adults accounted for nine percent of the smoking population in 2021, and Multiracial, non-Hispanic adults made up 2.9 percent of Oregon's adult smoking population in 2021.

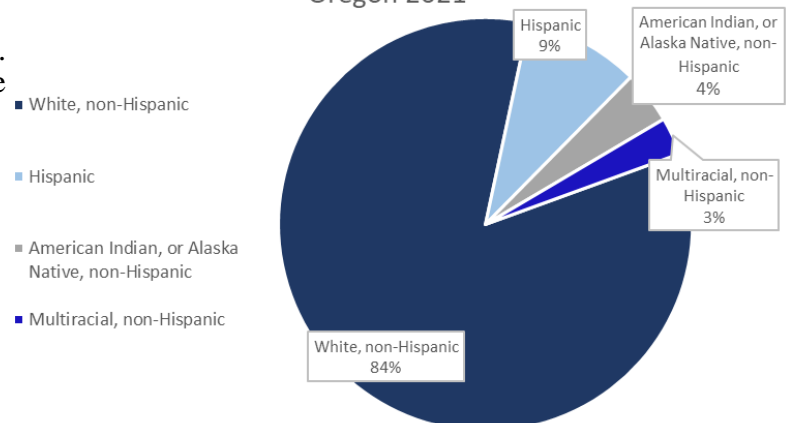
Adult Smoking Rates by Age  
Oregon



Percent of Adults Who Smoke, by Income  
Oregon 2021



Percent of Adults Who Smoke, by Race  
Oregon 2021



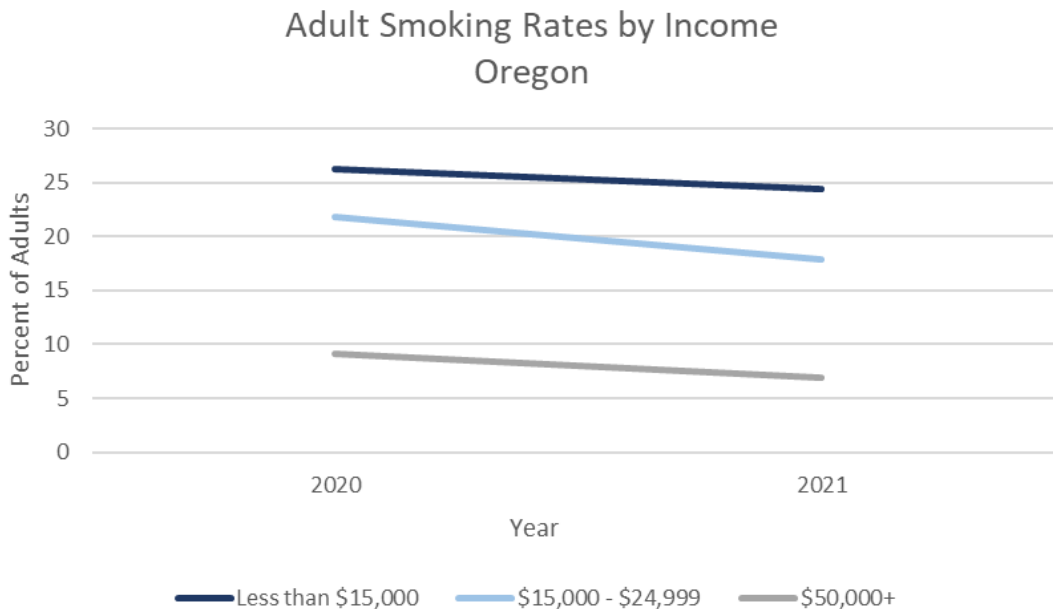
# Tobacco & Vaping 101: Oregon 2023

## Effects of Cigarette Taxes

Oregon last increased its state cigarette excise tax in 2021 from \$1.33 to \$2.33-per-pack. Lawmakers often justify excise taxes on cigarettes to deter persons from using combustible cigarettes. These taxes not only disproportionately harm lower income adults, the taxes also fail to significantly reduce smoking rates among those persons.

The percent of Oregon adults earning \$25,000 or less that were smoking decreased by only 12.1 percent between 2020 and 2021, while the percent of adults earning \$50,000 or more that were smoking decreased by 24.8 percent during the same period.

Lawmakers should refrain from enacting further increases in cigarette taxes given their disproportionate effect on low-income persons, while failing to reduce smoking rates.



## Adult E-Cigarette Use

The CDC provides data on adult e-cigarette use for only 2016, 2017, and 2021.

In 2021 (among all Oregon adults), 6.6 percent were currently using e-cigarettes. This is a 50 percent increase from 2017 when 4.4 percent of Oregon adults were current e-cigarette users.

In 2021 (among all Oregon adults), 22.3 percent of 18- to 24-year-olds, 8.7 percent of 25–44-year-olds, 3.1 percent of 55–64-year-olds, and 1.2 percent of adults aged 65 years or older were currently using e-cigarettes.

Among adults earning \$25,000 or less, 8.5 percent reported current e-cigarette use, compared to 5.8 percent who reported earning \$50,000 or more.

In Oregon, 13 percent of Multiracial, non-Hispanic adults, 7.9 percent of Hispanic adults, and 6.3 percent of White adults were currently vaping in 2021.

# Tobacco & Vaping 101: Oregon 2023

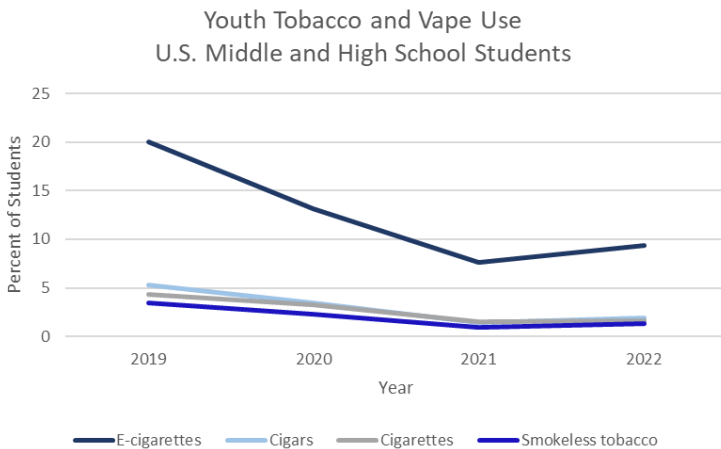
## Youth Smoking and Vaping Rates

Most recent data from the 2022 Oregon Student Health Survey is not yet available. Nonetheless, youth use of vapor products has declined significantly in recent years and youth use of traditional tobacco products is at record lows.

In 2022 (according to the National Youth Tobacco Survey), only 9.4 percent of middle and high school students reported current use of e-cigarette products, defined as having used a product on at least one occasion in the 30 days prior to the survey. Youth vaping seems to have peaked in 2019, when 20 percent of youth reported current e-cigarette use. Between 2019 and 2022, current e-cigarette use declined by 53 percent.

In 2022 (regarding traditional tobacco products), only 1.9 percent of U.S. youth reported current cigar use, 1.6 percent reported current combustible cigarette use, and 1.3 percent reported using smokeless tobacco products.

Between 2019 and 2022, current cigar use declined by 64.2 percent, current cigarette use decreased by 62.8 percent, and smokeless tobacco use by 62.9 percent. Given the record lows in youth tobacco use and continued declines in youth vapor product use, policymakers must refrain from prohibitionist policies that would hinder adult access to harm reduction products.



## Young Adult Smoking Rates

As e-cigarettes have disrupted the traditional tobacco market, policymakers have shifted their attention towards youth use and subsequent smoking initiation. Despite the rhetoric, the introduction of e-cigarettes has not led to increases in young adult cigarette smoking, but rather, correlates with significant declines.

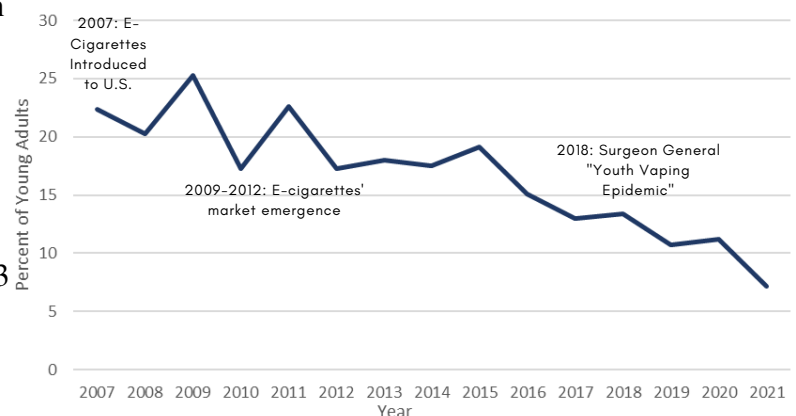
E-cigarettes first came to U.S. market in 2007, when 22.4 percent of Oregonians aged 18 to 24 years old were currently smoking. In 2018, public health purported to a so-called “youth vaping epidemic,” when 13.4 percent of young adults in the Beaver State were smoking. Between 2007 and 2018, young adult smoking rates declined by 40.2 percent. Further, since 2018, young adult smoking rates have decreased another 46.3 percent, with average annual declines of 17.1 percent.

Though data is limited to only three years, increases in vaping correlate with decreases in smoking.

In 2017 (among 18- to 24-year-olds), 13 percent and 12.3 percent were currently using combustible cigarettes and e-cigarettes, respectively. Between 2017 and 2021, current cigarette use among young adults decreased by 44.6 percent, while vapor product use increased by 81.3 percent.

Given the epic lows in young adult smoking rates, lawmakers must refrain from policies that restrict access to alternatives to smoking.

Current Smoking Rates Among Oregon Adults  
Aged 18 to 24 Years Old



# Tobacco & Vaping 101: Oregon 2023

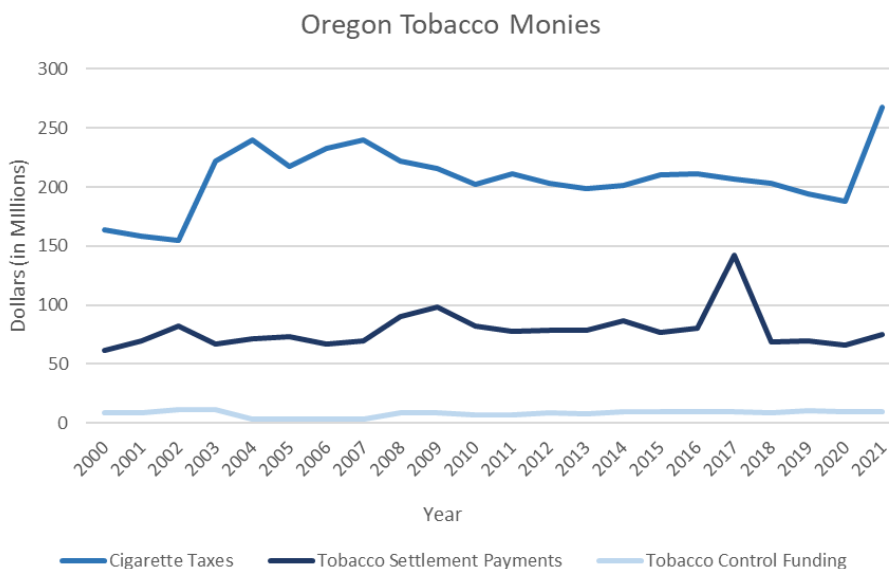
## Tobacco Monies

Each year, states receive billions of dollars borne out of the lungs of persons who smoke. This revenue includes excise cigarette taxes and settlement payments. Yet, each year, states spend miniscule amounts of tobacco-related monies on programs to help adults quit smoking and prevent youth use.

In 2021, the Beaver State collected an estimated \$267.5 million in state excise tax revenue from combustible cigarettes. This was a 42.5 percent increase from 2020's \$194.4 million. Between 2000 and 2021, Oregon collected more than \$4.5 billion in cigarette taxes.

Since 2000, Oregon has collected annual payments from tobacco manufacturers based on the percentage of cigarettes and tobacco products sold in the state in that year. Oregon collected \$74.7 million in settlement payments in 2021, a 13.4 percent increase from 2020's \$65.9 million. Since 2000, the Beaver State collected over \$1.7 billion in tobacco settlement payments.

While Oregon collected an estimated \$342.2 million in tobacco-related monies in 2021, the state allocated only \$9.4 million in state funding towards tobacco control programs, including cessation, education, and youth prevention efforts, which was a 0 percent change in funding from 2020 levels. This amounts to 3.5 percent of taxes and 12.6 percent of settlement payments. In 2021, for every \$1 the state received in tobacco monies, it spent only \$0.03 on tobacco control efforts.



## References

1. Data on adult smoking rates comes from the Centers for Disease Control's Behavioral Risk Factor Surveillance Survey including sections on "Demographics - Race," Tobacco Use - All Categories," and "E-Cigarette Use." Accessed December, 2022. <https://www.cdc.gov/brfss/brfssprevalence/>
2. Data on race was compiled using population data from the Annie E. Casey Foundation (<https://datacenter.kidscount.org/>) and Demographic data from the CDC to cross reference the racial population. Then, data from Smoking and Race was used to determine the percent of adults who were smoking in 2021.
3. Data on youth tobacco and vapor product use comes from the National Youth Tobacco Survey, accessed in December, 2022. [https://www.cdc.gov/tobacco/data\\_statistics/surveys/nyts/index.htm](https://www.cdc.gov/tobacco/data_statistics/surveys/nyts/index.htm).
4. Data on tax information comes from Orzechowski and Walker, "The Tax Burden on Tobacco Historical Compilation Volume 56, 2021. Print.
5. Data on tobacco settlement payments is from Campaign for Tobacco-Free Kids, "Actual Annual Tobacco Settlement Payments Received by the States, 1998-2022." Accessed December, 2022. <https://www.tobaccofreekids.org/assets/factsheets/0365.pdf>.
6. Data on tobacco control funding is from Campaign for Tobacco-Free Kids, "Appendix A: A History of Spending for State Tobacco Prevention Programs," Accessed December, 2022. <https://www.tobaccofreekids.org/assets/factsheets/0209.pdf>.

# Tobacco Harm Reduction 101

## The Role of Flavors

A vitally important aspect of vaping is that, in addition to having a fraction of the risk of smoking combustible tobacco, the act of vaping is more pleasing for adults. Flavors are essential to help transition adults away from smoking and help them remain smoke-free.

Flavors are appealing to adults in a wide variety of consumer goods, and it is no different with vaping. Importantly, flavored vapes create a disassociation between smoking and vaping which is instrumental in preventing relapse for former smokers who found it difficult to quit by other means. While some vapers stick to a tobacco flavor, the vast majority do not.

A wide choice of devices, nicotine strengths, and flavored liquids are integral to the success of vaping as an alternative to smoking because it enables individuals to tailor the vaping experience to suit their particular needs.

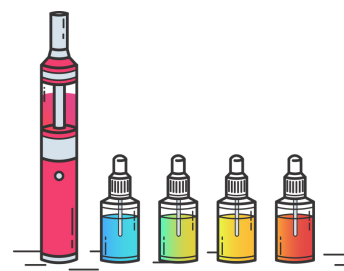
Flavors are also important in distinguishing combustible tobacco from vaping. There is no comparison between an attractive fruit flavor and the flavor of burned tobacco. Vaping is effectively a means of denormalizing tobacco and normalizing the use of a far safer alternative.

## Research

A 2018 survey of nearly 70,000 American adult vapers “found flavors play a vital role in the use of electronic cigarettes and vaping devices.”[i] In fact, 83.2 percent and 72.3 percent of survey respondents reported vaping fruit and dessert flavors, respectively. Most respondents indicated restricting flavors would make vaping “less enjoyable.”

Analysis of EcigIntelligence’s 2019 user survey found that fruits, sweets and candy, and desserts and bakery flavors “are among the most preferred flavors across all age groups.”[ii] Use of tobacco flavor was preferred by less than 5 percent of those who vape. In the event that legal sales were restricted to tobacco flavor only, 69 percent of respondents said they would try to acquire their flavors from alternative methods and 25 percent stated that they would be willing to drive over 100 miles to obtain supply. This illustrates that flavors are important to the appeal of vaping over smoking and that proposals to ban flavored vaping products are more an attempt at prohibition by stealth than a serious public health measure.

A 2020 study found an association between flavors and smoking cessation. In a cohort study of more than 17,900 participants, the authors found that “adults who began vaping nontobacco-flavored e-cigarettes were more likely to quit smoking than those who vaped tobacco flavors.”[iii]



**TAXPAYERS  
PROTECTION  
ALLIANCE**



# Tobacco Harm Reduction 101

## Restricting Vape Flavors Perpetuates Smoking

Many lawmakers are being convinced into proposing a ban on vape flavors in the mistaken belief that they are the only driver of youth vaping. It seems to have been forgotten that youth experimentation with much more harmful combustible tobacco was at very high levels in the past when there was only tobacco flavor to offer.

Since vaping is a substitute for smoking in those who want to use nicotine, restricting vaping increases the appeal of combustible tobacco.

A July, 2021 survey in *Nicotine & Tobacco Research* found that one-third (33.2 percent) of survey respondents would “likely switch to [combustible] cigarettes” if flavors were banned in e-cigarettes. [i]

More alarmingly, a 2021 Yale University study found that “San Francisco’s ban on flavored tobacco product sales was associated with increased smoking among minor high school students” and that “reducing access to flavored electronic nicotine delivery systems may motivate youths who would otherwise vape to substitute smoking.”[ii] Further, there is a correlation between state flavored e-cigarette bans and increases in young adult smoking rates.[iii]

This should not come as a surprise because of the substitution effect of competing nicotine delivery products. Nicotine use has been prevalent for many hundreds of years, restricting less harmful nicotine-containing products effectively protects sales of harmful, combustible cigarettes.

### **A variety of vape flavors are beneficial to public health for several reasons:**

- They provide intense competition for the cigarette trade by presenting an attraction that combustible tobacco cannot match.
- Flavors provide a more appealing alternative to smoking and lead to population level reduced harm from nicotine use if uptake and initiation of vaping instead of smoking is widespread.
- Most people who smoke do so as a result of peer pressure, whether as adolescents or adults.
- Flavors help more people to enjoy vaping instead of smoking and therefore optimize the chance that future nicotine users will be more likely to initiate with a vape than with a combustible cigarette.

Lawmakers should recognize the crucial role that flavors play in reducing combustible tobacco use and put forth policies that inform consumers of the wide variety of less harmful products on the market.

## References

[1] Konstantinos Farsalinos, “Submitting to the FDA the findings of the largest ever survey on e-cigarette flavors use by US vapers,” *E-Cigarette Research*, August 11, 2008, <http://www.ecigarette-research.org/research/index.php/whats-new/2018-2/266-us-flav>.

[2] Consumer Advocates for Smoke-free Alternatives Association, “ECigintelligence User Survey 2019,” August 25, 2020, <https://casaa.org/ecigintelligence-user-survey-2019/>.

[3] Abigail S. Friedman and SiQing Xu, “Associations of Flavored e-Cigarette Uptake With Subsequent Smoking Initiation and Cessation,” *JAMA*, June 5, 2020, <https://www.ncbi.nlm.nih.gov/pmc/articles/PMC7275248/>.

[4] Heather Posner et al., “Reactions to Sales Restrictions on Flavored Vape Products or All Vape Products Among Young Adults in the United States,” *Nicotine & Tobacco Research*, March 2022, <https://academic.oup.com/ntr/advance-article-abstract/doi/10.1093/ntr/ntab154/6332852?redirectedFrom=fulltext>.

[5] Abigail S. Friedman, “A Difference-in-Differences Analysis of Youth Smoking and a Ban on Sales of Flavored Tobacco Products in San Francisco, California,” *JAMA Pediatrics*, May 24, 2021, <https://www.ncbi.nlm.nih.gov/pmc/articles/PMC8145156/>.

[6] Lindsey Stroud, “Statewide Flavored E-Cigarette Bans Have Led to Increases in Young Adult Smoking,” *Townhall*, October 21, 2022, <https://townhall.com/columnists/lindseystroud/2022/10/20/statewide-flavored-e-cigarette-bans-have-led-to-increases-in-young-adult-smoking-n2614807>



# Tobacco Harm Reduction 101

## Flavors Are Not Main Reason for Youth E-Cigarette Use

In 2019, many lawmakers sought to address the increase in youth e-cigarette use by enacting various policy proposals, including banning non-tobacco flavors in e-cigarette products. According to e-cigarette opponents, flavors are designed to only attract youth and have no value in tobacco harm reduction.

While addressing youth use of any age-restricted product is laudable, numerous state and national surveys indicate that flavors are not the most commonly cited reason for e-cigarette use among youth. Rather than enacting draconian bans, lawmakers should focus on the underlying reasons for youth e-cigarette use.

### State Survey Data

The Centers for Disease Control and Prevention (CDC) conducts the Youth Risk Behavior Survey (YRBS) which examines various youth data points, including tobacco and vaping use. While data is limited, some states have sought to examine why youth are using e-cigarettes.

In 2019 in aggregate analysis of four state surveys (Connecticut[i], Montana[ii], Rhode Island[iii], and Virginia[iv]), among all high school students, 59.6 percent reported having never used an e-cigarette. Of the remaining students, 18 percent cited using e-cigarettes for “some other reason,” 12.1 percent reported using them because a family member and/or friend had, and only 5.2 percent reported using e-cigarettes because they were “available in flavors.”

In one 2019 state survey (Vermont) of high school students that were current e-cigarette users, 51 percent reported using e-cigarettes for some “other reason,” 17 percent had used them because family and/or friends, and only 10 percent reported current e-cigarette use because of flavors.[v]

### National Survey Data

The Centers for Disease Control and Prevention annually conducts the National Youth Tobacco Survey (NYTS), which measures “tobacco-related behaviors, attitudes, beliefs, and exposure to pro- and anti-tobacco influences.”[vi] Since 2016, the NYTS has examined why youth have tried and/or are using e-cigarettes.

In 2016, among middle and high school students that had ever used an e-cigarette, 39 percent reported using them because a “friend or family member used them,” 31 percent cited “other,” and 31 percent reported using them because they “are available in flavors such as mint, candy, fruit, or chocolate.”[vii]

In 2019, among middle school and high school students that were current e-cigarette users, 55.3 percent reported vaping because they were “curious about them,” 30.8 percent cited using them because a “friend or family member used them,” and only 22.4 percent cited using e-cigarettes because of flavors.[viii]

The NYTS went further in 2021 and offered additional reasons for e-cigarette use than prior surveys. [ix] The results are interesting and indicative of a different trend in youth substance youth, including issues of anxiety and/or depression.

# Tobacco Harm Reduction 101

For example, in 2021, among middle and high school students that were current e-cigarette users, 43.4 percent reported using them because they were “feeling anxious, stressed, or depressed,” 42.8 percent had used e-cigarettes to get a “buzz from nicotine,” 28.3 percent had used them because a friend had used them, and only 13.2 percent reported using e-cigarettes because of flavors.

Among middle and high school students that had ever used e-cigarettes, 57.8 percent reported trying them because of a friend, 47.6 percent cited curiosity as a reason for use, 25.1 percent reported trying them because they were “feeling anxious, stressed, or depressed,” 23.3 percent had tried them to get a “buzz from nicotine,” and only 13.5 percent had reported trying e-cigarettes because they are available in “flavors, such as menthol, candy, fruit, or chocolate.”

As policymakers seek to reduce youth use of age-restricted products, it is imperative that they understand the reasons why youth are using such products, including e-cigarettes. State and national data indicate that flavors is often cited as the third reason for youth e-cigarette use, and other factors are contributing to their use that will not be impacted by misguided policies such as flavor bans.

---

## References

1. [1] Connecticut High School Survey, “2019 Youth Risk Behavior Survey Results,” 2019, [https://portal.ct.gov/-/media/Departments-and-Agencies/DPH/CSHS/2019CT\\_Codebook.pdf](https://portal.ct.gov/-/media/Departments-and-Agencies/DPH/CSHS/2019CT_Codebook.pdf).
2. [1] Montana Office of Public Instruction, “2019 Montana Youth Risk Behavior Survey, High School Results,” 2019, [https://opi.mt.gov/Portals/182/Page%20Files/YRBS/2019YRBS/2019\\_MT\\_YRBS\\_FullReport.pdf?ver=2019-08-23-083248-820](https://opi.mt.gov/Portals/182/Page%20Files/YRBS/2019YRBS/2019_MT_YRBS_FullReport.pdf?ver=2019-08-23-083248-820).
3. [1] Rhode Island High School Survey, “2019 Youth Risk Behavior Survey Results,” 2019, <https://health.ri.gov/materialbyothers/yrbs/2019HighSchoolDetailTables.pdf>.
4. [1] Virginia High School Survey, “2019 Youth Risk Behavior Survey Results,” 2019, <https://www.vdh.virginia.gov/content/uploads/sites/69/2020/06/2019VAH-Detail-Tables.pdf>.
5. [1] Vermont Department of Health, “2019 Vermont Youth Risk Behavior Survey, Statewide Results,” March, 2020, [https://www.healthvermont.gov/sites/default/files/documents/pdf/CHS\\_YRBS\\_statewide\\_report.pdf](https://www.healthvermont.gov/sites/default/files/documents/pdf/CHS_YRBS_statewide_report.pdf).
6. [1] Office of Disease Prevention and Health Promotion, “National Youth Tobacco Survey,” <https://health.gov/healthypeople/objectives-and-data/data-sources-and-methods/data-sources/national-youth-tobacco-survey-nyts>.
7. [1] James Tsai et al., “Reasons for Electronic Cigarette Use Among Middle and High School Students
8. — National Youth Tobacco Survey, United States, 2016,” Morbidity and Mortality Weekly Report, Centers for Disease Control and Prevention, February 16, 2018, [https://www.cdc.gov/mmwr/volumes/67/wr/mm6706a5.htm?s\\_cid=mm6706a5\\_w](https://www.cdc.gov/mmwr/volumes/67/wr/mm6706a5.htm?s_cid=mm6706a5_w).
9. [1] Teresa W. Wang et al., “Tobacco Product Use and Associated Factors Among Middle and High School Students — United States, 2019,” Morbidity and Mortality Weekly Report, Centers for Disease Control and Prevention, December 6, 2019, <https://www.ncbi.nlm.nih.gov/pmc/articles/PMC6903396/pdf/ss6812a1.pdf>.
10. [1] Andrea S. Gentzke et al., “Tobacco Product Use and Associated Factors Among Middle and High School Students — National Youth Tobacco Survey, United States, 2021,” Morbidity and Mortality Weekly Report, Centers for Disease Control and Prevention, March 11, 2022, <https://www.cdc.gov/mmwr/volumes/71/ss/pdfs/ss7105a1-H.pdf>.

# Tobacco Harm Reduction 101

An estimated 30.8 million American adults smoked in 2020, or approximately 12.5 percent of the U.S. population.[1] Smoking-related disease and deaths cost the United States more than \$300 billion each year, including \$225 billion attributed to medical costs and more than \$156 billion due to lost productivity.[2]

For many years, policymakers have staunchly pushed forward with only one approach: quit or die. This failed method of smoking prevention and cessation has negligibly reduced smoking rates over the years. Yet, there is another approach: tobacco harm reduction for those who are unwilling or unable to quit smoking. In 1976, famed tobacco research Michael Russell remarked “people smoke for the nicotine, but die from the tar.”[3] Today, cigarettes contain nearly 600 ingredients and when ignited release more than 7,000 chemicals in the tobacco smoke, including 69 which are known to cause cancer.[4]

Nicotine, while not benign, is not responsible for causing cancer or the other ill effects caused by combustible cigarette smoke. In fact, the U.S. Food and Drug Administration,[5] the Centers for Disease Control and Prevention,[6] and the American Cancer Society[7] all acknowledge that nicotine has addictive properties but is not responsible for the harms caused by various tobacco products.

Given that nicotine itself is not the harm-causing property of tobacco, consumers and manufacturers have moved forward with giving adults the options to try and switch to less harmful tobacco products, otherwise known as tobacco harm reduction.

Tobacco harm reduction takes into account the science and the individual, all the while reducing the harms related to cigarette smoking. Rather than shaming persons addicted to nicotine, tobacco harm reduction offers them an opportunity to use a less harmful product, while delivering nicotine in a manner that is effective at reducing their cravings.

Reduced harm tobacco products include: electronic cigarettes/vaping devices, heated tobacco products, nicotine replacement therapy, and smokeless and snus products. These products deliver nicotine to adult consumers in a manner that is significantly less harmful than combustible cigarettes. Moreover, there is a plethora of evidence to their reduced risks.

- **E-Cigarettes:** Despite media alarmism, e-cigarettes are significantly less harmful than combustible cigarettes, as noted by numerous public health agencies. In 2015, Public Health England found e-cigarettes to be 95 percent less harmful than combustible cigarettes.[8] In 2021, the agency noted that “vaping is positively associated with quitting smoking successfully.”[9] In 2016, the UK Royal College of Physicians declared that e-cigarettes were unlikely to exceed five percent of the harms that are caused by smoking.[10] Not only does the UK government subsidize e-cigarettes as a cessation tool for people who smoke, vape shops can be found in hospitals in the country. In the United States, in 2018, of the estimated 10 million vapers, approximately 3 million had previously used combustible cigarettes.[11] In 2021, the FDA, through a new regulatory pathway, authorized the first e-cigarette product, finding that the product is “significantly less toxic than combusted cigarettes” and “could benefit addicted adult smokers who switch ... by reducing their exposure to harmful chemicals.”[12]
- **Heated Tobacco:** The US FDA has not only allowed for the marketing of a heated tobacco product, the manufacturer has been permitted to market it with a reduced risk claim, including that due to the product heating tobacco and not burning it, the process “significantly reduces the production of harmful and potentially harmful chemicals.”[13] While the rollout in America has been limited (and currently hindered by a patent dispute), in other countries, heated tobacco products have been linked to significant reductions in adult smoking rates. A 2020 study by the American Cancer Society remarked that heated tobacco products “likely reduced cigarette sales in Japan.”[14]

# Tobacco Harm Reduction 101

- **Nicotine pouches:** Nicotine pouches are used the same way as snus but deliver nicotine via infused fillers like plant-based fibers instead of pasteurized tobacco. They are the newest innovation on the nicotine market and they are as or less harmful than snus. As a result, they have been rising in popularity across the world. For example, a May 2022 study assessed the potential effect of nicotine pouches if introduced in the U.S. in 2000. The study estimated there would have been about 700,000 fewer deaths by 2050.
- **Nicotine Replacement Therapy (NRT):** NRT is the most endorsed form of tobacco harm reduction and is subsidized by federal and state health care quit-smoking programs. NRT includes gums, patches, lozenges, and prescription medication. Studies have found that similar rates of cessation success among users of various NRT products and smokeless and snus products.[15] Other tobacco harm reduction products have been found to be more effective. For example, a 2019 randomized controlled trial found that e-cigarettes were almost twice as effective as NRT in aiding in smoking cessation.[16]
- **Smokeless:** Smokeless tobacco poses much lower risks than smoking, all while containing nicotine. A 2009 Biomed Central study analyzed 89 studies of smokeless tobacco use and cancer finding “very little evidence” of smokeless tobacco producing elevated cancer risks.[17] A 2011 review of epidemiologic studies found that snus and smokeless tobacco use to be “99% less hazardous than smoking.”[18]
- **Snus:** Snus is an oral moist tobacco often used in pouches. It originated in Sweden and has been part of the country’s “tobacco culture” for more than a century. Snus has been directly linked to reducing smoking rates in the country. Swedish men, who have the highest rate of smokeless tobacco use in Europe and the lowest smoking rate, “also have the lowest rates of lung cancer and other smoking-related diseases in Europe.”[19] Further, a 2020 long-term study of Swedish snus users that were former smokers concluded that over “80% found snus of great importance to succeed with smoking cessation.”[20]

As cigarettes remain available, it is imperative that policymakers offer the consumers access to less harmful tobacco products. Policymakers should avoid excessive regulations, unfair taxation, and outright prohibition when enacting policies regarding novel tobacco harm reduction innovations. Lawmakers should put forth policies that both inform consumers of the wide variety of less harmful products, as well as allow the market to introduce products that are effective at both delivering nicotine in a less harmful manner and reducing smoking rates.

## References

1. Centers for Disease Control and Prevention, “Current Cigarette Smoking Among Adults in the United States,” *Smoking & Tobacco Use*, March 17, 2022, [https://www.cdc.gov/tobacco/data\\_statistics/fact\\_sheets/adult\\_data/cig\\_smoking/index.html](https://www.cdc.gov/tobacco/data_statistics/fact_sheets/adult_data/cig_smoking/index.html).
2. Office of the Associate Director for Policy and Strategy, “Health Topics – Tobacco,” Centers for Disease Control and Prevention, September 30, 2021, <https://www.cdc.gov/policy/polaris/healthtopics/tobacco/index.html>.
3. M. A. H. Russell, “Low-tar medium-nicotine cigarettes: a new approach to safer smoking,” *British Medical Journal*, June 12, 1976, <https://www.bmj.com/content/bmj/1/6023/1430.full.pdf>.
4. National Cancer Institute, “Harms of Cigarette Smoking and Health Benefits of Quitting,” December 19, 2017, <https://www.cancer.gov/about-cancer/causes-prevention/risk/tobacco/cessation-fact-sheet>.
5. U.S. Food and Drug Administration, “Nicotine Is Why Tobacco Products Are Addictive,” June 29, 2022, <https://www.fda.gov/tobacco-products/health-effects-tobacco-use/nicotine-why-tobacco-products-are-addictive>.
6. Centers for Disease Control and Prevention, “Quit smoking medicines are much safer than smoking,” *Tips From Former Smokers*®, January 7, 2022, <https://www.cdc.gov/tobacco/campaign/tips/quit-smoking/quit-smoking-medications/3-reasons-to-use-medicines-when-you-quit/quit-medicines-are-safer-than-smoking/index.html>.
7. American Cancer Society, “Health Risks of Smokeless Tobacco,” October 28, 2020, <https://www.cancer.org/healthy/stay-away-from-tobacco/health-risks-of-tobacco/smokeless-tobacco.html>.
8. A. McNeill et al., “E-cigarettes: an evidence update,” *Public Health England*, August 2015, [https://assets.publishing.service.gov.uk/government/uploads/system/uploads/attachment\\_data/file/733022/E-cigarettes\\_an\\_evidence\\_update\\_A\\_report\\_commissioned\\_by\\_Public\\_Health\\_England\\_FINAL.pdf](https://assets.publishing.service.gov.uk/government/uploads/system/uploads/attachment_data/file/733022/E-cigarettes_an_evidence_update_A_report_commissioned_by_Public_Health_England_FINAL.pdf).
9. Ann McNeill et al., “Vaping in England, an evidence update including vaping for smoking cessation,” February 2021, [https://assets.publishing.service.gov.uk/government/uploads/system/uploads/attachment\\_data/file/962221/Vaping\\_in\\_England\\_evidence\\_update\\_February\\_2021.pdf](https://assets.publishing.service.gov.uk/government/uploads/system/uploads/attachment_data/file/962221/Vaping_in_England_evidence_update_February_2021.pdf).
10. Royal College of Physicians, “Nicotine without smoke: Tobacco harm reduction,” April 28, 2016, <https://www.rcplondon.ac.uk/projects/outputs/nicotine-without-smoke-tobacco-harm-reduction>.
11. Nicholas Bakalar, “From 0 to 10 Million: Vaping Takes Off in the U.S.,” *The New York Times*, August 31, 2018, <https://www.nytimes.com/2018/08/31/health/vaping-cigarettes-nicotine.html>.
12. U.S. Food and Drug Administration, “FDA Permits Marketing of E-Cigarette Products, Marking First Authorization of Its Kind by the Agency,” FDA News Release, October 12, 2021, <https://www.fda.gov/news-events/press-announcements/fda-permits-marketing-e-cigarette-products-marking-first-authorization-its-kind-agency>.
13. [1] U.S. Food and Drug Administration, “FDA Authorizes Marketing of IQOS Tobacco Heating System with ‘Reduced Exposure’ Information,” FDA News Release, July 7, 2020, <https://www.fda.gov/news-events/press-announcements/fda-authorizes-marketing-iqos-tobacco-heating-system-reduced-exposure-information>.
14. [1] Michael Stoklosa et al., “Effect of IQOS introduction on cigarette sales: evidence of decline and replacement,” *Tobacco Control*, July 29, 2020, <https://pubmed.ncbi.nlm.nih.gov/31209129/>.
15. [1] Paul R. Nelson et al., “Randomized Trial to Compare Smoking Cessation Rates of Snus, With and Without Smokeless Tobacco Health-Related Information, and a Nicotine Lozenge,” *Nicotine & Tobacco Research*, January 24, 2018, <https://academic.oup.com/ntr/article/21/1/88/4823099>.
16. [1] Peter Hajek et al., “A Randomized Trial of E-Cigarettes versus Nicotine-Replacement Therapy,” *The New England Journal of Medicine*, February 14, 2019, <https://www.nejm.org/doi/full/10.1056/nejmoa1808779>.
17. [1] Brad Rodu, “New Study Documents the Health Effects from Snus Use: Almost Zero,” *Tobacco Truth*, January 19, 2011, <https://rodotobaccotruth.blogspot.com/2011/01/new-study-documents-health-effects-from.html>.
18. [1] Brad Rodu et al., “Vaping, E-Cigarettes, and Public Policy Toward Alternatives to Smoking,” *The Heartland Institute*, February 20, 2017, <https://www.heartland.org/publications-resources/publications/vaping-e-cigarettes-and-public-policy-toward-alternatives-to-smoking>.
19. [1] Brad Rodu, “Smoking in the European Union: How Swede It Could Be,” *Tobacco Truth*, August 3, 2009, <https://rodotobaccotruth.blogspot.com/2009/08/smoking-in-european-union-how-swede-it.html>.
20. [1] Tove Sohlberg and Peter Wennberg, “Snus cessation patterns – a long-term follow-up of snus users in Sweden,” *Harm Reduction Journal*, September 10, 2020, <https://harmreductionjournal.biomedcentral.com/articles/10.1186/s12954-020-00405-z>.



# Tobacco Harm Reduction 101

## Tobacco Harm Reduction Products Can Help Adults Quit Smoking

Many opponents of tobacco harm reduction (THR) often claim there is no evidence that alternative nicotine/novel tobacco products including e-cigarettes, heated tobacco, and smokeless and snus tobacco products, are effective for smoking cessation. This misinformation deters many people who smoke from trying a reduced risk product.

### Users Tend to Be Current and/or Former Smokers

Surveys in individual countries indicate an overwhelming majority of novel tobacco product users are current and former smokers. For example, the UK's Action on Smoking and Health (ASH) estimate that less than one percent of the country's current 3.6 million vapers are never-smokers.[1] A 2019 study in the *International Journal of Environmental Research and Public Health* found that among heated tobacco users in Japan, only one percent were never smokers.[2] Similarly, according to the Centers for Disease Control and Prevention (CDC), in 2018, current and ever e-cigarette use was highest among persons who had quit smoking and "lowest among those who never smoked cigarettes." [3]

Safer nicotine products are almost exclusively attractive to people who smoke and the motivation for trying them is to reduce harm from tobacco or quit entirely. According to the latest Global State of Tobacco Harm Reduction briefing, harm reduction options are already being used by an estimated 112 million people worldwide, with approximately 82 million using vaping products, 20 million using heated tobacco and 10 million using smokeless tobacco, nicotine pouches and snus.[4]

### Research Indicates Effectiveness of Tobacco Harm Reduction Products

Data from national surveys find e-cigarettes to be effective in helping adults quit smoking.

In the UK it has been estimated by ASH that at least 2.3 million UK smokers have quit smoking completely with nicotine vaping devices.[5] According to the CDC, in the United States, 4.3 million US adult nicotine vapers are ex-smokers,[6] and the latest Eurobarometer survey found that 7.5 million EU citizens have quit smoking using a nicotine vaping product.[7]

Heated tobacco products have led to significant reduction in smoking rates. A 2020 study by the American Cancer Society remarked that heated tobacco products "likely reduced cigarette sales in Japan." [8] Another 2020 study published in the *International Journal of Environmental Research and Public Health* came to a similar conclusion, stating that "the accelerated decline in cigarette-only sales since 2016 corresponds to the introduction and growth in the sales of heated tobacco products." [9]

Snus has been directly linked to reducing smoking rates in Sweden, which has a seven percent smoking rate, the lowest in Europe. A 2020 long-term study of Swedish snus users that were former smokers concluded that more than "80% found snus of great importance to succeed with smoking cessation." [10] Furthermore, a joint Swedish and Australian study of more than 60,000 individuals found that "Snus has both contributed to decreasing initiation of smoking and ...appears to facilitate smoking cessation." [11]

A 2008 study in *Harm Reduction Journal* examining data from the 2000 National Health Interview Survey, found that men who had switched to smokeless tobacco in their most recent quit attempt "had the highest proportion of success among those attempting [to quit] smoking," and that switching to smokeless tobacco "compares very favorably with pharmaceutical nicotine as a quit-smoking aid among American men." [12]

Nicotine pouches are a more novel tobacco harm reduction product with research indicating that they can be useful in helping adults quit smoking. A May 2022 study assessed that if nicotine pouches had hypothetically been introduced into the US in 2000, there would have been about 700,000 fewer deaths by 2050.[13]

# Tobacco Harm Reduction 101

## FDA-Approved Cessation Products Have Limited Success

Unfortunately for many adults who continue to smoke, current FDA-approved cessation products have not been useful helping them quit, and some studies indicate novel tobacco harm reduction products are more effective.

A 2019 randomized trial published in *The New England Journal of Medicine* found e-cigarettes to be twice as effective as nicotine replacement therapy in helping adults quit smoking.[14] In 2021, the Cochrane Library living review of e-cigarettes found that “nicotine e-cigarettes help more people to stop smoking than nicotine replacement therapy.”[15]

Unfortunately, as of June 2022, the FDA erroneously claims that “there is not yet enough evidence to support claims that e-cigarettes... are effective tools for quitting smoking.”[16]

---

## References

1. Action on Smoking and Health, "Use of e-cigarettes (vapes) among adults in Great Britain," June, 2021, <https://ash.org.uk/uploads/Use-of-e-cigarettes-vapes-among-adults-in-Great-Britain-2021.pdf>
2. Edward Sutanto *et al.*, "Prevalence, Use Behaviors, and Preferences among Users of Heated Tobacco Products: Findings from the 2018 ITC Japan Survey," *International Journal of Environmental Research and Public Health*, November 21, 2019, [https://www.ncbi.nlm.nih.gov/pmc/articles/PMC6926809/#\\_ffn\\_sectitle](https://www.ncbi.nlm.nih.gov/pmc/articles/PMC6926809/#_ffn_sectitle)
3. Maria A. Villarroel *et al.*, "Electronic Cigarette Use Among U.S. Adults, 2018," *National Center for Health Statistics Data Brief*, Centers for Disease Control and Prevention, April, 2020, <https://www.cdc.gov/nchs/products/databriefs/db365.htm>
4. Global State of Tobacco Harm Reduction, "82 million vapers worldwide in 2021: the GSTHR estimate," Knowledge Action Change, February, 2022, <https://gsthr.org/briefing-papers/82-million-vapers-worldwide-in-2021-the-gsthr-estimate/>
5. Action on Smoking and Health, *supra* note 1.
6. Monica E. Cornelius *et al.*, "Tobacco Product Use Among Adults — United States, 2019," *Morbidity and Mortality Weekly Report*, Centers for Disease Control and Prevention, November 20, 2020, [https://www.cdc.gov/mmwr/volumes/69/wr/mm6946a4.htm?s\\_cid=mm6946a4\\_w](https://www.cdc.gov/mmwr/volumes/69/wr/mm6946a4.htm?s_cid=mm6946a4_w)
7. European Commission, "Attitudes of Europeans towards tobacco and electronic cigarettes," Eurobarometer, May, 2017, <https://europa.eu/eurobarometer/surveys/detail/2146>
8. Michal Stoklosa *et al.*, "Effect of IQOS introduction on cigarette sales: evidence of decline and replacement," *Tobacco Control*, June 17, 2019, <https://pubmed.ncbi.nlm.nih.gov/31209129/>
9. K. Michael Cummings *et al.*, "What Is Accounting for the Rapid Decline in Cigarette Sales in Japan?," *International Journal of Environmental Research and Public Health*, May 17, 2020, [https://www.ncbi.nlm.nih.gov/pmc/articles/PMC7277739/#\\_ffn\\_sectitle](https://www.ncbi.nlm.nih.gov/pmc/articles/PMC7277739/#_ffn_sectitle)
10. Tove Sohlberg and Peter Wennberg, "Snus cessation patterns - a long-term follow-up of snus users in Sweden," *Harm Reduction Journal*, September 10, 2020, <https://harmreductionjournal.biomedcentral.com/articles/10.1186/s12954-020-00405-z>
11. Lars Ramström *et al.*, "Patterns of Smoking and Snus Use in Sweden: Implications for Public Health," *International Journal of Environmental Research and Public Health*, November 9, 2016, <https://www.mdpi.com/1660-4601/13/11/1110>
12. Brad Rodu and Carl V Phillips, "Switching to smokeless tobacco as a smoking cessation method: evidence from the 2000 National Health Interview Survey," *Harm Reduction Journal*, May 23, 2008, [https://www.ncbi.nlm.nih.gov/pmc/articles/PMC2427022/#\\_ffn\\_sectitle](https://www.ncbi.nlm.nih.gov/pmc/articles/PMC2427022/#_ffn_sectitle)
13. Peter N. Lee *et al.*, "Estimating the public health impact had tobacco-free nicotine pouches been introduced into the US in 2000," *BMC Public Health*, May 21, 2022, <https://bmcpublichealth.biomedcentral.com/articles/10.1186/s12889-022-13441-0>
14. Peter Hajek *et al.*, "A Randomized Trial of E-Cigarettes versus Nicotine-Replacement Therapy," *The New England Journal of Medicine*, February 14, 2019, <https://www.nejm.org/doi/full/10.1056/nejmoa1808779>
15. J. Hartmann-Boyce *et al.*, "Can electronic cigarettes help people stop smoking, and do they have any unwanted effects when used for this purpose?," Cochrane Review, September 14, 2021, [https://www.cochrane.org/CD010216/TOBACCO\\_can-electronic-cigarettes-help-people-stop-smoking-and-do-they-have-any-unwanted-effects-when-used](https://www.cochrane.org/CD010216/TOBACCO_can-electronic-cigarettes-help-people-stop-smoking-and-do-they-have-any-unwanted-effects-when-used)
16. U.S. Food and Drug Administration, "E-Cigarettes, Vapes, and other Electronic Nicotine Delivery Systems (ENDS)," June 29, 2022, <https://www.fda.gov/tobacco-products/products-ingredients-components/e-cigarettes-vapes-and-other-electronic-nicotine-delivery-systems-ends> Accessed October 7, 2022.