

Oregon Community Colleges

House Higher Education Committee – March 9, 2023



Statewide Perspective

Community Colleges in Oregon

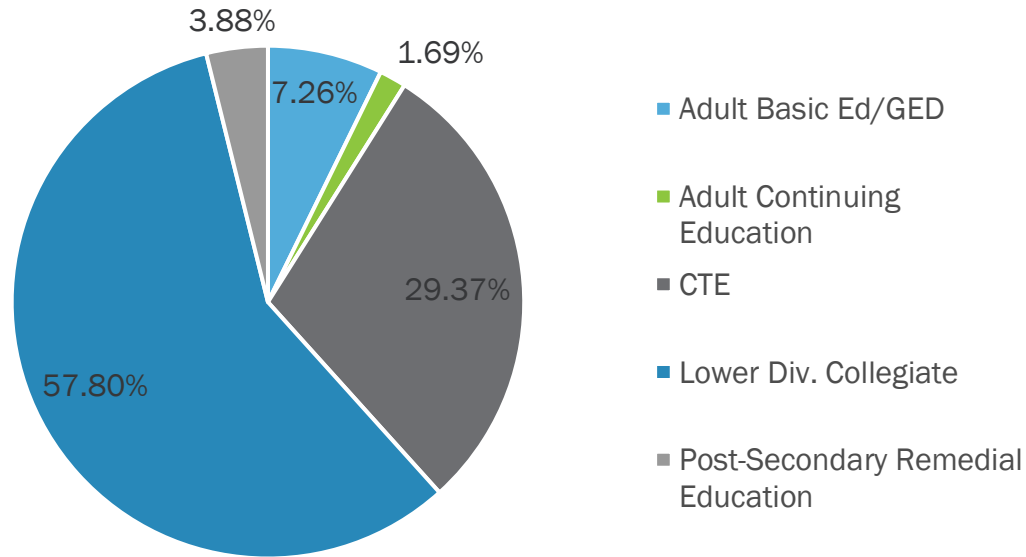
Morgan Cowling, Executive Director
Oregon Community College Association

Oregon's 17 Community Colleges



Multiple Missions of Community Colleges

**Community College Programs: All Institutions (2021-22 – Reimbursable) –
total: 60,863.19**

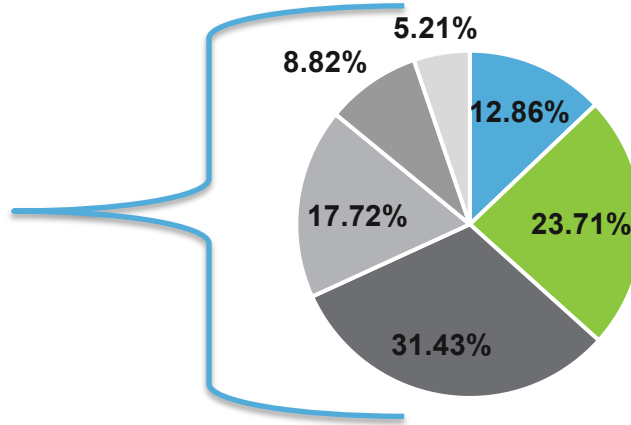


Source: Data Mart, 2/22/2023

Who Oregon Community Colleges Serve

Community College Enrollment by Age
(headcount): 2021-22

63%

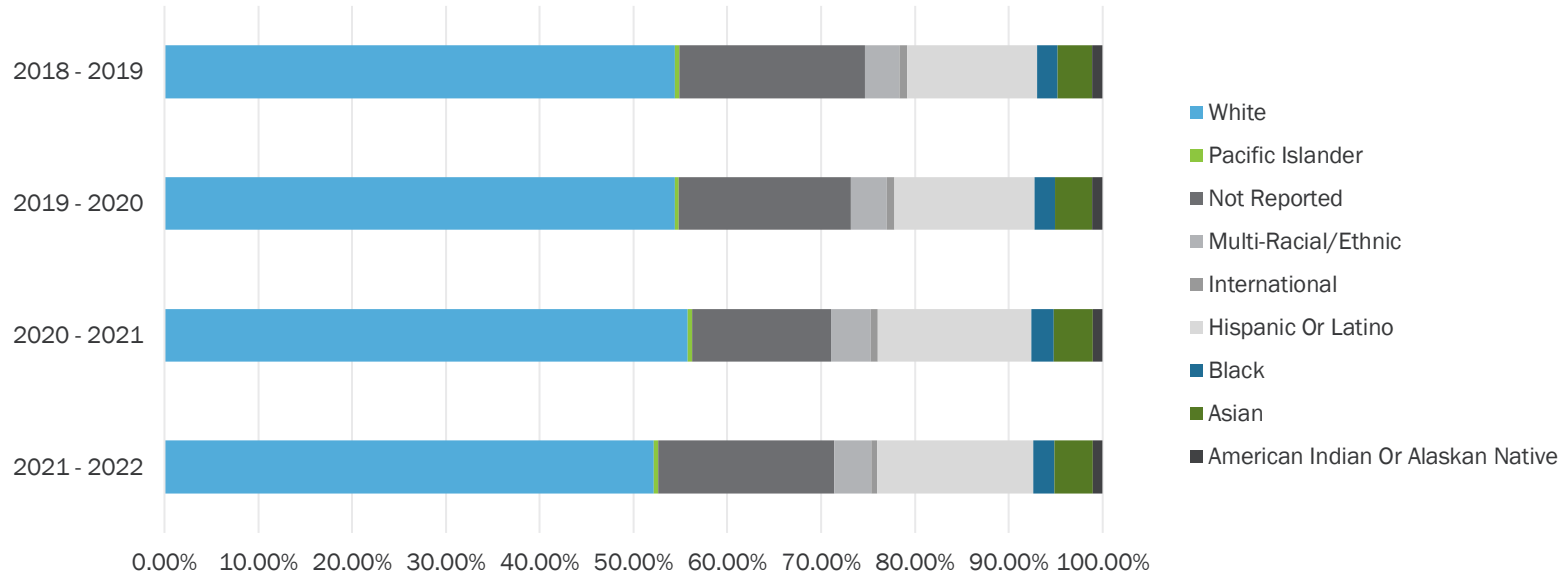


Majority of CC students don't enroll directly from high school

- < 18 (High School)
- 18-21 (Traditional)
- 22-34 (Early-Career)
- 35-49 (Mid-Career)
- 50-64 (Late-Career)
- 65+ (Seniors)

Who Oregon Community Colleges Serve

Community College students by race/ethnicity (headcount)



2023 Legislative Priorities

- Increase the Community College Support Fund (CCSF)



- Increase the Oregon Opportunity Grant (OOG)



- Empower community colleges to offer a Bachelor of Science in Nursing (BSN)





Linn-Benton Community College

Student Supports: Leading the way with
Guided Pathways

Dr. Lisa Avery, President
Linn-Benton Community College

Real Futures Start Here



By Dr. Lisa Avery, LBCC
President





Our mission

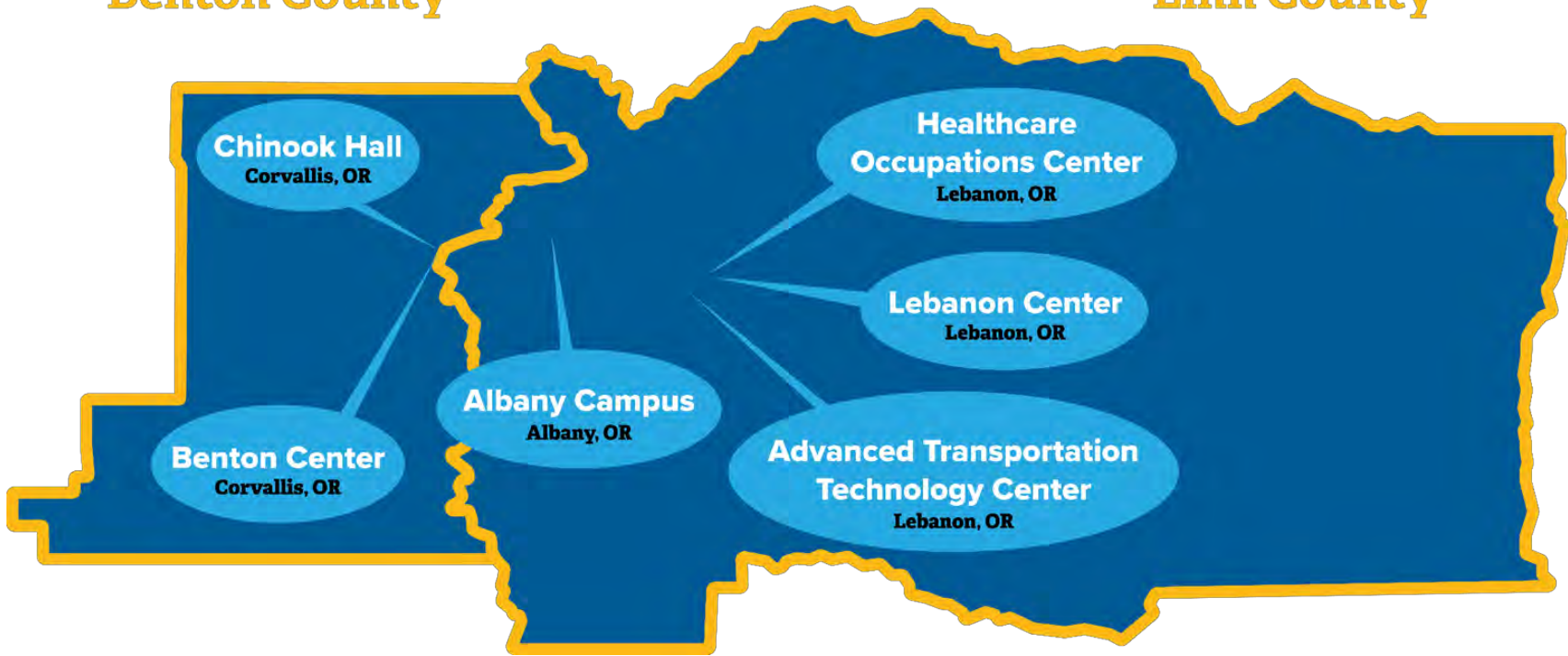
To engage in an education that enables all of us to participate in, contribute to and benefit from the cultural richness and economic vitality of the communities we serve.

Our vision

Education for all.

Benton County

Linn County





Albany Main Campus



Benton Center, Corvallis



Chinook Hall, Corvallis



Healthcare Occupations Center, Lebanon



Lebanon Center



Advanced Transportation Technology & Heavy Equipment Centers, Lebanon

Linn-Benton Community College Campus Locations

Enrollment

Fall 2022 Students

	Fall 2022
Credit Student	4,395
Non-Credit Student	2,056
Grand Total	6,451

Fall 2022 Students

	Fall 2022			Grand Total
	Unknown	Female	Male	
Credit Student	168 (3.8%)	2,206 (50.2%)	2,021 (46.0%)	4,395 (100.0%)
Non-Credit Student	201 (9.8%)	1,288 (62.6%)	567 (27.6%)	2,056 (100.0%)
Grand Total	369 (5.7%)	3,494 (54.2%)	2,588 (40.1%)	6,451 (100.0%)

Demographics

Fall 2022 Students

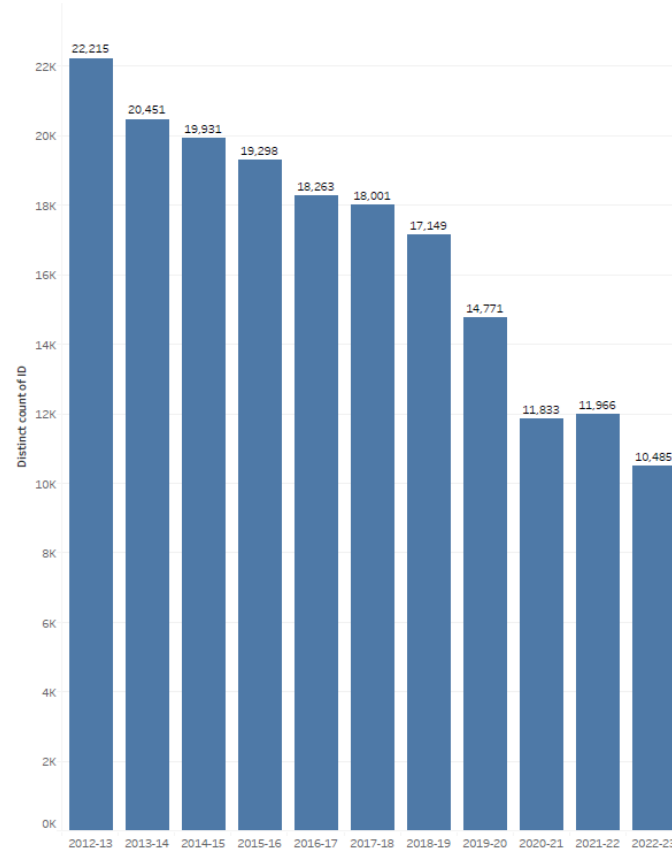
	Fall 2022								Grand Total	
	American Indian or Alaska Native	Asian	Black or African American	Hispanic/Latino	Native Hawaiian or ot..	Two or more races	Unknown	White		
Credit Student	41 (0.9%)	137 (3.1%)	46 (1.0%)	570 (13.0%)	16 (0.4%)	239 (5.4%)	562 (12.8%)	2,784 (63.3%)	Credit Student	4,395 (100.0%)
Non-Credit Student	16 (0.8%)	41 (2.0%)	18 (0.9%)	213 (10.4%)		35 (1.7%)	667 (32.4%)	1,066 (51.8%)	Non-Credit Student	2,056 (100.0%)
Grand Total	57 (0.9%)	178 (2.8%)	64 (1.0%)	783 (12.1%)	16 (0.2%)	274 (4.2%)	1,229 (19.1%)	3,850 (59.7%)	Grand Total	6,451 (100.0%)

Fall 2022 Students

	Fall 2022				Grand Total
	Unknown	19-	20 to 24	25+	
Credit Student	1 (0.0%)	1,776 (40.4%)	1,394 (31.7%)	1,224 (27.8%)	4,395 (100.0%)
Non-Credit Student	16 (0.8%)	201 (9.8%)	129 (6.3%)	1,710 (83.2%)	2,056 (100.0%)
Grand Total	17 (0.3%)	1,977 (30.6%)	1,523 (23.6%)	2,934 (45.5%)	6,451 (100.0%)

Enrollment History and Pandemic Impact

Total Headcount (22-23 is Partial)



Total Headcount (22-23 is Partial)

2012-13	2013-14	2014-15	2015-16	2016-17	2017-18	2018-19	2019-20	2020-21	2021-22	2022-23
22,215	20,451	19,931	19,298	18,263	18,001	17,149	14,771	11,833	11,966	10,485



Programs at Linn-Benton Community College



Transfer Programs



**Agricultural Business
Management**

Agricultural Sciences

Animal Science

Anthropology

Art

Biological Sciences

Business Administration

Communication

Computer Science

Economics

Education

Engineering

English

**Exercise and
Sport Science**

History

Human Services

**Journalism and
Mass
Communication**

Liberal Studies

Mathematics

**Merchandising
Management**

Music

**Nutrition and
Foodservice Systems**

Physical Sciences

Political Science

Psychology

Public Health

Sociology

World Languages

CTE Programs



Accounting Technology

Animal Technology

**Animal Technology: Horse
Management
Apprenticeship**

Automotive Technology

**Coding Reimbursement
Specialist**

Computed Tomography

**Construction and Forestry
Equipment Technology**

Criminal Justice

Culinary Arts

Dental Assistant

Dental Hygiene

Diagnostic Imaging

**Early Childhood
Education**

**Heavy Equipment/
Diesel Technology**

**Industrial Pipe Trades:
Fitting & Welding
Machine Tool
Technology**

**Mechatronics/
Industrial Automation
Technology**

Medical Assisting

**Network and Systems
Administration**

**Nondestructive Testing
and Evaluation**

Nursing

**Occupational Therapy
Assistant**

Phlebotomy

**Practical Business
Management**

Surgical Technologist

Visual Communication

**Welding and Fabrication
Technology**



Degree partnership programs



Transfer Students

Fall 2022 Students

	Fall 2022				Grand Total
	None	OIT	OSU	WOU	
Credit Student	3,246 (73.9%)	3 (0.1%)	1,138 (25.9%)	8 (0.2%)	4,395 (100.0%)
Non-Credit Student	1,995 (97.0%)		61 (3.0%)		2,056 (100.0%)
Grand Total	5,241 (81.2%)	3 (0.0%)	1,199 (18.6%)	8 (0.1%)	6,451 (100.0%)

Education for All: Paths that fit goals for everyone

Earn a **degree**.

Learn a **technical skill**.


Transfer to a **university**.

Prepare for a better **job**.

Advance a **business**.

Enrich a **life**.

Enrich a **community**.



A blue-tinted photograph of two men in a workshop or office setting. One man is seated at a desk with a laptop, looking intently at the screen. The other man stands behind him, also looking at the laptop. The background shows industrial-style lighting and equipment.

**guided
pathways
model to success**

Guided Pathways: Background

- Guided pathways is a national community college student success reform movement aimed at improving completion rates, reducing time to degree, and eliminating equity gaps.
- LBCC participated in the first national cohort of colleges and redesigned its student onboarding and advising processes in the effort.
- LBCC is currently part of its “Phase 2” of guided pathways, a Rural Guided Pathways cohort funded by Ascendium with support from the Ford Family Foundation. In this next phase, LBCC aims to improve its developmental education success in Math and Writing. We are reducing the number of credits involved in these sequences to help more students move through math and writing classes more successfully.
- SWOCC is also a member of the Rural Guided Pathways cohort.

Guided Pathways Framework



Identifying the Path

Getting on the Path

Keeping Students on the Path

- Framework starts early for LBCC prospects using our website. Program choices are sorted into Meta areas.
- Students are offered access to a career exploration platform, as well as a personalized messaging from a Meta-Navigator.
- Navigators are staff positions organized by Meta area. The Navigator acts as a personal student support that throughout their time at LBCC follows the student, creating a strong relationship of support.
- Assessment of the student's goals set by a self-paced online orientation module. Navigators receive the questionnaires and using Program Maps, assess the best options for first term courses for student. The map auto-adjust based on math and writing levels. Adjustments are tailored to the student.

Guided Pathways Framework



Identifying the Path

Getting on the Path

Keeping Students on the Path

- First Advising Appointment early in their first term is important to complete a more comprehensive Education Plan.
- Meta-Navigators and Meta-Advisors create a student's "Success Team", working together to support and guide the student. The onboarding process starts with first day of class guidance in the student's first term with the First Year Seminar (FYS) course, a requirement for all new-to-college students.
- The FYS course guides students weekly through the first term and support them in persisting to the next term.
- Navigators monitor their student, responding to alerts regarding the students with direct outreach and support.

7 core areas...



Agriculture



Arts & Humanities



Business



Education & Social
Services



Healthcare & Nutrition



Science, Engineering, Math &
Computers



Technology & Transportation



Linn-Benton
Community College



Linn-Benton

Community College

For more information or questions, please contact Dr. Avery
averyl@linnbenton.edu



Southwestern Oregon Community College

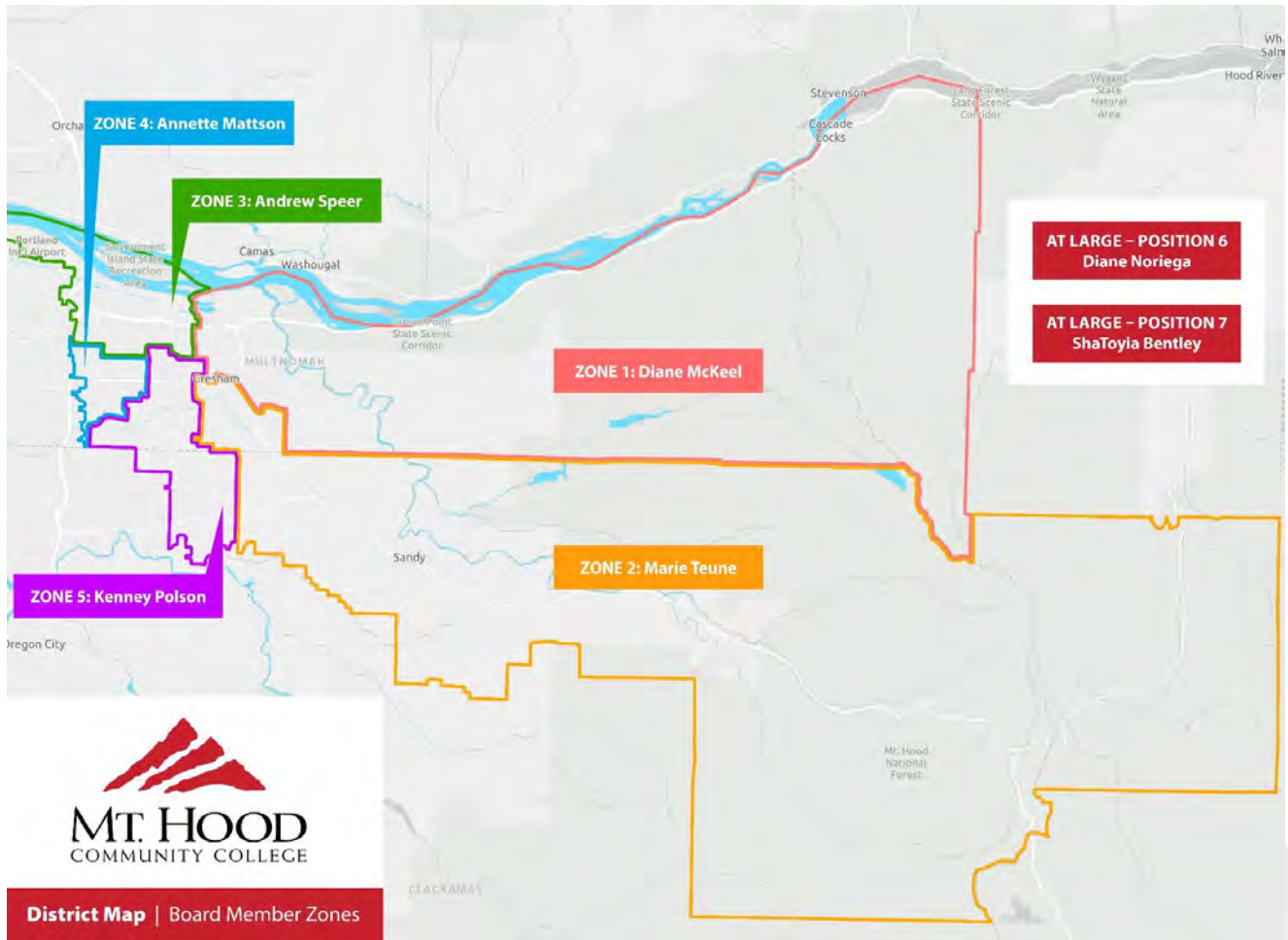
Dr. Patty Scott, President
Southwestern Oregon Community College



Mt. Hood Community College

Basic Needs of Students: ABE/ESL, Career
Pathways & Wraparound Services

Dr. Lisa Skari, President
Mt. Hood Community College



District Map | Board Member Zones



Mt. Hood Community College

- Single campus district
 - 950 square miles, 300,000+ residents
 - 1,000 employees
- 18,500 students
 - 40% of students of color
 - 56% of students over the age of 25
 - 31% of students enrolled in CTE classes
- Highlights
 - 2021 Charles Kennedy Equity Award
 - BAS degree in Cybersecurity
 - Future Ready Oregon Semiconductor grant



Career Pathways Program Outcomes 2014-2022

Program	Enrollment	Industry Credential	Certificate of Completion	# of Credits
Welding	47	94%	79%	27
Machinist	52		73%	40
Automotive Repair	39		64%	41
Nursing Assistant	120	60% CNA	87%	8
Assistant Teacher	48	73%	79%	16
Child Development Associate	62	*	87%	12
Accounting Clerk	81		88%	30
Office Clerk	27		85%	30
TOTAL	476		77%	

**COVID shut down CDA national exam for 2 years*





Rogue Community College

Partnerships with Community

Dr. Randy Weber, President
Rogue Community College

Rogue Community College Pipelines & Partnerships

Randy Weber, RCC President

RCC'S ENGINE FOR ECONOMIC IMPACT BEGINS WITH OUR STUDENTS & THEIR DREAMS

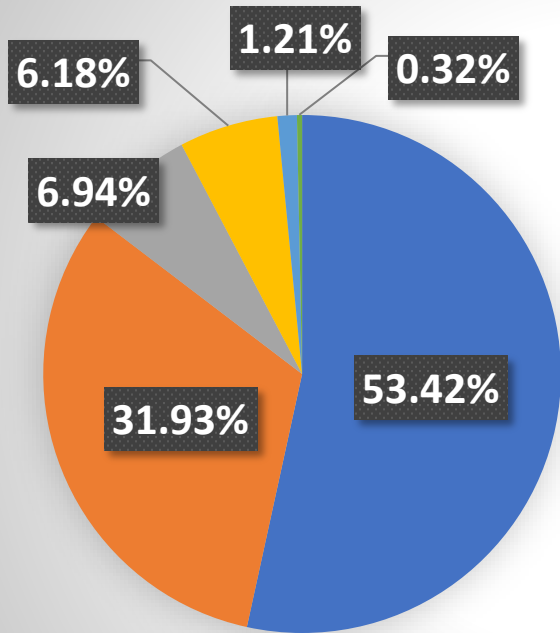


RCC's Student Data

- 55% are between 25 and 64
 - 41% are between 18 and 24
 - **22% identify as “first-in-family”** to attend college
 - 36% receive need-based federal Pell grants
-
- 66% identify as White
 - 21% identify as Latinx
 - 5% identify as Multiracial
 - 3% list Unknown
 - 1% identify as Black, Asian, Pacific Islander or Native American



Types of Enrollments



Percent Distribution

- Lower Division Collegiate
- Career Technical Ed.
- Post-Secondary Remedial
- Adult Basic Education
- Non-reimbursable

COMMUNITY COLLEGES: BUILDING THE SCHOOL-TO-EMPLOYMENT PIPELINE



BUILDING THE SCHOOL-TO-EMPLOYMENT PIPELINE THROUGH:

K-12 PARTNERSHIPS THAT INCREASE COLLEGE-GOING RATES

- College Now
- Dual Credit/Early College



BUILDING THE SCHOOL-TO-EMPLOYMENT PIPELINE THROUGH:

STRONG PARTNERSHIPS WITH UNIVERSITIES

- Transfer Degrees
- Shared Facilities (Higher Education Center in Medford)
- Southern Oregon
Higher Education Consortium

BUILDING THE SCHOOL-TO-EMPLOYMENT PIPELINE THROUGH:

Workforce partnerships that respond to regional **employers' training needs:**

- Career Tech. Ed. (CTE) - Short-term Programs
- Apprenticeships
- Short-term Training
- Contracted Training



CTE & SHORT TERM PROGRAMS

Designed with, and for, regional employers to prepare the workforce across sectors for entry and mid-level positions.

- Welding
- Automotive Specialist
- Diesel Technology
- Renewable Energy Technician
- Manufacturing/Engineering Technology
- Phlebotomy
- Medical Assistant
- Dental Assistant
- Design and Digital Media
- Emergency Services
- Business Technology
- Early Childhood Education



APPRENTICESHIPS

Certificate programs requiring significant on-the-job hours leading to livable-wage jobs in high demand.

- Electrician Apprenticeship Technologies
- Industrial Mechanics
- Maintenance
- Construction Trades



SHORT TERM TRAINING

- Commercial Truck Driving (CDL) - 50 classroom hours & 144 hours of hands-on truck yard training - High wage employment- strong job growth projected.
- Community Health Worker and Peer Support Specialist - 10-week course leading to certification for front-line health and human service work.
- Certified Nursing Assistant (CNA) - Six-week course leading to immediate employment and preparation to climb a career ladder in nursing.



IN DEVELOPMENT

- * CNA 2
- * Surgery Technician

BUILDING THE SCHOOL-TO-EMPLOYMENT PIPELINE THROUGH:

Basic Skills Programs

- Adult Basic Education
- GED Completion
- ESL



COMMUNITY COLLEGES

- ❑ Build guided pathways from K-12 to employment.
- ❑ Provide responsive, affordable workforce development to meet regional employer needs.
- ❑ **Are an economic engine that drives our state's economy producing workforce-ready graduates.**





Portland Community College

Dr. Adrien Bennings, President
Portland Community College



Lane Community College

Student Supports: Capital Projects

Dr. Stephanie Bulger, President

Rosie Pryor, Board Chair

Lane Community College



DR. STEPHANIE BULGER
PRESIDENT

MARCH 9, 2023
HOUSE COMMITTEE ON HIGHER EDUCATION



About Lane Community College

Vision

Transforming lives through learning.

Mission

Lane is the Community's college. We provide quality, comprehensive, accessible, inclusive, learning-centered educational opportunities that promote equitable student success.



Overview

- Six locations:
 - Main Campus - Eugene
 - Mary Spilde Center - Downtown Eugene
 - Dental Clinic - South Eugene
 - Aviation Academy - Eugene Airport
 - Florence Center
 - Cottage Grove Center



Overview

- Class of 2022
 - 55% transfer, 45% career tech
 - 56% first generation college student
 - 18% Oregon Promise Grant recipients
 - 24% identify as BIPOC
 - 49% Pell Grant recipients



Our Programs

- Transfer programs
- CTE / Workforce partnerships
- GED/ABS
- Enrollment trends



Student Success Initiatives

Career Pathways

Creating Opportunities Through Short Term Training, Workforce Connections, and Community Resources

Wrap-Around Services

Food assistance; Housing; Healthcare & mental health; Financial; Childcare & parenting resources; Employment service; Legal services; Technology; Other basic needs

Dev. Ed Redesign & Guided Pathways

Institution-wide approach to student success based on intentionally designed, clear, coherent and structured educational experiences



LCC Capital Improvements

Florence Center

\$9.2 million capital upgrades to LCC Florence Center

Health Professions Building

\$32.8 million project, partially funded by 2017 state capital construction funds. Future home of Lane's dental programs, Dental Clinic, and EMT/paramedics programs

Industry & Trades Education Center (ITEC)

\$49.5 million "workforce & technology hub" for Lane County

Cottage Grove Center

Working with Lane County and other community partners to open a Federal Qualified Health Clinic to serve south Lane County.



CC Capital Construction Request



COLUMBIA GORGE
COMMUNITY COLLEGE

Facility Renovations for Student
Safety, Access and Success



Building 16 (Math and Science)
Improvements



Portland
Community
College[®]

Rock Creek Campus
Building 2 Replacement



SOUTHWESTERN
AN OREGON COMMUNITY COLLEGE

Student Uplift &
Collaboration (SUCCESS)



Welcome Center &
Medical Careers Training Hub

THANK
YOU.

09/09





Chemeketa Community College

Allied Health & Nursing

Dr. Jessica Howard, President
Chemeketa Community College

Amie Wittenberg, VP of Clinical Operations
Salem Health

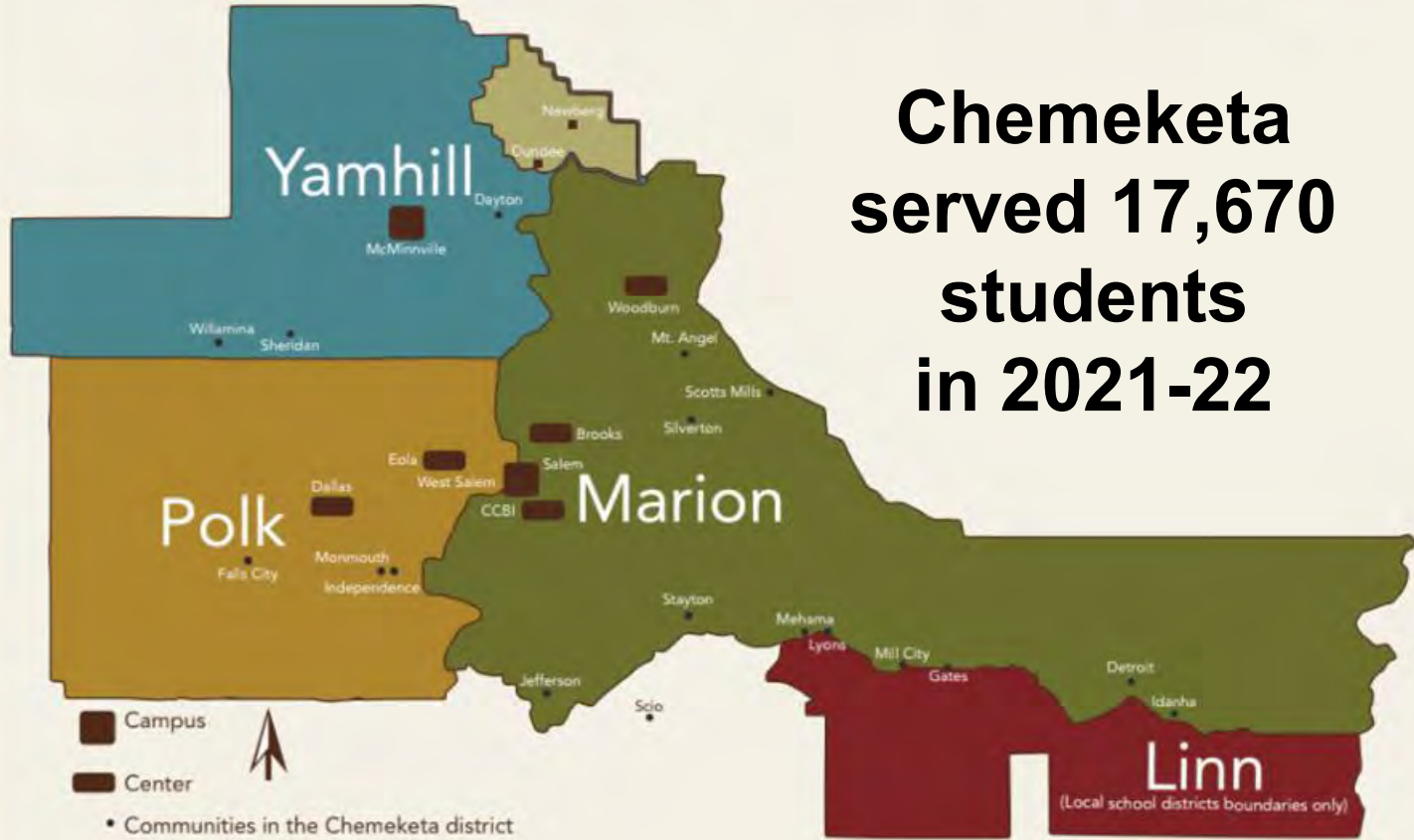
Chemeketa Community College

House Higher Ed Committee, Feb. 2023



7 CAMPUSES/CENTERS IN SERVICE AREA

**Chemeketa
served 17,670
students
in 2021-22**



- Campus
- Center



- Communities in the Chemeketa district
- Communities within the three-county area not serviced by Chemeketa



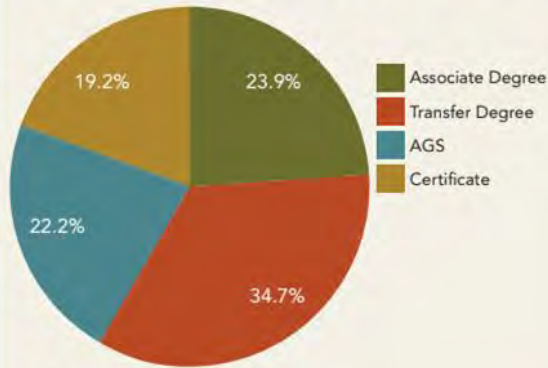
Discover
Chemel
Com

Hispanic Serving Institution (HSI)

- 2017 designation
- History of special programs to support economically disadvantaged, 1st-generation students with holistic supports
- HSI grant to help all students
 - Navigators
 - Risk assessment instrument on the front end

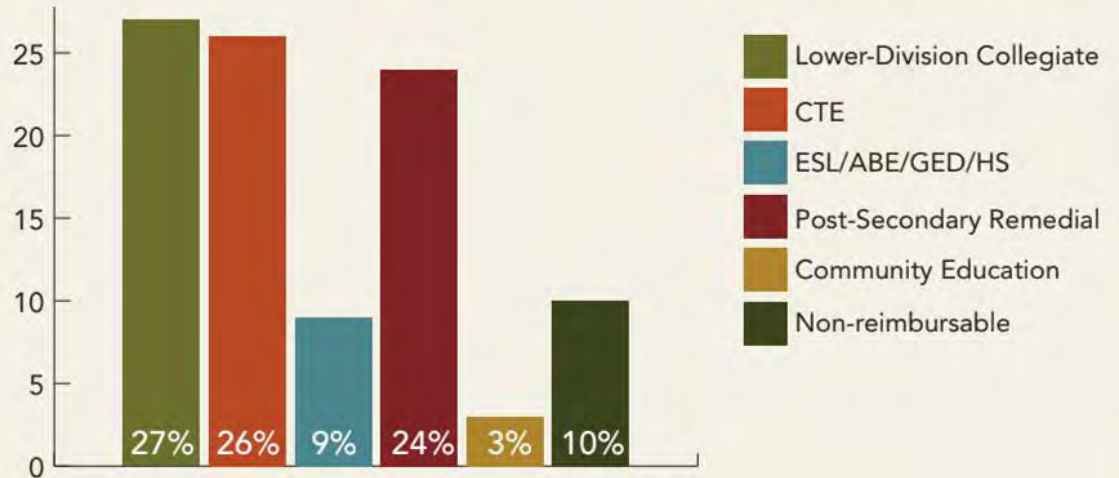


DEGREES/CERTIFICATES



90+ Career and Technical Education programs in high-demand professions such as manufacturing, nursing, and cybersecurity

ENROLLMENT BY INSTRUCTION TYPE



Nursing and Applied Health

- Anesthesia Technology
- Dental Assisting
- Health Information Management
- Human Services
- Pharmacy Technology
- Medical Assisting
- CNA
- EMT
- Community Health Worker
- Paramedic
- Nursing




SB 523 would empower community colleges in Oregon to offer a BSN (RN-to-BSN)

In the past 5 years, Chemeketa graduated 175 RNs. Only 75 went on to get a BSN. SB 523 will increase access to 4-year nursing degrees, particularly in rural areas.



More opportunities to earn a BSN will open up career pathways for students to earn an MSN, which is the credential required to teach at the RN level, addressing a key choke point in the nurse educator pipeline.







Blue Mountain Community College

Moonshot for Equity

Dr. Mark Browning, President
Blue Mountain Community College

2023 House Ed Update



House Education Committee

Enrollment Outlook and Trend

- 2019-2020 1293 FTE (full time equivalent)
- 2020-2021 1095 FTE (down 15.3%)
- 2021-2022 1116 FTE (up 2% +/-)
- 2022-2023 1126 (up 1% +/-) (projected for spring)

Headcount is up 14% in the last 2 years



BMCC Update

Celebrate Success(es)

Amazon Web Services (AWS) Splice Training

100% Pass Rate for Graduated Nurses

UAS Certificate Curriculum Approval

Enrollment stabilizing in 21-22 & 22-23



House Education Committee



Year 7 Comprehensive Visit

Accreditation reaffirmed for 7 years 22-29



Oregon Legislature March 9, 2023

#BeyondBMC

House Education Committee

- Guided Pathways
- Moonshot for Equity
- Program Review
- Operational Evaluations



House Education Update



Questions?