

HB 3223

State Representative Hai Pham, HD 36

Dentists are already providing training and attesting that Assistants have completed the clinical requirements.

To perform expanded orthodontic functions in Oregon, a dental assistant must earn status as an Expanded Function Orthodontic Dental Assistant (EFODA). To qualify, one must:

Pathway I

1. Successfully complete a Commission on Dental Accreditation (CODA)-accredited dental assisting program and submit proof of graduation
AND
2. Apply to DANB for the Oregon EFODA certificate

Pathway II

1. Pass the DANB Certified Dental Assistant™ (CDA®) or Certified Orthodontic Assistant (COA®) exam
AND
2. Pass the Oregon Expanded Functions — Orthodontic Assisting (ORXO) exam (administered by DANB)
AND
3. Provide endorsement from an Oregon licensed dentist stating that the applicant has completed the clinical requirements
AND
4. Apply to DANB for the Oregon EFODA certificate

Pathway IIIA

1. Pass the Oregon Basic Dental Assisting (ORB) exam
AND
2. Pass the Oregon Expanded Functions — Orthodontic Assisting exam (ORXO)
AND
3. Provide endorsement from an Oregon licensed dentist stating that the applicant has completed the clinical requirements
AND
4. Apply to DANB for the Oregon EFODA certificate

Pathway IIIB

1. Pass the DANB Infection Control exam (ICE®)
AND
2. Pass the Oregon Expanded Functions — Orthodontic Assisting exam (ORXO)
AND
3. Provide endorsement from an Oregon licensed dentist stating that the applicant has completed the clinical requirements
AND
4. Apply to DANB for the Oregon EFODA certificate



Examination Fees

Oregon Basic and Expanded Functions

Apply for the Oregon state-specific exam. Learn about the Oregon Basic and Expanded Functions (ORBXG) exam, how to apply, how to prepare, and what to expect on exam day.

\$350

Oregon Expanded Functions Orthodontic Assisting

Apply for the Oregon state-specific exam. Learn about the Oregon Expanded Functions Orthodontic Assisting (ORXO) exam, how to apply, how to prepare, and what to expect on exam day.

\$250

Sealants

Apply for DANB's Sealants (SE) exam. Learn about DANB's SE exam, how to apply, how to prepare, and what to expect on exam day.

\$175

Radiation Health and Safety

DANB's Radiation Health and Safety (RHS) exam is recognized or required in many states. Learn about DANB's RHS exam, how to apply, how to prepare, and what to expect on exam day.

\$270

Certified Dental Assistant

Passing the Certified Dental Assistant (CDA) exam is a milestone achievement. Learn about the exam requirements, how to apply, how to prepare, and what to expect on exam day.

\$450

Restorative Functions

Apply for DANB's Restorative Functions (RF) exam. Learn about DANB's RF exam, how to apply, how to prepare, and what to expect on exam day.

\$275

ADA's Council on Dental Education and Licensure (CDEL)

[Radiation Health and Safety Exam Test Results](#)

2019-2020 69% pass rate

2020-2021 63% pass rate

DANB Exam Results

DANB will continue to monitor GC pass rates by eligibility pathway at its Winter Board meetings and will discuss what, if any, actions to take, and will once again report to CDEL in Fall 2022.

Pass/fail results for DANB national exams

Pass/Fail results for DANB national exams administered from 9/1/20 – 8/31/21

GC	FY 19-20	FY 20-21
Total candidates	2,732	3,990
Pass	2,220	3,085
Fail	512	905
Pass rate	81%	77%
RHS	FY 19-20	FY 20-21
Total candidates	9,246	12,648
Pass	6,361	7,972
Fail	2,885	4,676
Pass rate	69%	63%
ICE	FY 19-20	FY 20-21
Total candidates	5,025	6,481
Pass	3,835	4,595
Fail	1,190	1,886
Pass rate	76%	71%
OA	FY 19-20	FY 20-21
Total candidates	80	95
Pass	44	59
Fail	36	36
Pass rate	55%	62%
CP	FY 19-20	FY 20-21
Total candidates	398	442
Pass	250	307
Fail	148	135
Pass rate	63%	69%
SE	FY 19-20	FY 20-21
Total candidates	61	90
Pass	41	56
Fail	20	34
Pass rate	67%	62%

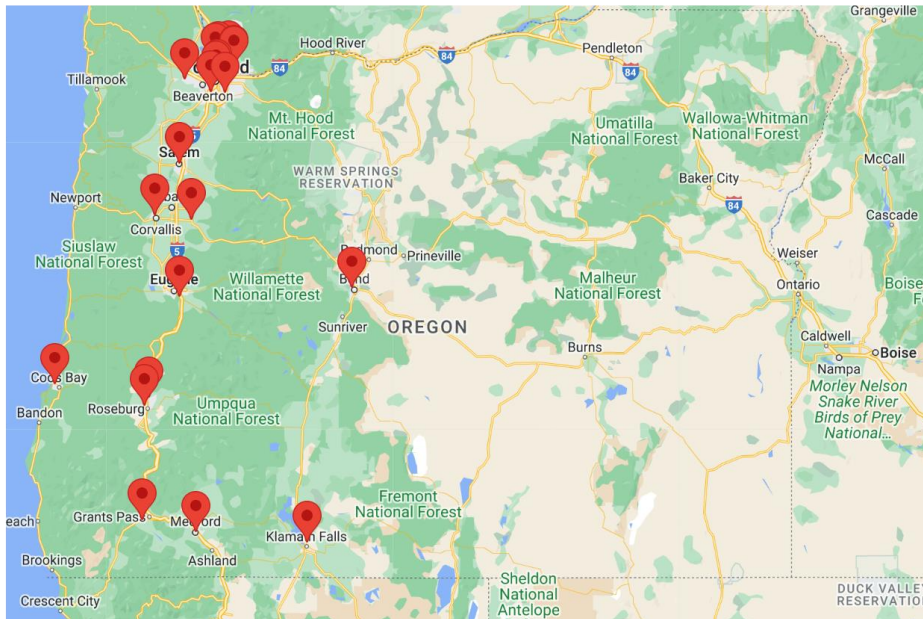
CDEL Report

Pass/fail results for DANB national exams

RHS	FY 18-19	FY 19-20	AMP	FY 18-19	FY 19-20
Total candidates	12,642	9,170	Total candidates	323	255
Pass	8,651	6,284	Pass	220	133
Fail	3,991	2,886	Fail	103	122
Pass rate	69%	69%	Pass rate	68%	52%
ICE	FY 18-19	FY 19-20	IM	FY 18-19	FY 19-20
Total candidates	6,976	4,495	Total candidates	16	21
Pass	5,286	3,755	Pass	15	18
Fail	1,690	1,190	Fail	1	3
Pass rate	76%	76%	Pass rate	94%	86%
GC	FY 18-19	FY 19-20	TMP	FY 18-19	FY 19-20
Total candidates	3,797	2,732	Total candidates	101	70
Pass	3,216	2,220	Pass	84	51
Fail	581	512	Fail	17	19
Pass rate	85%	81%	Pass rate	83%	73%
OA	FY 18-19	FY 19-20	RF	FY 18-19	FY 19-20
Total candidates	87	81	Total candidates	96	58
Pass	62	45	Pass	75	46
Fail	25	36	Fail	21	12
Pass rate	71%	56%	Pass rate	78%	79%
CP	FY 18-19	FY 19-20	The total number of DANB national exams administered in FY 19-20 was 17,831.		
Total candidates	504	399			
Pass	313	251			
Fail	191	148			
Pass rate	62%	63%			
SE	FY 18-19	FY 19-20			
Total candidates	72	61			
Pass	40	41			
Fail	32	20			
Pass rate	56%	67%			
TF	FY 18-19	FY 19-20			
Total candidates	40	39			
Pass	22	15			
Fail	18	24			
Pass rate	55%	38%			

Barriers to the Workforce & Access to Care

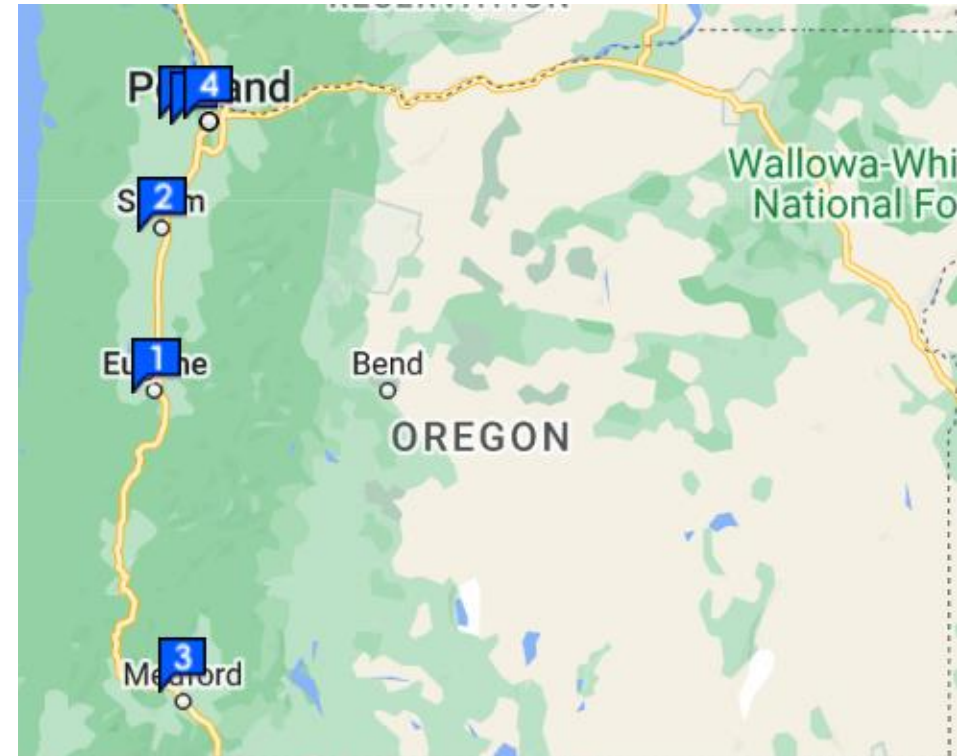
Sites that offer Courses



Oregon

- 0737 Central Oregon Community College
- 0664 Chemeketa Community College
- 0665 Lane Community College
- 0632 Linn-Benton Community College
- 0668 Portland Community College
- 0202 Umpqua Community College

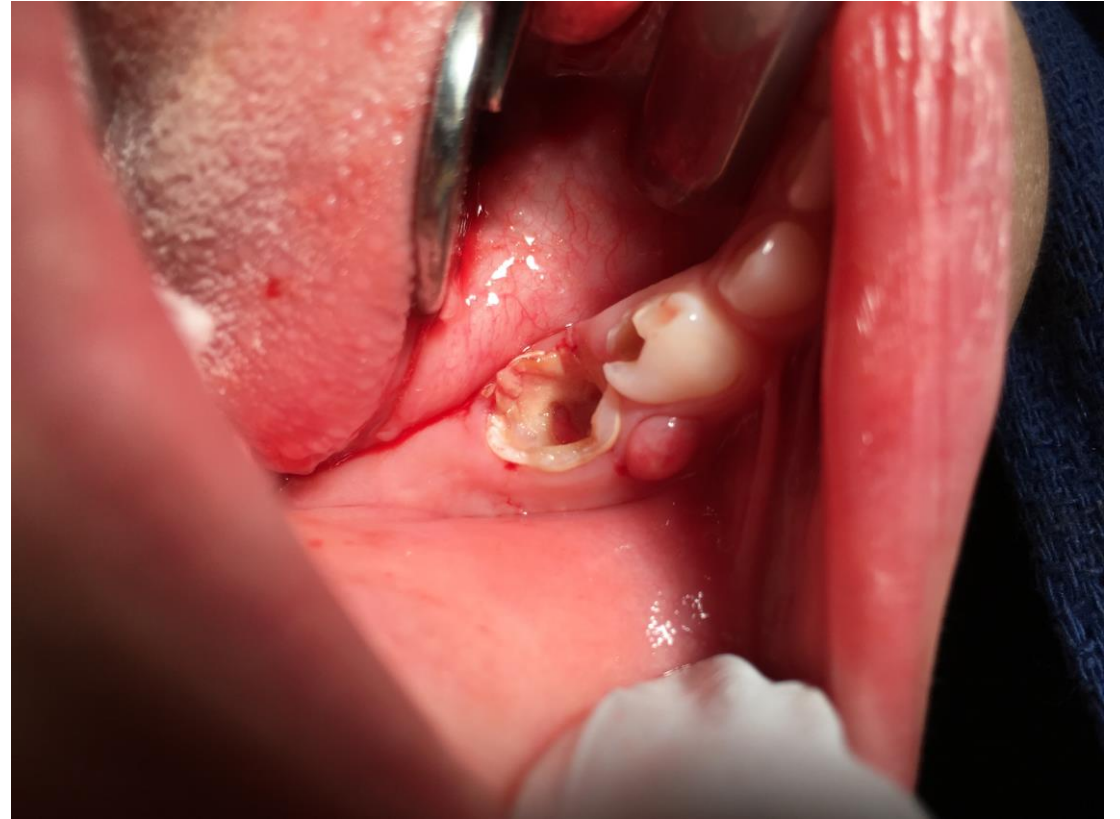
6 Testing Centers or Proctored Online Test



Many areas of the state still don't have access to broadband. And some people still don't have access to computers and cameras to access the online proctored tests.

Warning: Graphic Dental Picture Ahead

Lack of Dental Assistants is causing access to care issues



It Takes a Village

