



Oregon Summer Community Grants Reporting

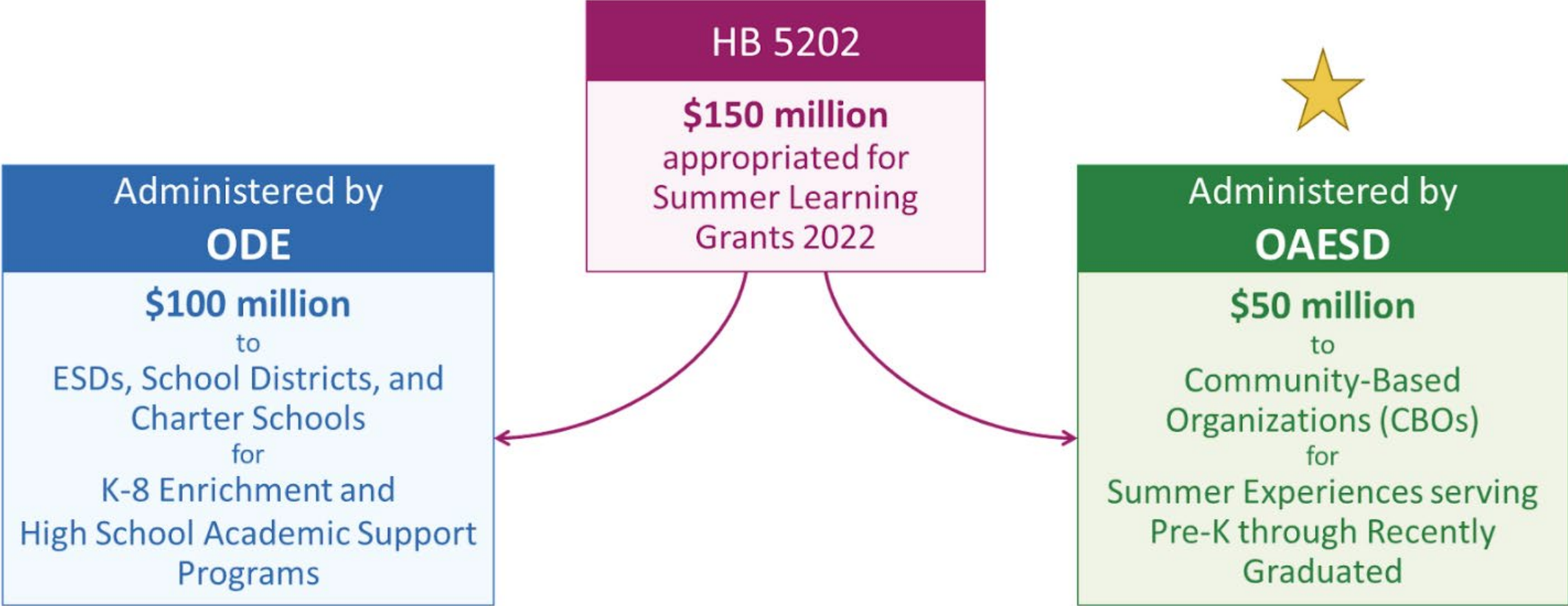
Amber Eaton, Executive Director

January 26, 2023



*Back to Youth


















Distribution

- 370 organizations
- 377 grant projects
- 33 counties (no programs in Wasco, Sherman and Lake counties)
- \$47 million distributed

Types of programs offered

	Count	Percent	
Arts	226	62%	
Social emotional learning	220	61%	
Outdoor or environmental education	207	57%	
STEM/STEAM	197	54%	
Literacy	104	29%	
Mentoring	172	48%	
Service Learning	86	24%	
Sports/Recreation	214	59%	
Summer Academics	143	40%	
Civics education	23	6%	
Workforce development	136	38%	
Museum education	37	10%	
Other	72	20%	






Impact

- Nearly 240,000 participants
- 91% attendance (average over all programs)
- Highest engagement is
 - grades 1-5
 - White and Hispanic students
 - Priority populations most served: rural; those experiencing poverty, homelessness or in foster care; students of color and tribal/indigenous youth



*REAP

Breakdown of costs for organizations

	Total Amount	% of Total Spending	
Personnel costs	\$23,793,660.59	50%	
Materials and supplies	\$9,688,875.74	20%	
Third party contracts	\$5,830,394.81	12%	
Additional insurance	\$904,682.72	2%	
Other costs	\$7,172,504.47	15%	

Insurance Costs (only for programs that bought additional insurance)

Average Cost	\$4,227.49
Median Cost	\$2,500.00
Top Quartile	\$41,956.00
3rd Quartile	\$5,493.00
Middle Quartile	\$2,500.00
Bottom Quartile	\$1,106.98
Average % of budget	5%
Median % of budget	3%





Recommendations include:

- Provide consistent, sustainable funding for similar grants in future years, while ensuring that any future grant funds are available earlier in the year
- Create more formalized grant processes that include streamlined systems for applications, communication, and reporting
- Ease the burden of insurance requirements
- Provide support and resources to build capacity in community-based organizations
- Seek other opportunities to facilitate connection between education entities and the non-profit child/family-centered organizations in the region