

The seal of the Oregon Criminal Justice Commission is a large, light-colored watermark in the background. It features a central illustration of a classical building with a pediment and columns, topped with a flag. The words "CRIMINAL JUSTICE COMMISSION" are arched across the top, and "STATE OF OREGON" is arched across the bottom.

Deflection in Oregon

Update for the Joint Addiction and Community Safety Response Committee

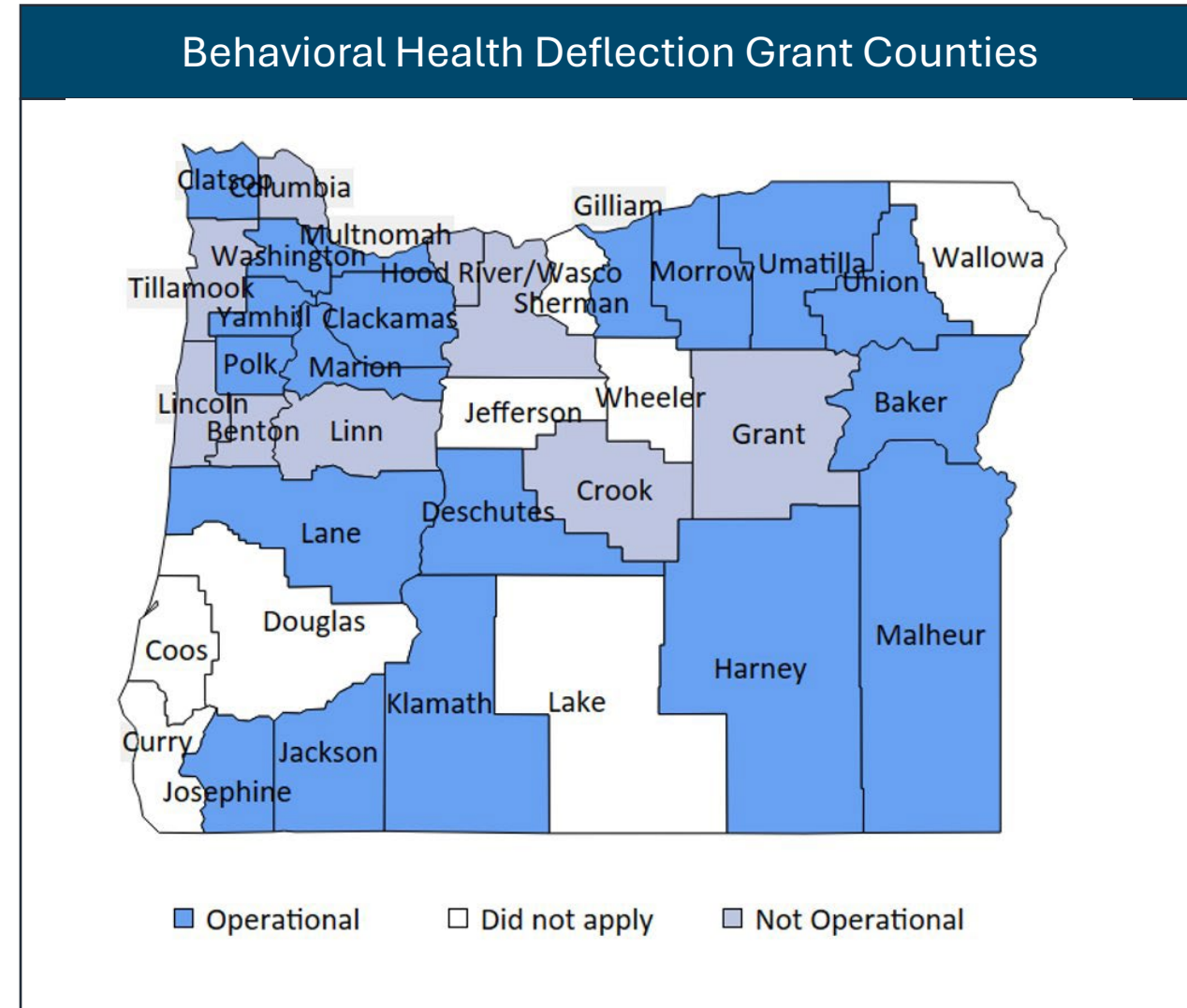
24 September 2024

Ken Sanchagrin

Executive Director, Oregon Criminal Justice Commission

Oregon BHD Grant: Overview

- HB 4002 created the Oregon Behavioral Health Deflection Grant Program and capitalized it with \$20,708,200 to be awarded via formula.
- 28 counties, representing 27 programs, applied for BHD program funding.
- Most counties (25) are focusing on LEAD-like officer referral programs. Some programs also include mobile crisis and behavioral health centers.
- 19 programs are currently operational, with others scheduled to come on line in early 2025.



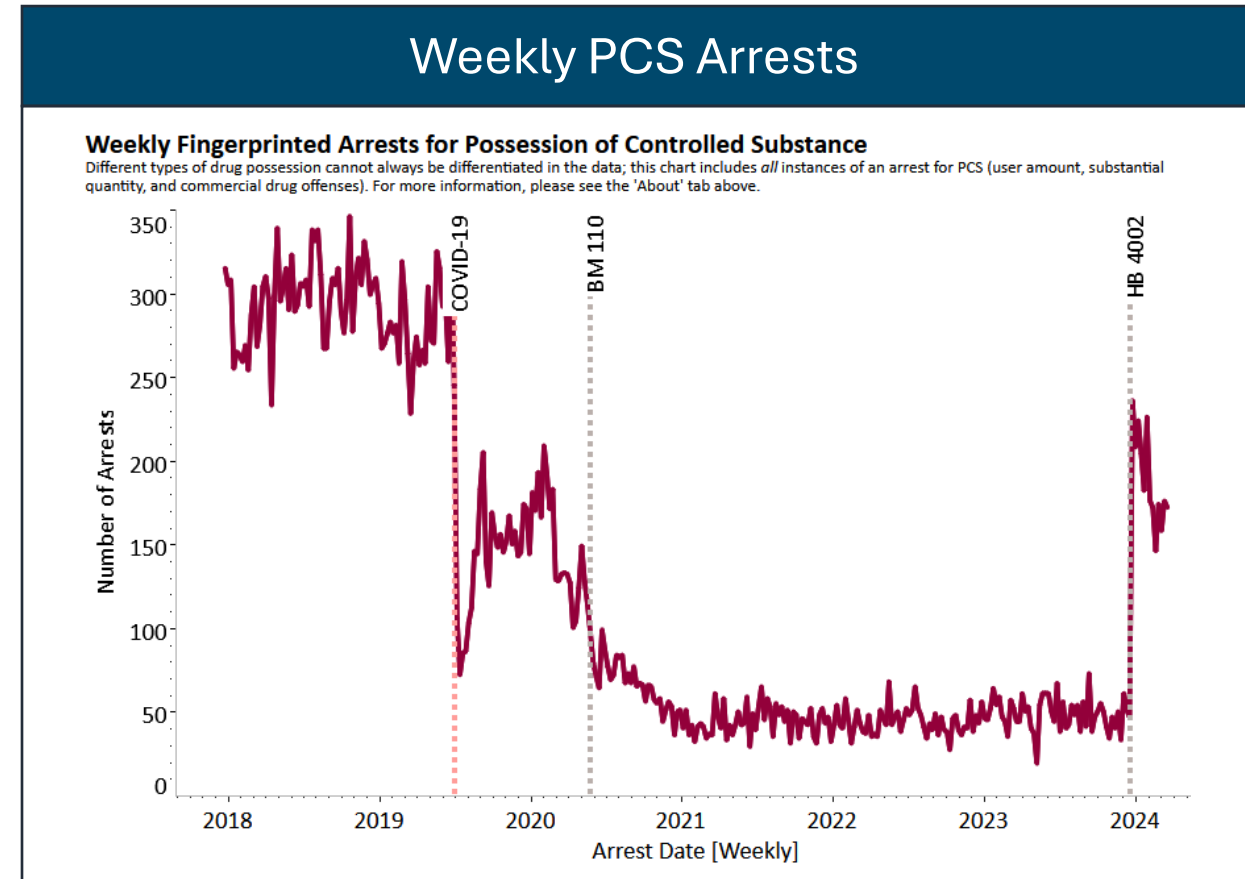
Post-4002 Data: CJC Dashboard

- The CJC released a dashboard on 1 September for all things BHD.
 - Initially, CJC only posted data on arrests for PCS.
 - Last month, CJC added a tab for court cases.
 - Currently, the dashboard is updated weekly.
 - As additional data becomes available, we plan to add data on deflections, conditional discharges, convictions, etc.
 - Eventually, there will also be the ability to filter by demographics, county, etc.

The screenshot shows a web dashboard titled "CJC Dashboard" with a dark blue header. Below the header is a navigation menu with tabs for "Home", "About", "Arrests", "Cases", "Go to BHD Dashboard", and "Check Back Soon!". The main content area is white and features the text "Oregon Criminal Justice Commission" and "Possession of Controlled Substance Data Dashboard" in bold. Below this, it says "Last Updated: December 4, 2024". At the bottom, there is a dark blue footer with the Oregon Criminal Justice Commission logo and name on the left, and "Possession of Controlled Substance Data Dashboard" on the right. In the bottom right corner, there are icons for "View on Tableau Public" and "Share".

Post-4002 Data: PCS Arrests Trends

- Between 1 Sept and 4 Dec, a total of nearly 2,500 arrests have been logged in LEDS for PCS.
 - Pre-COVID, there was an average of around 300 PCS arrests per week.
 - After an initial peak in September of 218 arrests per week, arrests have fallen to a weekly average of ~180 in October and ~170 in November.
- Around 26.5% (N=671) of PCS arrests are for a standalone PCS charge.
 - Around one quarter had preexisting warrants or were on supervision
 - Almost 22% were also booked for a property crime and 10% for a person crime.
 - The most common co-occurring crimes are Crim Trespass II (384), FTA II (227), Theft II (198), and Felon in Possession of a dangerous weapon (173).



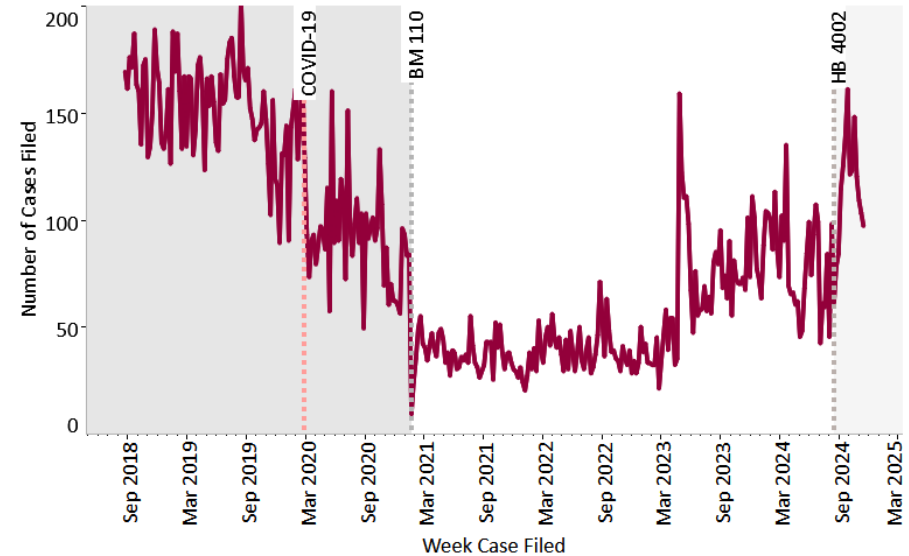
Post-4002 Data: PCS Case Trends

- Between 1 September and 29 November, a total of 1,522 cases have been filed for the new drug enforcement misdemeanor.
 - The most common drug encountered was meth, which accounts for around two-thirds of all cases.
 - Nearly 60 percent of DEM cases are standalone, which means there are no other accompanying charges.
 - The most common co-occurring charges are for Crim Trespass II (168), Theft II (101), Theft III (67), ID Theft (59), False Info to LE (52), Felon in Possession (42).

Weekly PCS Cases*

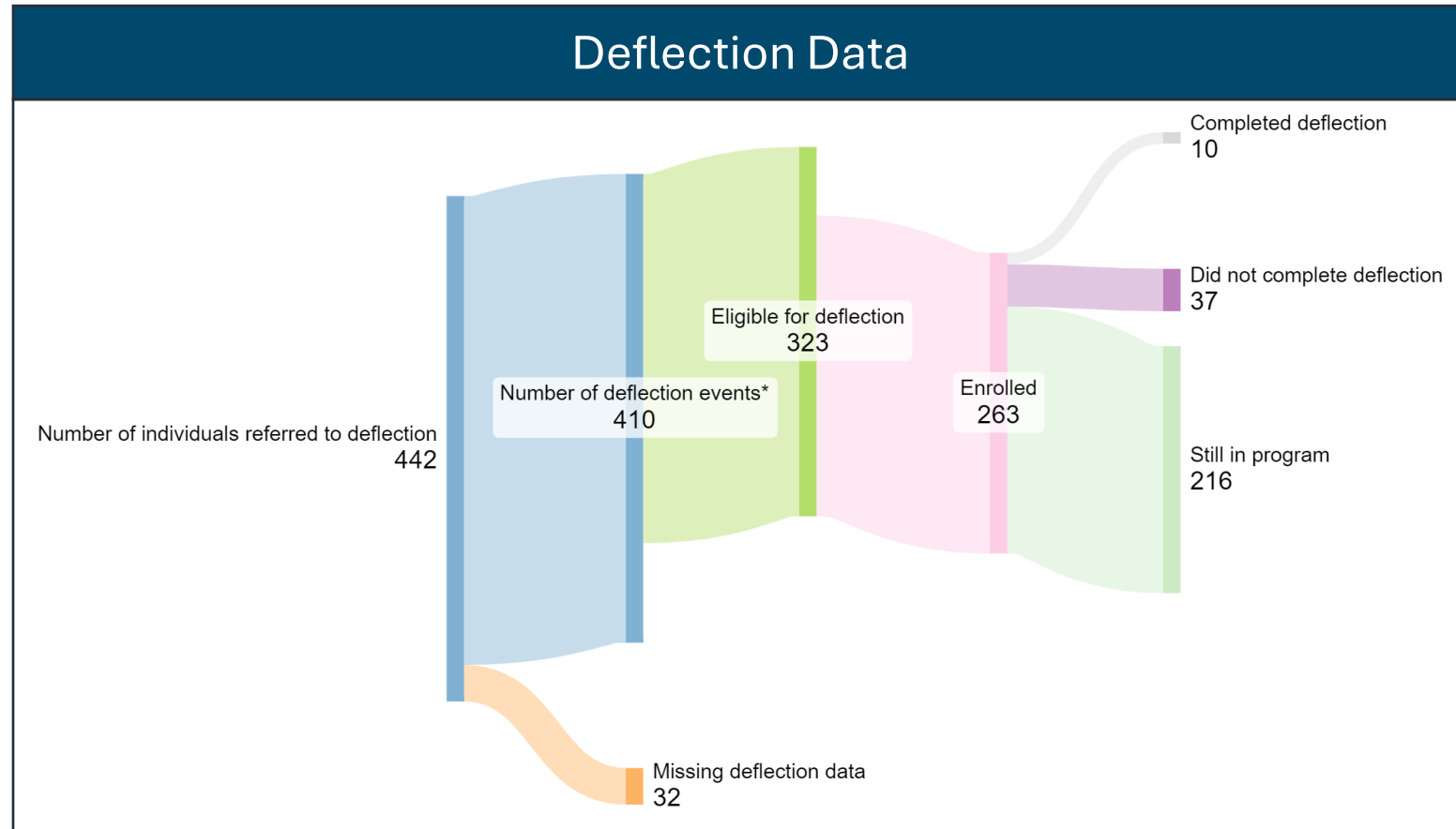
The chart below shows the number of DEM or user-quantity PCS cases filed by week. The data include charges for equivalent PCS crimes over time:
September, 2018 - February, 2021: Class A Misdemeanors;
February, 2021 - September, 2024: Class E Violations;
September, 2024 - November, 2024: Class U Misdemeanors.

Weekly Cases Filed for User-Quantity Possession of Controlled Substances



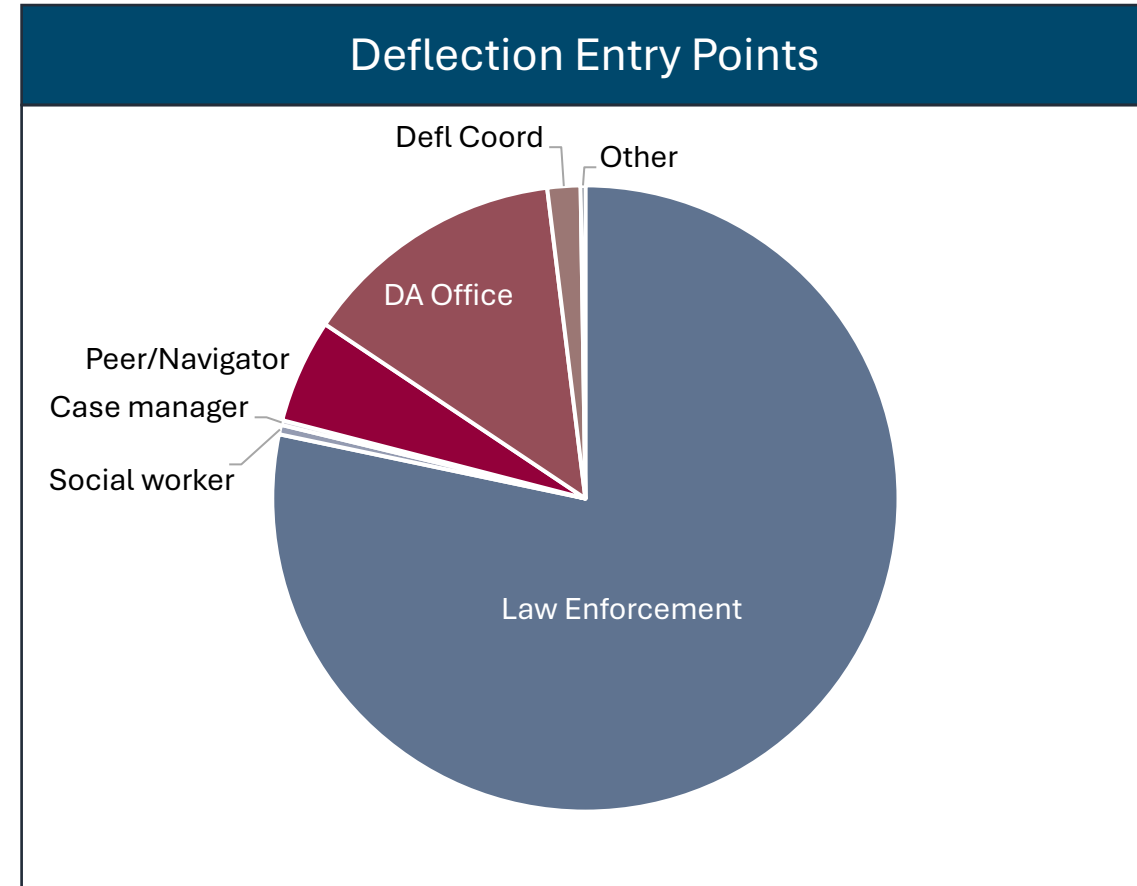
Post-4002 Data: Deflection Data Trends

- Between 1 Sept and 4 Dec, a total of 442 individuals have been referred to deflection.
 - The top reasons for being ineligible for deflection are prior disqualifying conviction (16), failure to appear in court (12), and not a county resident (13).
- The vast majority of deflection participants are still enrolled. It will be some time before we can accurately estimate program completion rates (due to the length of engagement required in some programs).



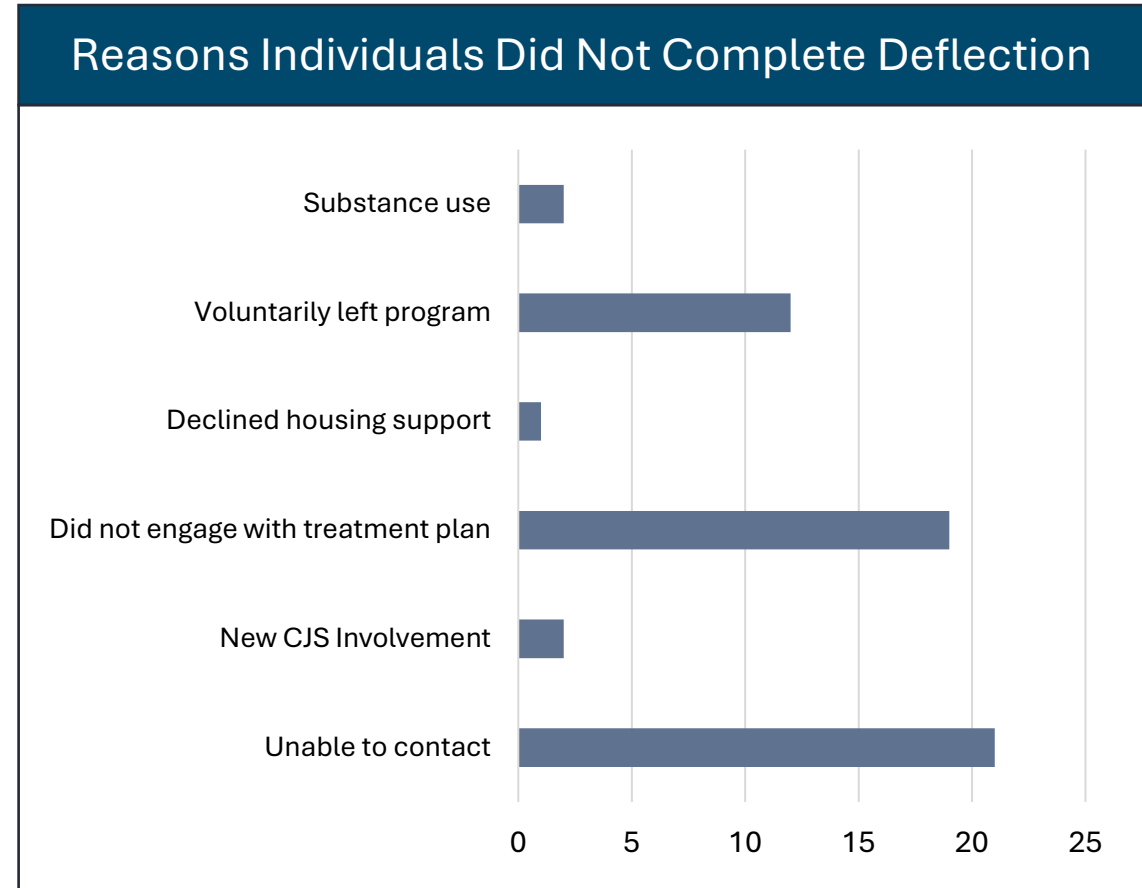
Post-4002 Data: Deflection Data Trends

- Entry into deflection programs primarily comes via law enforcement.
 - Most program entrants either have been charged with PCS or could be charged with PCS.
 - Other referral pathways are allowed and encouraged, but not common as of this time.



Post-4002 Data: Deflection Data Trends

- So far, 70 individuals have not completed their deflection program.
 - By far, most of these individuals did not engage with the program as required (~75%).
 - Two individuals continued to engage in substance use and two logged new criminal justice system involvement.





Questions?



Contact:

Ken Sanchagrin
ken.sanchagrin@cjc.oregon.gov
971-719-6000



Feedback?