

2024 Wildfire Season

Presentation to the House Interim Committee on Emergency Management,
General Government, and Veterans

September 23, 2024



Oregon Department of Forestry Update

Kyle Williams, ODF Deputy Director of Fire Operations





Statewide Fires Map


Year-to-date
Sept. 16, 2024

12 FEMA FMAGs:
Darlene 3, Larch Creek, Lone Rock, Falls Fire, Battle Mountain Complex (Monkey Creek, Snake, NF Owens), Boneyard Fire & Courtrock Fire, Durkee, MM 132, Elk Lane, Lee Falls Fire, Copperfield, Rail Ridge



2024 Oregon Wildfires

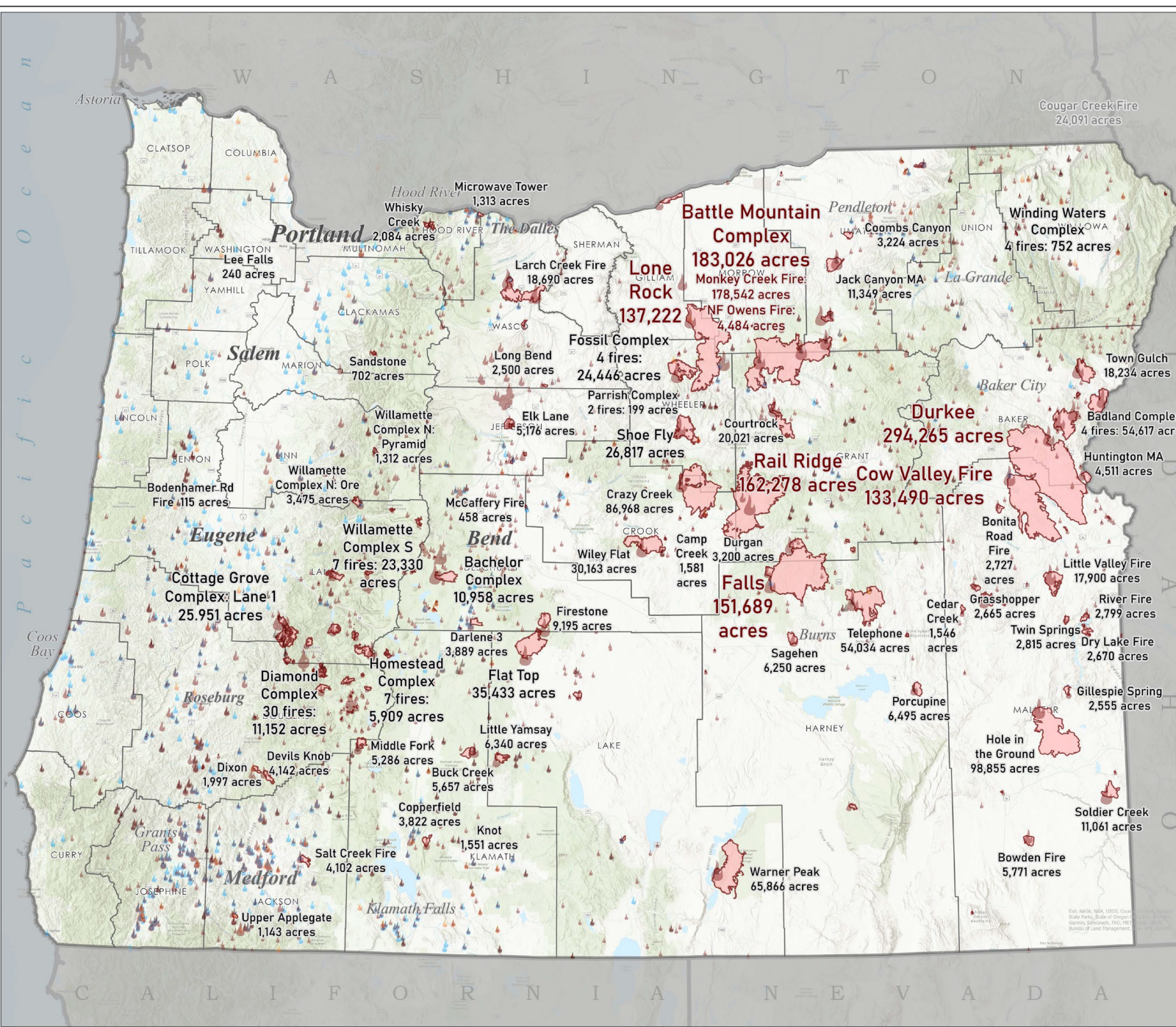
9/16/2024
Year to Date



1.9+ Million Acres Burned

6 Megafires (>100K acres)

Oregon's 10-Year Annual Average: 621,044 Acres Burned





ODF Fire Statistics

Sept. 16, 2024

2024 Year To Date		
	Fires	Acres
Lightning	207	195,877
Human (and UI)	614	92,765
Total	821	288,642
10-Year Average (2014-2023 Year To Date)		
Lightning	229	42,023
Human	666	68,588
Total	895	110,611

93%

fires kept at 10 acres
or less to date in 2024

330,840 impact acres
on ODF-protection
from all statewide fires

2024 vs 2023 YTD:
288,942 vs 17,216 acres
~17 times greater than 2023

2024 vs 10-year average YTD:
288,942 vs 110,611 acres
~3 times greater than 10-year
average

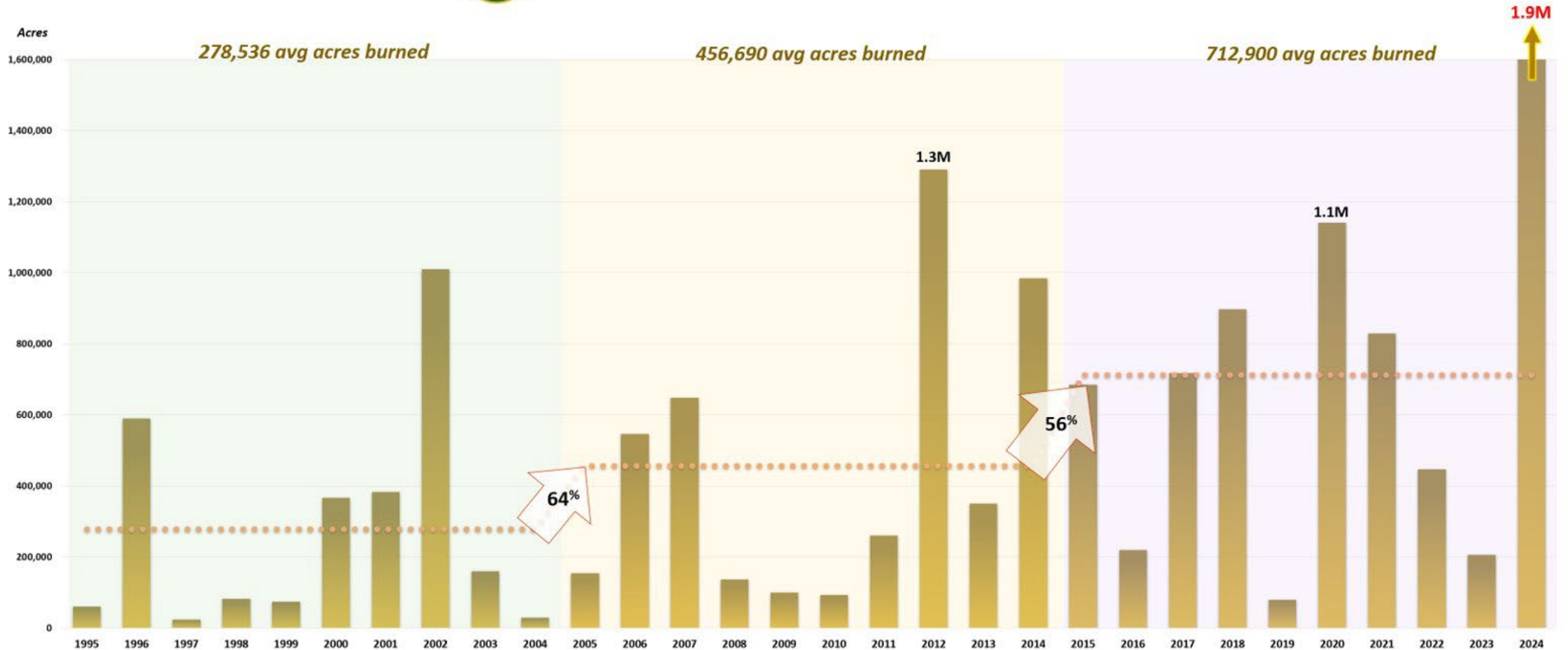


Acres Burned by Decade – All Jurisdictions



Oregon All Agencies - Wildfire Acres Burned by Decade

9/16/2024, NIFC, NWCC, ODF.



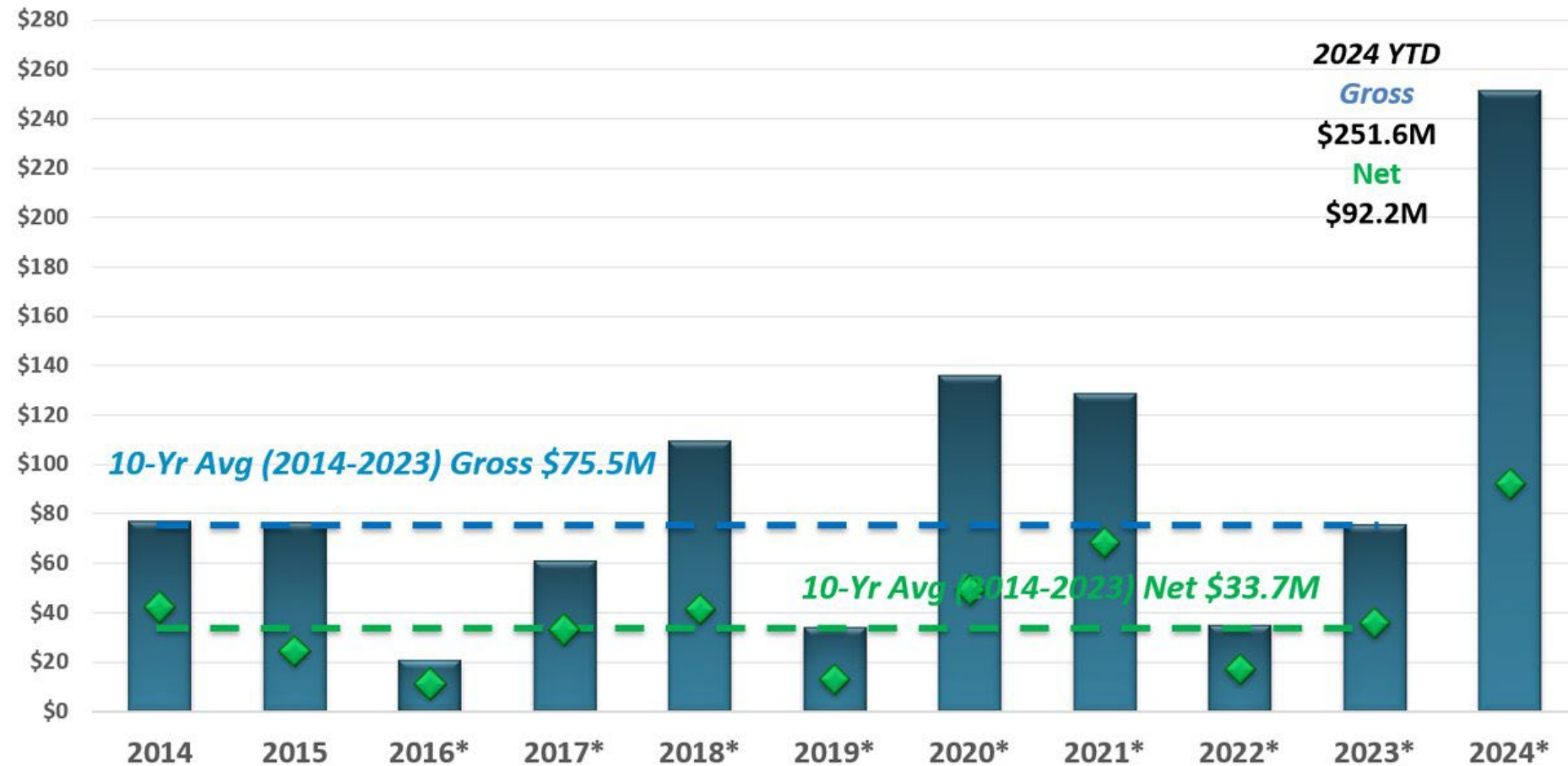


ODF Large Fire Costs 2014 - 2024

ODF Protection Finance and EFCC Data 9/12/2024.
Values include non-jurisdictional fires for 2013-2023.
Ten year average shown.

■ Gross Costs
◆ Net Costs

Costs
(Millions)



*includes draft claims figures



OREGON STATE FIRE MARSHAL

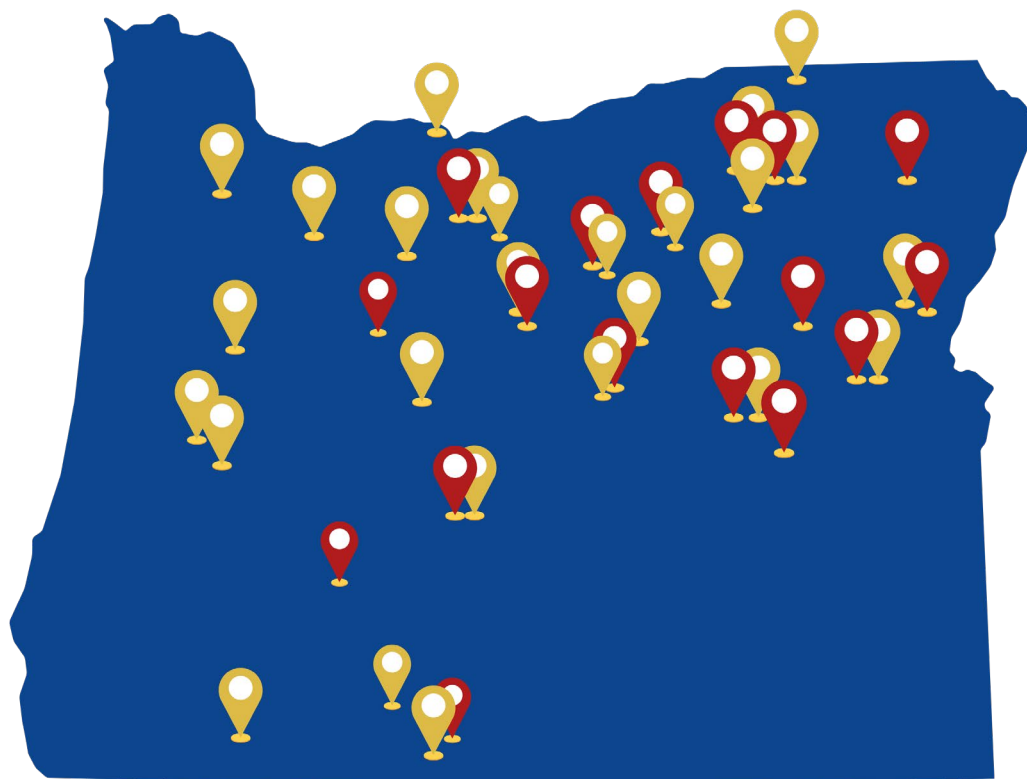
UPDATE

Mariana Ruiz-Temple
State Fire Marshal



MOBILIZATIONS

2024 FIRE SEASON



CONFLAGRATION



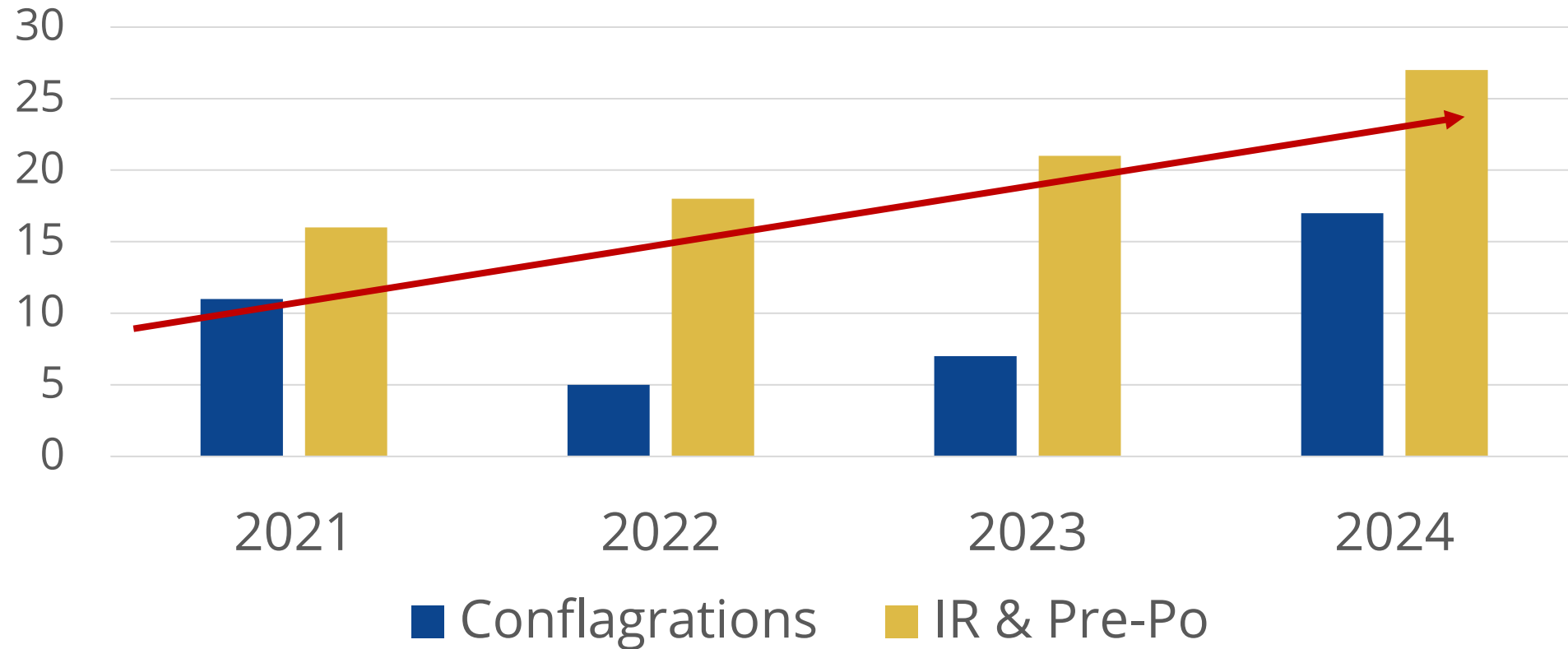
IMMEDIATE RESPONSE
& PRE-POSITION

- 17 conflagrations
- 27 Immediate Response & Pre-Position assignments
- EMAC mobilizations from four states
- Aircraft agreement with ODF



COMPARISON

2024 FIRE SEASON





COSTS

2024 FIRE SEASON

Structures threatened or lost

- 17,070 homes and 9,165 structures threatened
- 132 structures and 42 homes lost

Costs

- \$29.82 million – Conflagrations
- \$4.77 million - Immediate Response & Pre-Position
- **\$34.59 total**





SUCCESSSES & CHALLENGES

2024 FIRE SEASON

RECORD-BREAKING YEAR

Successes

- Oregon's Fire Mutual Aid System
- Immediate Response and Pre-position
- Engine Program
- 2024 Wildfire Seasonal Staffing Grant

Challenges

- Sustaining operational tempo and workload
- One-time funding





LOOKING TO THE FUTURE

2024 FIRE SEASON

- Sustained investments into Community Wildfire Risk Reduction Program and Response Ready Oregon
- Stabilized mobilization fund
- Oregon Wildfire Funding Workgroup



THANK YOU

