

2024 Wildfire Season

Presentation to the Senate Committee on Veterans, Emergency
Management, Federal and World Affairs

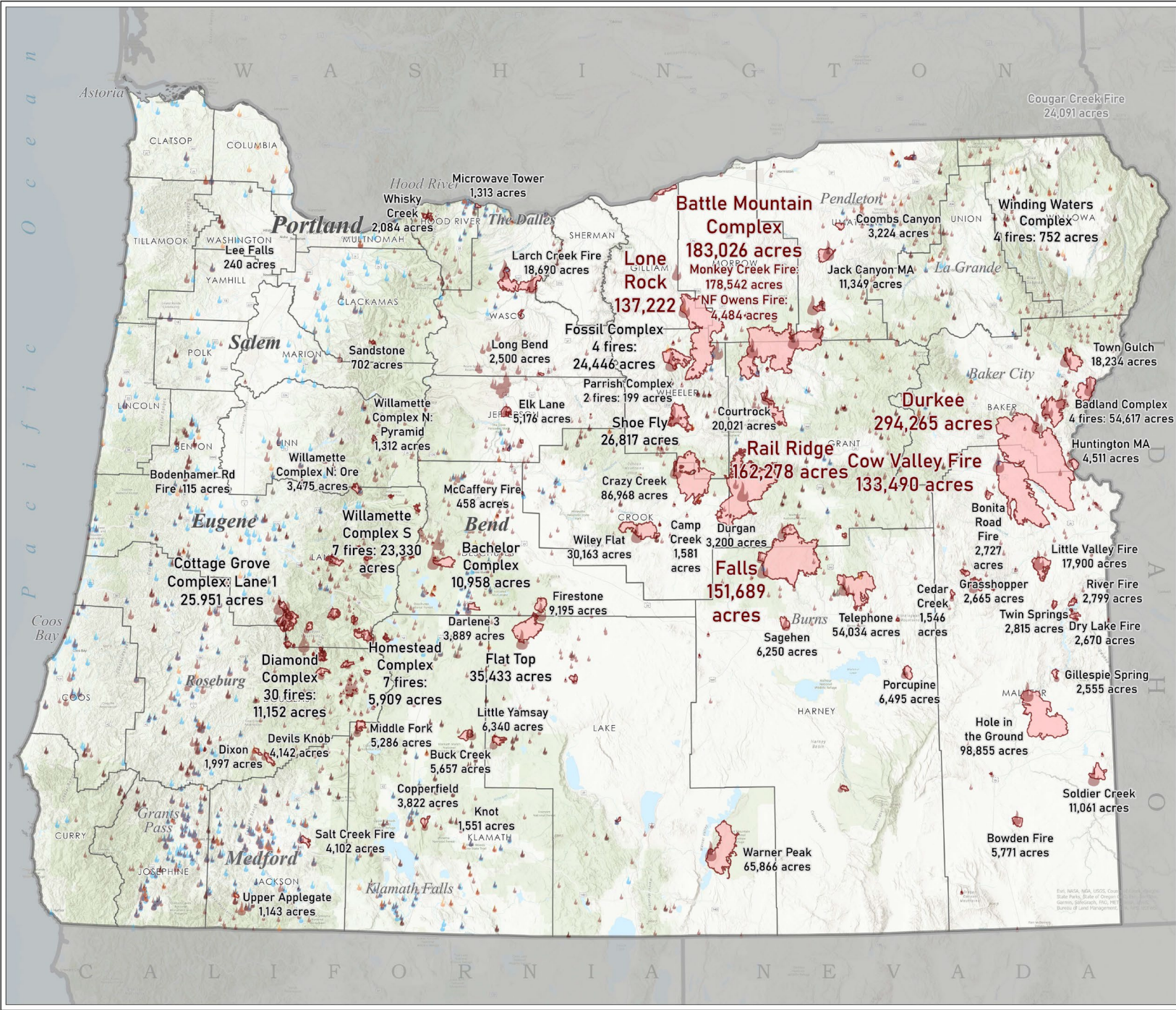
September 23, 2024



Oregon Department of Forestry Update

Kyle Williams, ODF Deputy Director of Fire Operations





**2024
Oregon
Wildfires**

9/16/2024
Year to Date

- Human Caused Fires
- Lightning Fires
- Under Investigation
- Perimeters

**1.9+ Million
Acres Burned**

**6 Megafires
(>100K acres)**

**Oregon's
10-Year
Annual
Average:
621,044
Acres Burned**

- Land Management**
- State
 - Private
 - BLM
 - USFS
 - NPS
 - FWS
 - BIA, Other Fed & Other



Statewide Fires Map

*Year-to-date
Sept. 16, 2024*

12 FEMA FMAGs:

Darlene 3, Larch Creek, Lone Rock, Falls Fire, Battle Mountain Complex (Monkey Creek, Snake, NF Owens), Boneyard Fire & Courtrock Fire, Durkee, MM 132, Elk Lane, Lee Falls Fire, Copperfield, Rail Ridge



ODF Fire Statistics

Sept. 16, 2024

2024 Year To Date		
	Fires	Acres
Lightning	207	195,877
Human (and UI)	614	92,765
Total	821	288,642
10-Year Average (2014-2023 Year To Date)		
Lightning	229	42,023
Human	666	68,588
Total	895	110,611

93%

fires kept at 10 acres
or less to date in 2024

330,840 impact acres
on ODF-protection
from all statewide fires

2024 vs 2023 YTD:
288,942 vs 17,216 acres
~17 times greater than 2023

2024 vs 10-year average YTD:
288,942 vs 110,611 acres
~3 times greater than 10-year
average

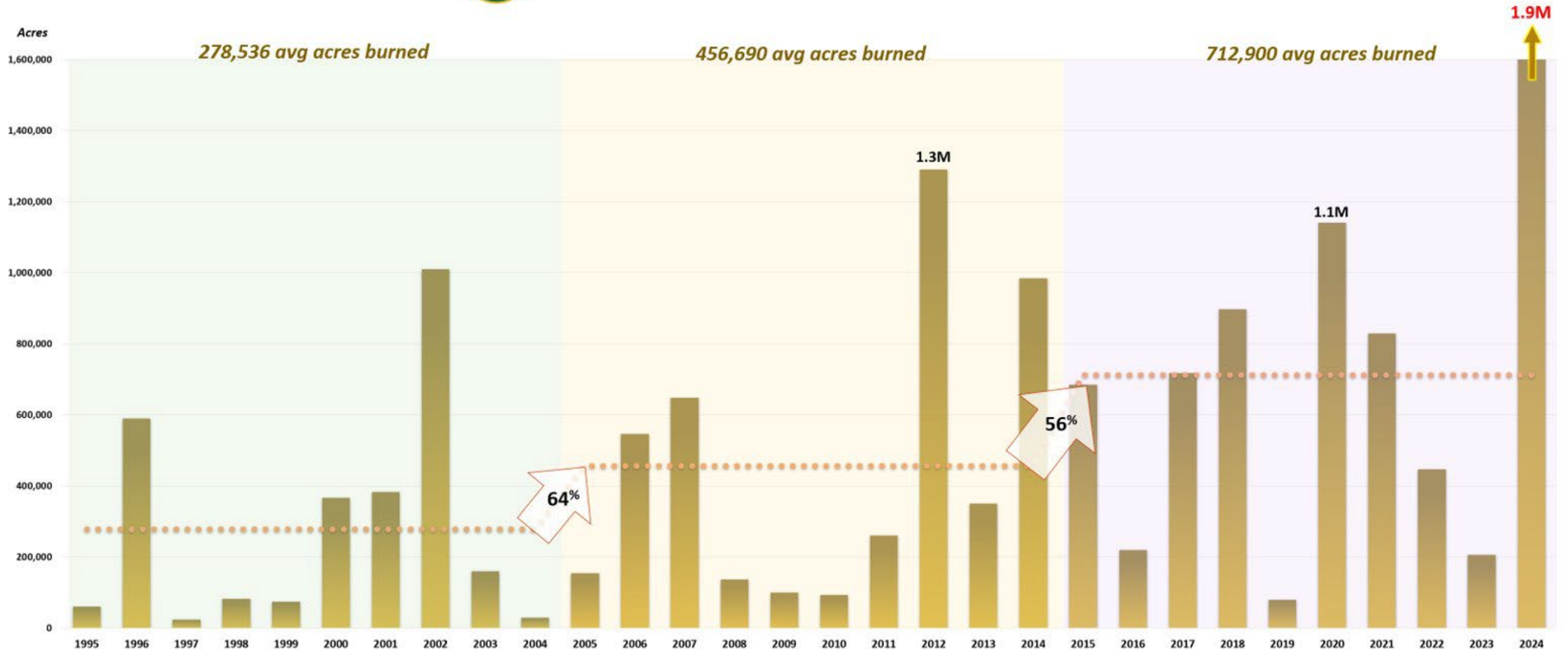


Acres Burned by Decade – All Jurisdictions



Oregon All Agencies - Wildfire Acres Burned by Decade

9/16/2024, NIFC, NWCC, ODF.



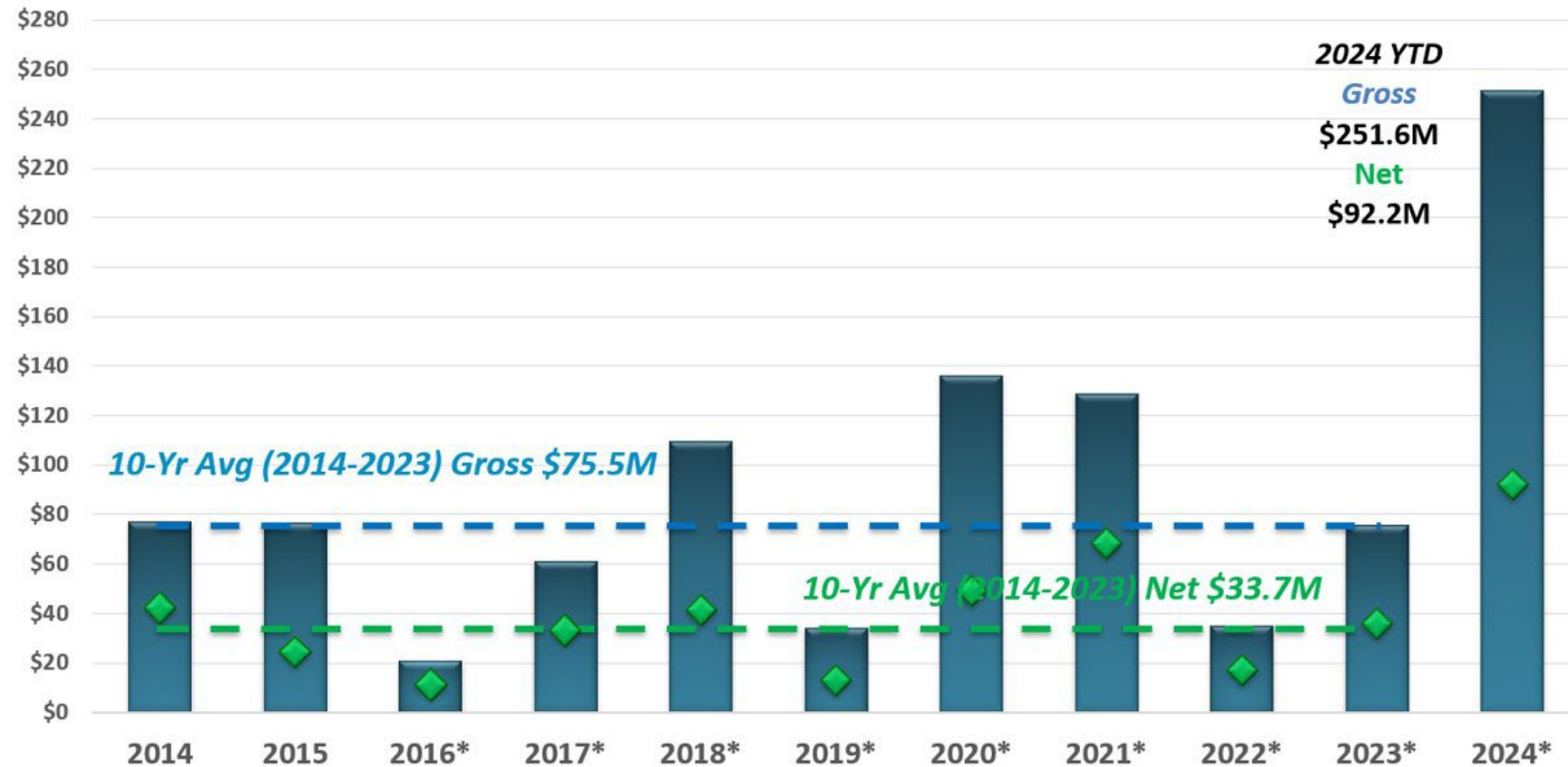


ODF Large Fire Costs 2014 - 2024

ODF Protection Finance and EFCC Data 9/12/2024.
Values include non-jurisdictional fires for 2013-2023.
Ten year average shown.

■ Gross Costs
◆ Net Costs

Costs
(Millions)



*includes draft claims figures



OREGON STATE FIRE MARSHAL

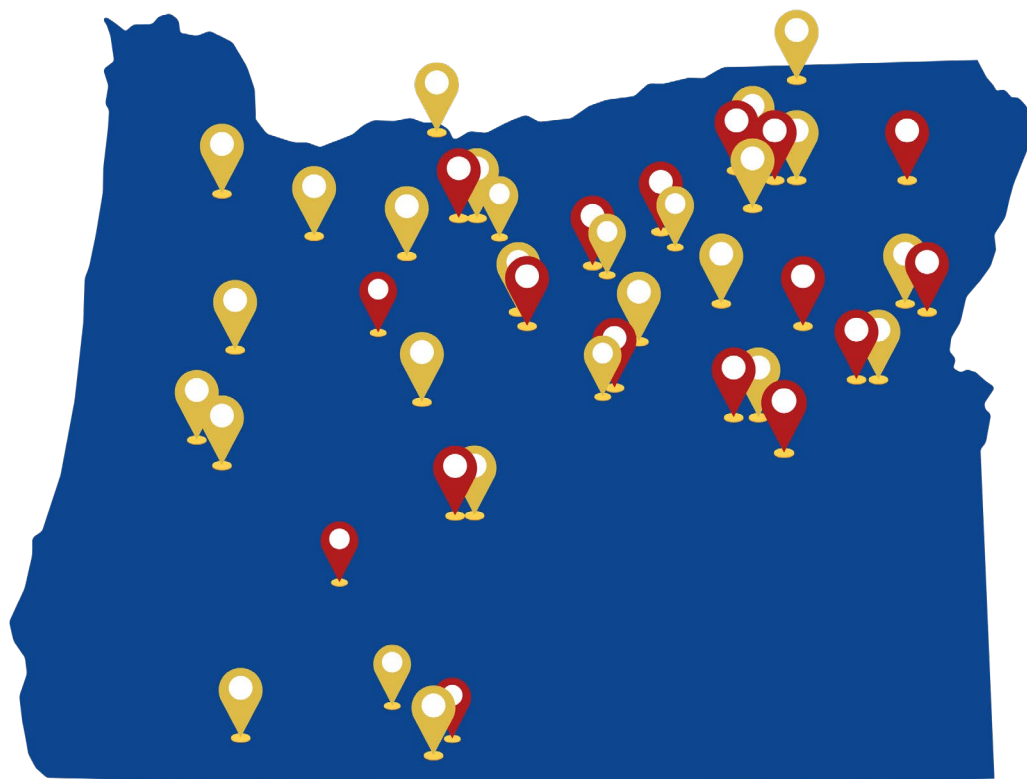
UPDATE

Mariana Ruiz-Temple
State Fire Marshal



MOBILIZATIONS

2024 FIRE SEASON



CONFLAGRATION



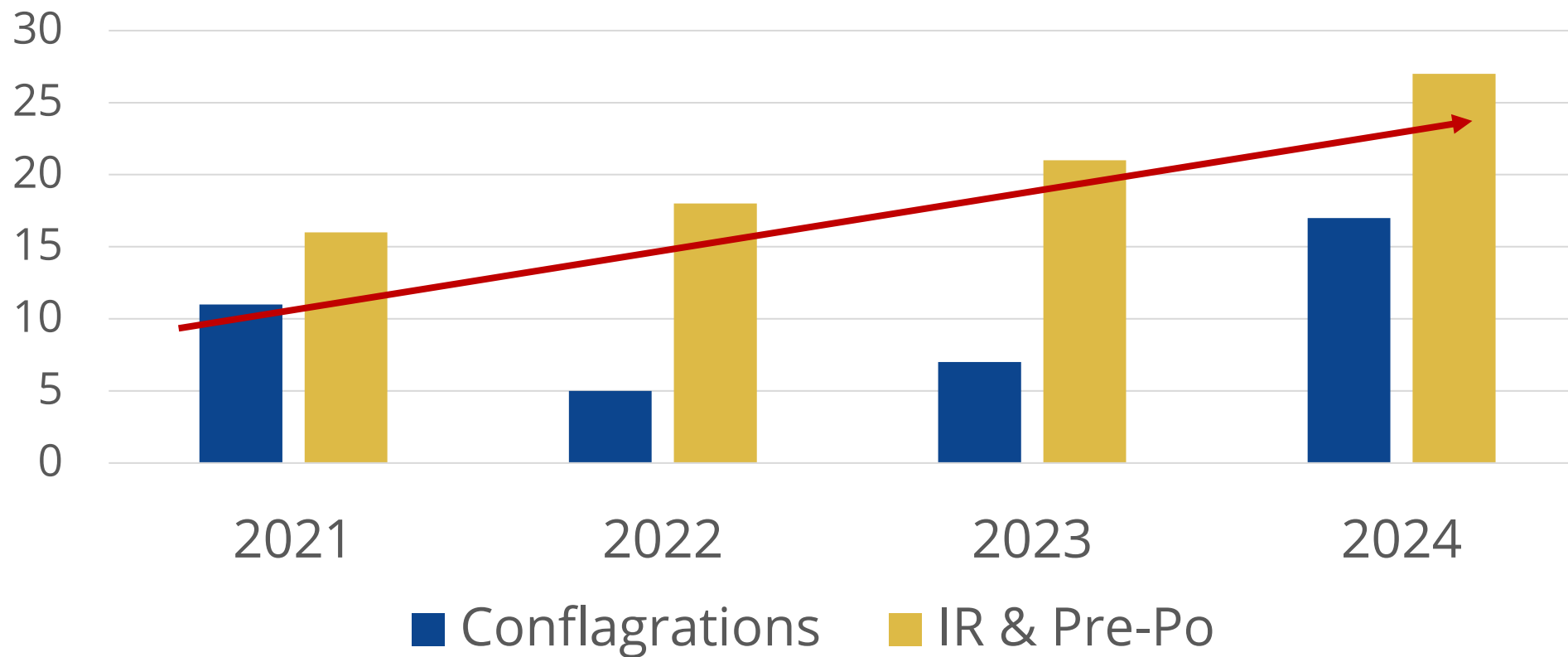
IMMEDIATE RESPONSE
& PRE-POSITION

- 17 conflagrations
- 27 Immediate Response & Pre-Position assignments
- EMAC mobilizations from four states
- Aircraft agreement with ODF



COMPARISON

2024 FIRE SEASON





COSTS

2024 FIRE SEASON

Structures threatened or lost

- 17,070 homes and 9,165 structures threatened
- 132 structures and 42 homes lost

Costs

- \$29.82 million – Conflagrations
- \$4.77 million - Immediate Response & Pre-Position
- **\$34.59 total**





SUCCESSSES & CHALLENGES

2024 FIRE SEASON

Record-breaking fire season

Successes

- Oregon's Fire Mutual Aid System
- Immediate Response and Pre-position
- Engine Program
- 2024 Wildfire Seasonal Staffing Grant

Challenges

- Sustaining operational tempo and workload
- One-time funding





LOOKING TO THE FUTURE

2024 FIRE SEASON

- Sustained investments into Community Wildfire Risk Reduction Program and Response Ready Oregon
- Stabilized mobilization fund
- Oregon Wildfire Funding Workgroup





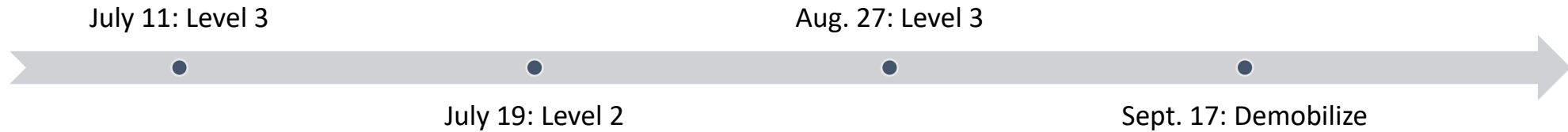
OREGON DEPARTMENT OF **EMERGENCY MANAGEMENT**

OEM Update

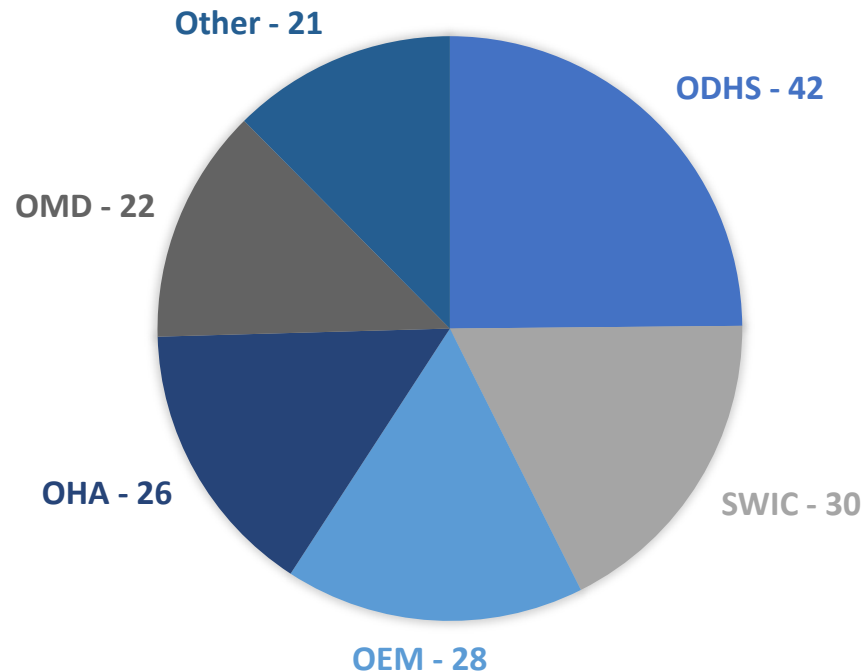
Traci Naile, Response Section Manager



State ECC 2024 Wildfire Monitoring



169 MISSIONS



EMAC MISSIONS FOR OSFM

3 strike teams – CA	\$2,684,055.05
13 task forces – WA, ID, UT	\$4,962,057.58
Total	\$7,646,112.63

EMAC MISSIONS FOR STATE ECC

Statewide interoperability coordinator	\$5,908.72
Planning section chief	\$10,299.96
Situation unit leader	\$7,823.88
Total	\$24,032.56



OREGON'S EMERGENCY MANAGEMENT FUNCTIONS

RESPONSE PHASE EMERGENCY SUPPORT FUNCTIONS (ESF)

ESF 1: TRANSPORTATION	 SRF 6
ESF 2: COMMUNICATIONS	 SRF 6
ESF 3: PUBLIC WORKS	 SRF 6
ESF 4: FIREFIGHTING	 SRF 1
ESF 5: INFORMATION & PLANNING	 SRF 1
ESF 6: MASS CARE	 SRF 4
ESF 7: RESOURCE SUPPORT	 SRF 6
ESF 8: HEALTH & MEDICAL	 SRF 1
ESF 9: SEARCH & RESCUE	 SRF 3
ESF 10: HAZARDOUS MATERIALS	 SRF 7
ESF 11: AGRICULTURAL, ANIMALS & NATURAL RESOURCES	 SRF 7
ESF 12: ENERGY	 SRF 3
ESF 13: LAW ENFORCEMENT	 SRF 6
ESF 14: BUSINESS & INDUSTRY	 SRF 1
ESF 15: PUBLIC INFORMATION	 SRF 2
ESF 16: VOLUNTEERS & DONATIONS	 SRF 1
ESF 17: CYBER & CRITICAL INFRASTRUCTURE SECURITY	 SRF 4
ESF 18: MILITARY SUPPORT	 SRF 6

RECOVERY PHASE STATE RECOVERY FUNCTIONS (SRF)

 SRF 1: COMMUNITY PLANNING & CAPACITY BUILDING (ESF 4, 5, 7, 13, 15, 18)
 SRF 2: ECONOMIC RECOVERY (ESF 14, 17)
 SRF 3: HEALTH SERVICES (ESF 8, 11)
 SRF 4: SOCIAL SERVICES (ESF 6, 16)
 SRF 5: DISASTER HOUSING (ESF 6, 16)
 SRF 6: INFRASTRUCTURE SYSTEMS (ESF 1, 2, 3, 12, 17)
 SRF 7: NATURAL & CULTURAL RESOURCES (ESF 10,11)



OREGON STATE EMERGENCY SUPPORT FUNCTIONS (ESF) QUICKSHEET



ESF 1
TRANSPORTATION



ESF 2
COMMUNICATIONS



ESF 3
PUBLIC WORKS



ESF 4
FIREFIGHTING



ESF 5
INFORMATION & PLANNING



ESF 6
MASS CARE



ESF 7
RESOURCE SUPPORT



ESF 8
HEALTH & MEDICAL



ESF 9
SEARCH & RESCUE



ESF 10
HAZARDOUS MATERIALS



ESF 11
AGRICULTURE, ANIMALS
& NATURAL RESOURCES



ESF 12
ENERGY



ESF 13
LAW ENFORCEMENT



ESF 14
BUSINESS & INDUSTRY



ESF 15
PUBLIC INFORMATION



ESF 16
VOLUNTEERS & DONATIONS



ESF 17
CYBER & CRITICAL
INFRASTRUCTURE SECURITY



ESF 18
MILITARY SUPPORT



Statewide Wildfire Recovery

- State Recovery Functions 1, 2, 6, and 7 activated
- Damage assessments
 - Training for residential collection completed
 - Initial for public assistance in progress
- Technical assistance being provided to long-term recovery groups
- Extended deadline for presidential declaration requests
- Connections with philanthropic community for unfunded resource requests in progress
- Critical need for agricultural recovery
 - Extensive grazing land loss
 - Assessing habitat loss, fencing issues
- Significant damage reported by public and private power utilities; one private nonprofit reporting damages over \$8 million

Thank you

