



2024 Winter Storm Response

Christopher Voss
Director, Multnomah County
Office of Emergency Management

Multnomah County
Emergency Management
May 2024

January 12-21 the largest response of the 2023/2024 Season



Multnomah County // Winter Storm Response

- Extreme cold temperatures, sleet, freezing rain, accumulating snow and ice, and high winds caused downed trees and power lines, widespread extended power outages
- January 12th, 2024
 - Emergency Declaration Declared for County
 - County Severe Weather Shelter thresholds met
 - Emergency Operations Center Activated (Partial)
- Corbett Water Shortage
- Outages - 165,000 PGE and 46,000 PacifiCorp (Peak)



Multnomah County // Weather Conditions and Health Impacts

- 1,320 total emergency room/urgent care visits January 12th to January 21st for weather related causes, including cold-related illness, falls and carbon monoxide poisoning.

	1/12/24	1/13/24	1/14/24	1/15/24	1/16/24	1/17/24	1/18/24	1/19/24	1/20/24	1/21/24	Totals
Low Temp	21	15	18	22	20	25	34	36	35	37	-
High Temp	40	21	23	30	27	34	36	39	43	41	-
Cold Caused Emergency Medical Visits	15 (includes 1/9-1/11)	30	16	13	6	8	9	4	4	4	109
Carbon Monoxide Emergency Medical Visits	n/a	n/a	n/a	12***	6	1	0	0	0	0	19
Fall Emergency Medical Visits	n/a	n/a	n/a	n/a	n/a	n/a	192***	222	201	157	1,192
911 Calls	322	373	417	378	390	578	507	566	440	376	4,347
211 Calls	450	750	652	450	399	412	420	224	110	66	4,933

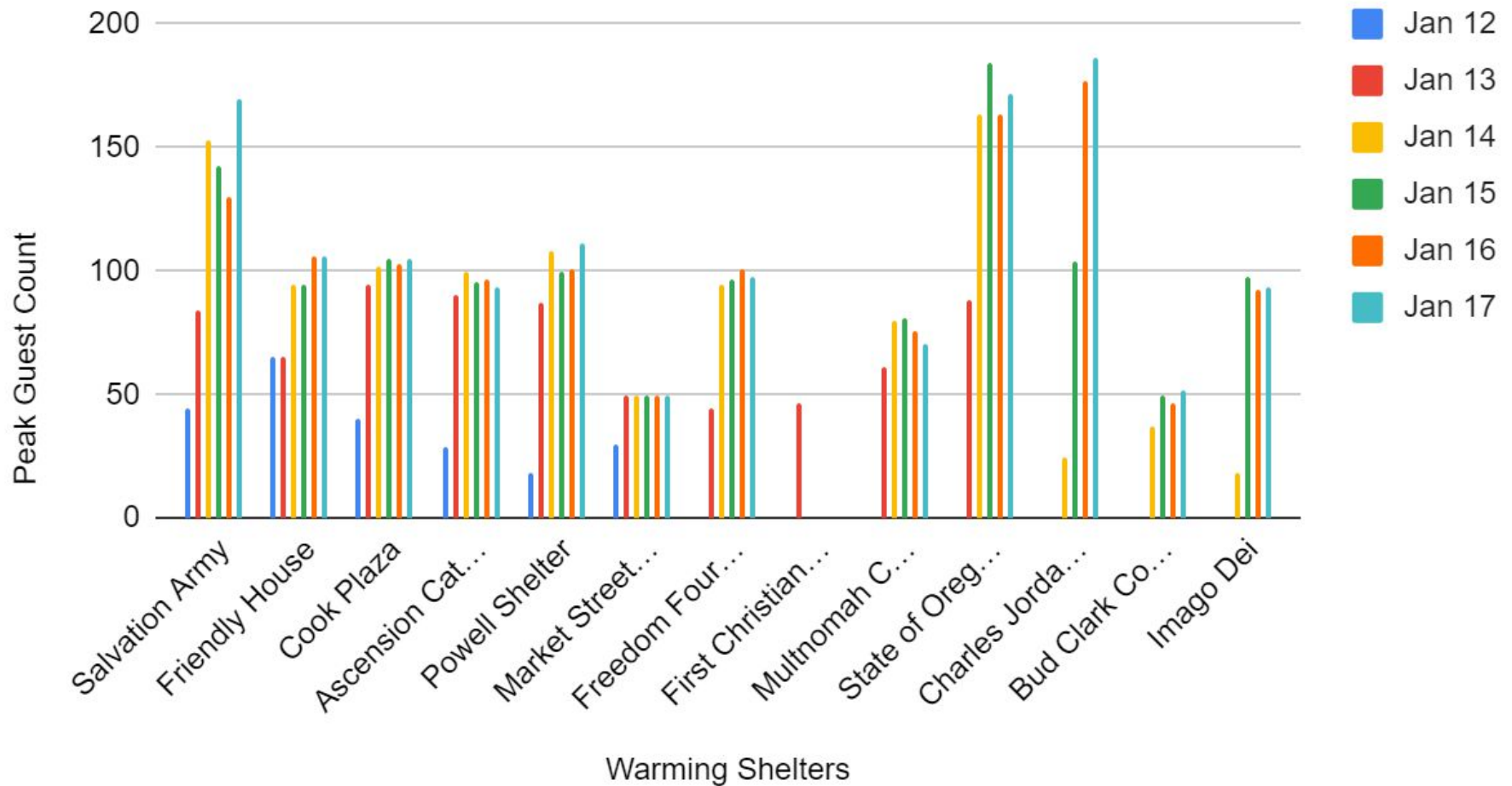
*Temperatures fluctuated throughout Multnomah County

**Date figures include overnight period

***number reflects first report collecting cumulative event info

Multnomah County // Shelter Locations

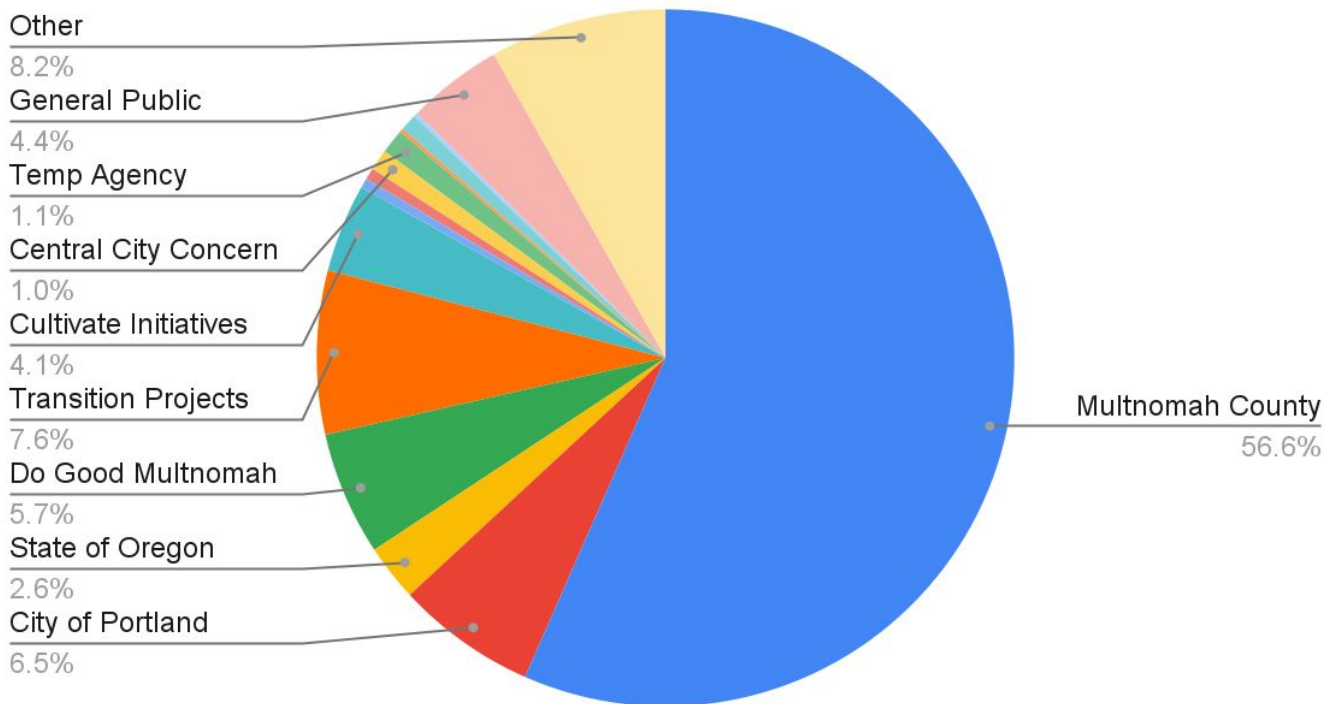
Winter Warming Shelters Daily Peak Numbers



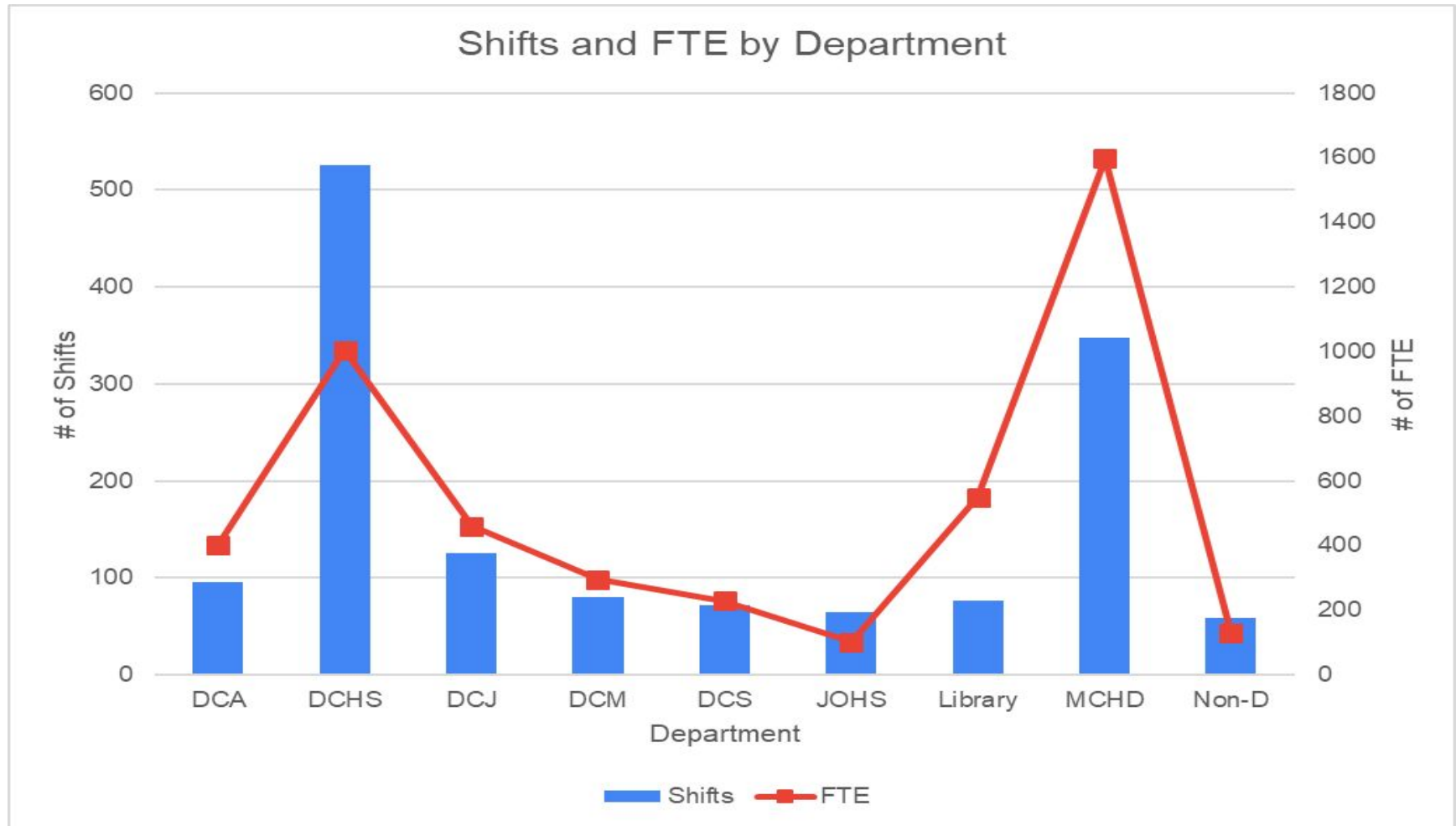
Multnomah County // Staffing Shifts

- **3,586** Shelter / Shelter Support shifts completed by **1,274** people (EOC, shelter staff, logistics roles, and transportation unit)

Percentage of Shifts Covered Throughout Activation



Multnomah County // Staffing Allocation by Department



Multnomah County // By the Numbers

- 12 - Number of Total Shelters Opened (Peak) 50% Increase
- 3,586 Total Shifts 211% Increase
- 7,650 - Number of Meals Served 163% Increase
- 404 - Rides Coordinated by the County 157% Increase
- 1060 - Resource Requests Completed 203% Increase
- 1,356 - Shelter Capacity (Peak) Record
- 144 - Hotel Rooms Occupied Record
- 260 - Pallets of Supplies Record



Multnomah County // Areas of Future Focus

1. Continue to engage and expand support from our partners during large scale shelter operations.
2. Identify larger and more resilient facilities for shelter use.
3. Continue to identify and train shelter and support staff year round.
4. Flexible planning when forecasts change or ground conditions are worse than anticipated.
5. Continue to focus on security.
6. Improving Countywide Facility Resilience for Severe Weather Operations.
7. Leverage existing passenger transportation resources.

Questions?

