

Prosperity 10,000 Executive Summary

July 2022 to June 2023



Synopsis

Prosperity 10,000, (P10K) part of the Senate Bill 1545 Future Ready Oregon series of investments, provides \$35 million dollars to Local Workforce Development Boards (LWBs) to expand capacity to provide proven workforce development services to vulnerable Oregonians - including career coaching, scholarships, work-based learning, stipends and other essential support services. LWBs invested their first allocation of \$15 million in General Funds based on a formula funding model in May of 2022, distribution completed in June of 2023. The final allocation of \$20 million dollars is being disbursed currently and will run through June of 2026.

Focus

Prosperity 10,000 investments are working to ensure services and resources available through WorkSource Oregon are provided to individuals from priority populations through increased access and focused support. This means building meaningful relationships and removing barriers to education, employment, and training and providing the wrap-around services individuals need to succeed. P10K investments also served to reinforce LWBs as a strategic convener, advocate, coach, mentor, and collaborative partner in supporting local nonprofit and community based organizations.

Priority Populations



- Communities of color
- Women
- Low-income communities
- Rural and frontier communities
- Veterans
- Persons experiencing disabilities
- Incarcerated and formerly incarcerated individuals
- Members of Oregon's nine federally recognized Indian tribes
- Individuals who disproportionately experience discrimination in employment based on age
- Individuals who identify as members of the LGBTQ+ community

Performance in Progress

Local Workforce Development Boards have engaged a total of **3,223** participants.

- **All** participants enrolled identified with at least one or more of the priority populations.
- Women account for nearly **46%** of participants.
- People of Color account for **44%** of all participants.
- **2,213** have completed program services where **82%** completed program services successfully.
- Staff have confirmed **684** individuals placed into employment with a statewide average wage of **\$22.10** an hour, **\$5.10 higher** than the \$17.00 legislative target.
- **88%** placed into employment are earning more than **\$17.00** an hour, the target income of this legislation.

Services for Success

Local Workforce Development Boards are delivering an impressive amount of workforce preparedness.

- **Career Coaching:** 65% of our customers receive targeted mentorship and interview preparation.
- **Workforce Training:** 44% engage in specialized occupational training to become job-ready.
- **Career Exploration:** 25% of participants are guided through a journey of career possibilities.
- **Early Career Skills:** Foundational skill development aids 11% of our customers.
- **On-the-Job Training:** 4% gain hands-on experience and skills in their chosen careers.
- **Paid Internships:** Another 4% receive valuable, paid, real-world experience.

KEY HIGHLIGHTS

To request copies of this summary email:
info@oregonworkforcepartnership.org



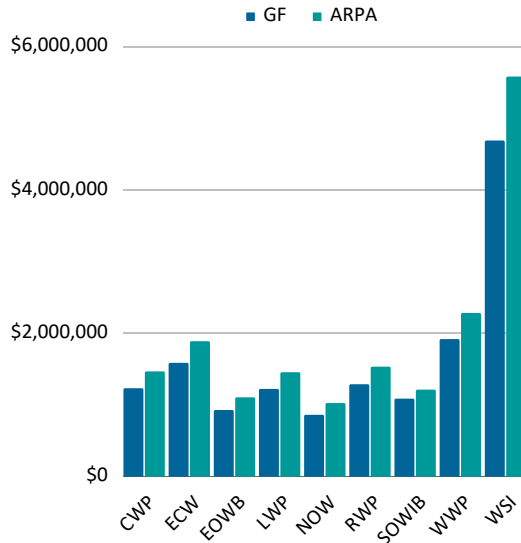
Prosperity 10,000 Executive Summary

July 2022 to June 2023

Total Resource Allocation

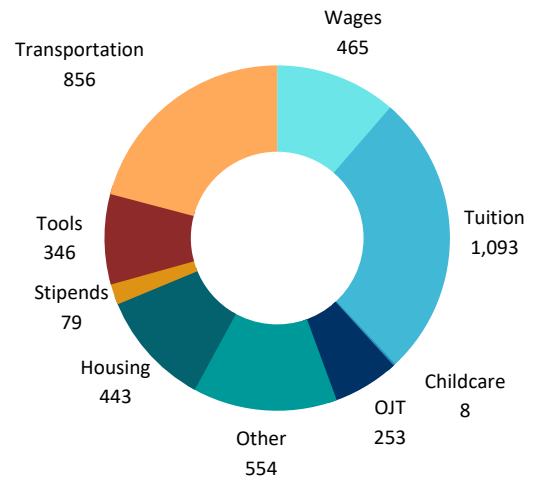
Investment per LWD

LWB	GF	ARPA*
CWP	\$1,229,939	\$1,463,892
ECW	\$1,584,366	\$1,885,737
EOWB	\$926,063	\$1,102,214
LWP	\$1,220,358	\$1,452,490
NOW	\$859,010	\$1,022,406
RWP	\$1,285,541	\$1,530,071
SOWIB	\$1,084,351	\$1,209,612
WWP	\$1,915,896	\$2,280,330
WSI	\$4,687,810	\$5,579,504



Wraparound & Training

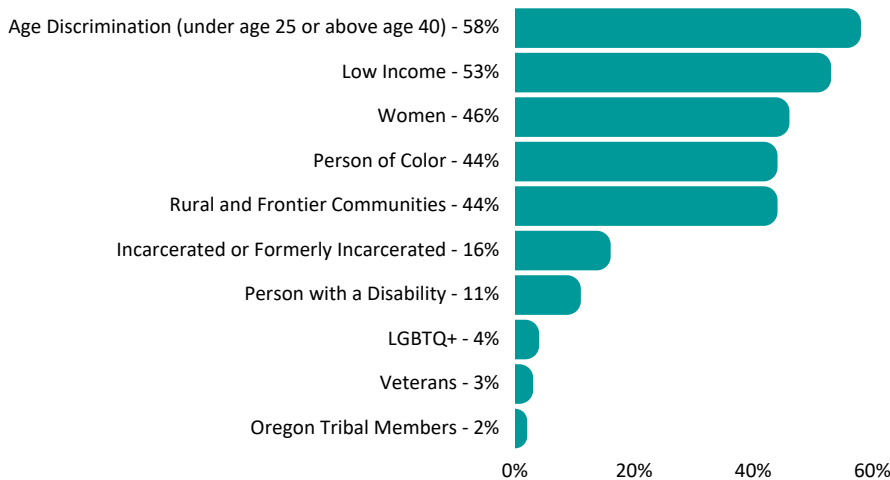
Payments Made



*ARPA investment outcomes are forthcoming & not reflected in this data

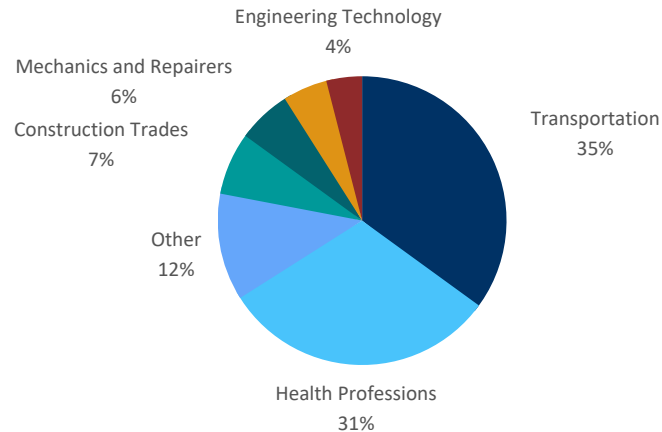
Priority Populations

3,223 Participants. All identified as at least one



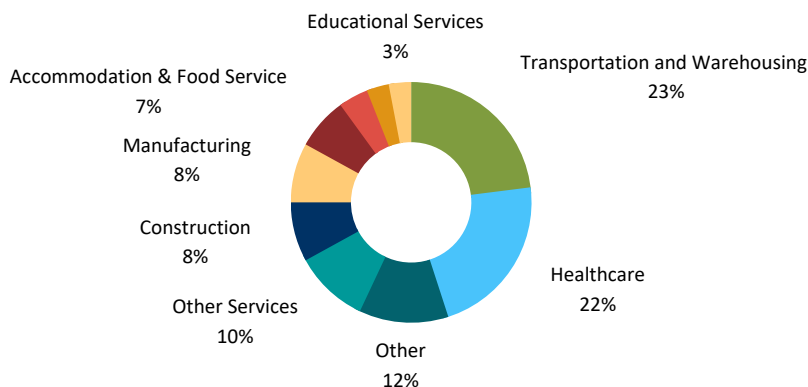
Training by Educational Program

1,345 Total Workforce Development Trainings



Employment by Industry

684 Total Placed into Employment



Employment Benefits

70% have at least one Employer Benefit

