



EI/ECSE

Joint Ways & Means Committee

January 11, 2024

Kara Williams, Director of Inclusive Services
Tenneal Wetherell, Chief of Staff

EI/ECSE Update

- Early Intervention/Early Childhood Special Education overview
- Impacts of destabilizing shifts in caseload
- Funding models and 23-25 biennia funding concerns

Oregon EI/ECSE

- Seamless system unique to Oregon
- Free screening, evaluation, and services
- Early Intervention (EI) provided in natural environment, most often through home visits
- Early Childhood Special Education (ECSE) provided in public or private preschool, childcare, specialized preschool classes, or through home visits
- Individualized Family Service Plan (IFSP) created in partnership with families, educators and caregivers, and specialists

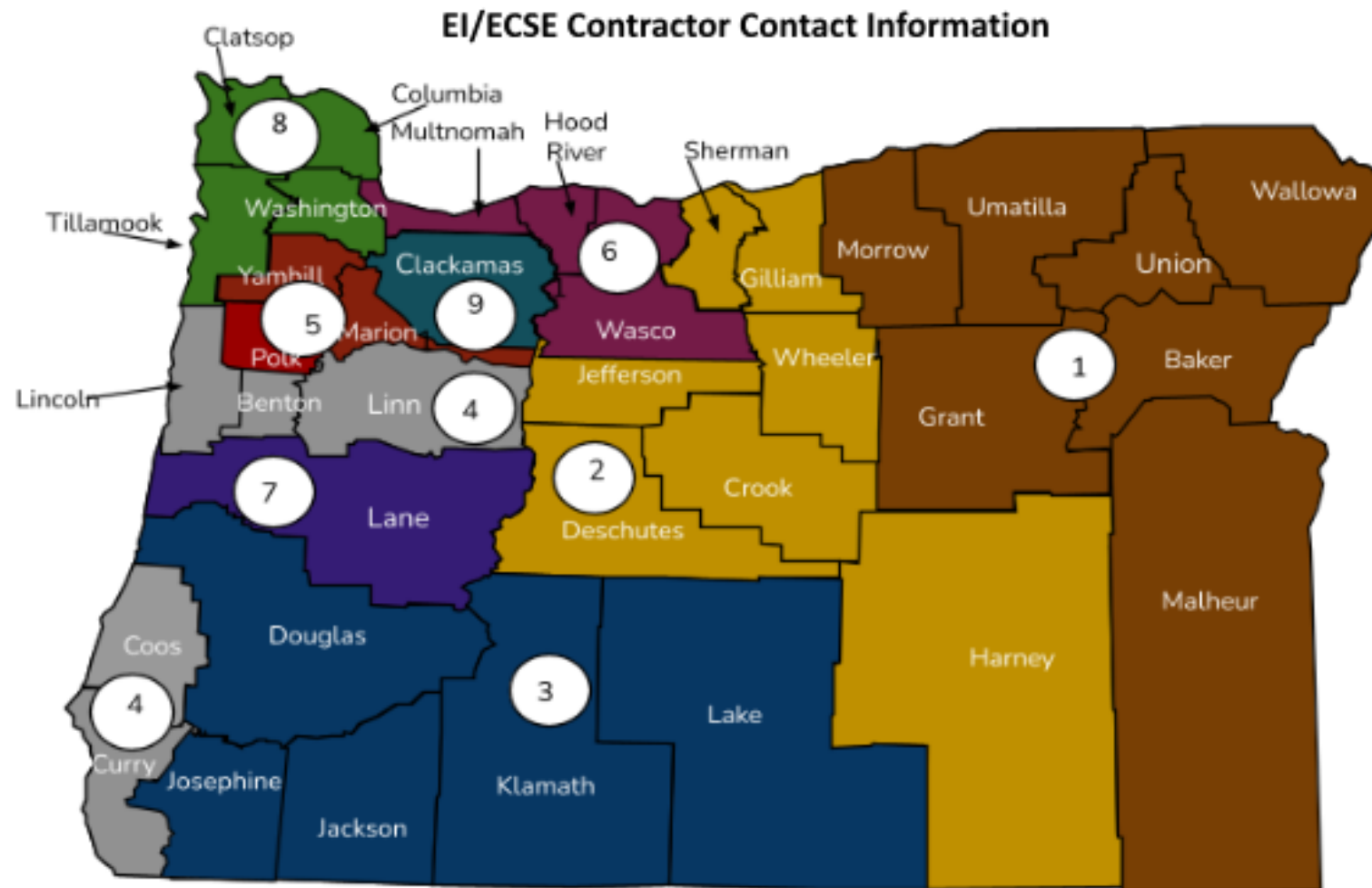
Impacts of COVID on Caseload

- EI/ECSE numbers decreased by 3,076 children from April 2020 to April 2021 based on monthly count data.
- April 1 Counts:
 - April 2020: 14,695
 - April 2021: 11,616
 - April 2022: 12,127
 - April 2023: 13,776 (13.6% growth)

Funding EI/ECSE

- **Federal IDEA Funding** includes Part B 611, Part B 619, and Part C
- **General Fund** is calculated in two ways:
 - Current Service Level-submitted in ODE agency budget
 - Adequate Service Level-submitted in ODE Policy Option Package
 - Both service level calculations are based on an April 1 Rolling Average
- **Student Success Act-Early Learning Account Funds**

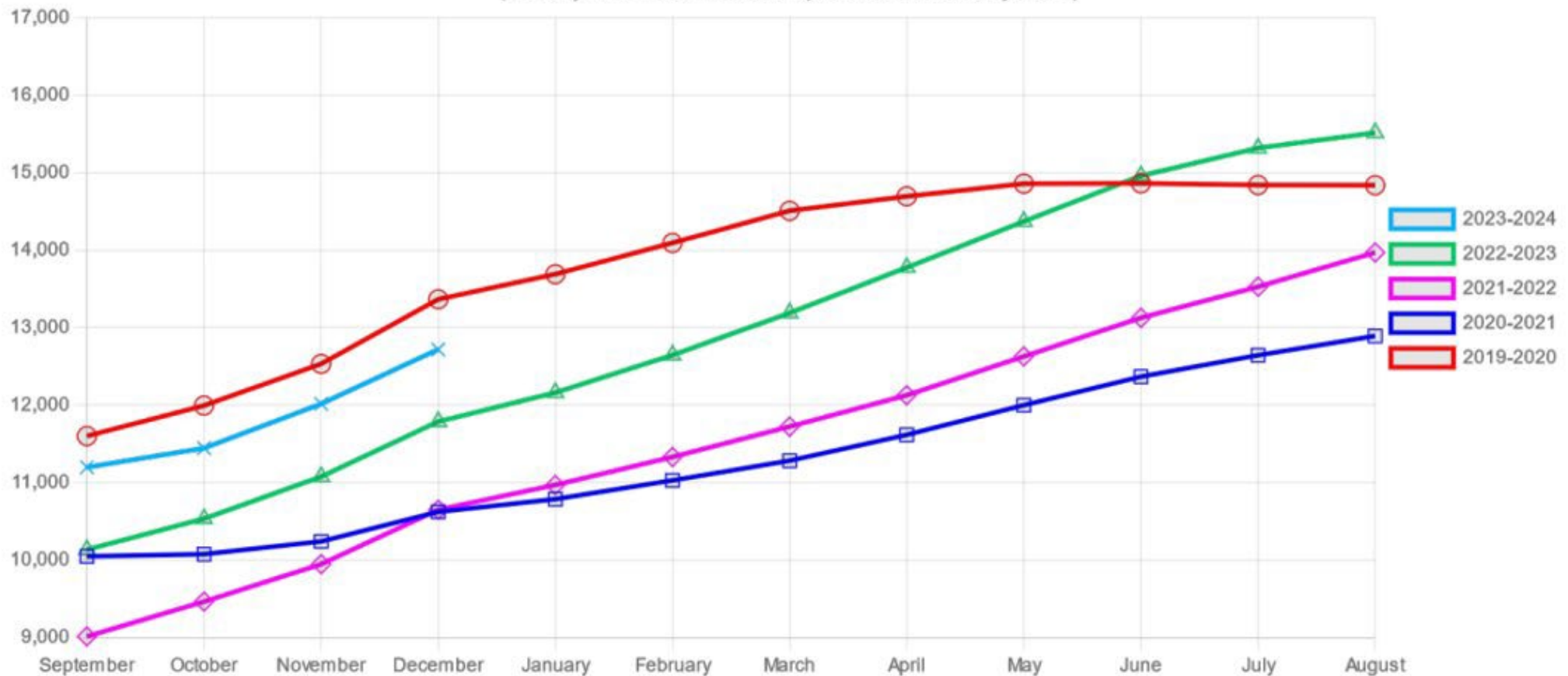
EI/ECSE Service Providers



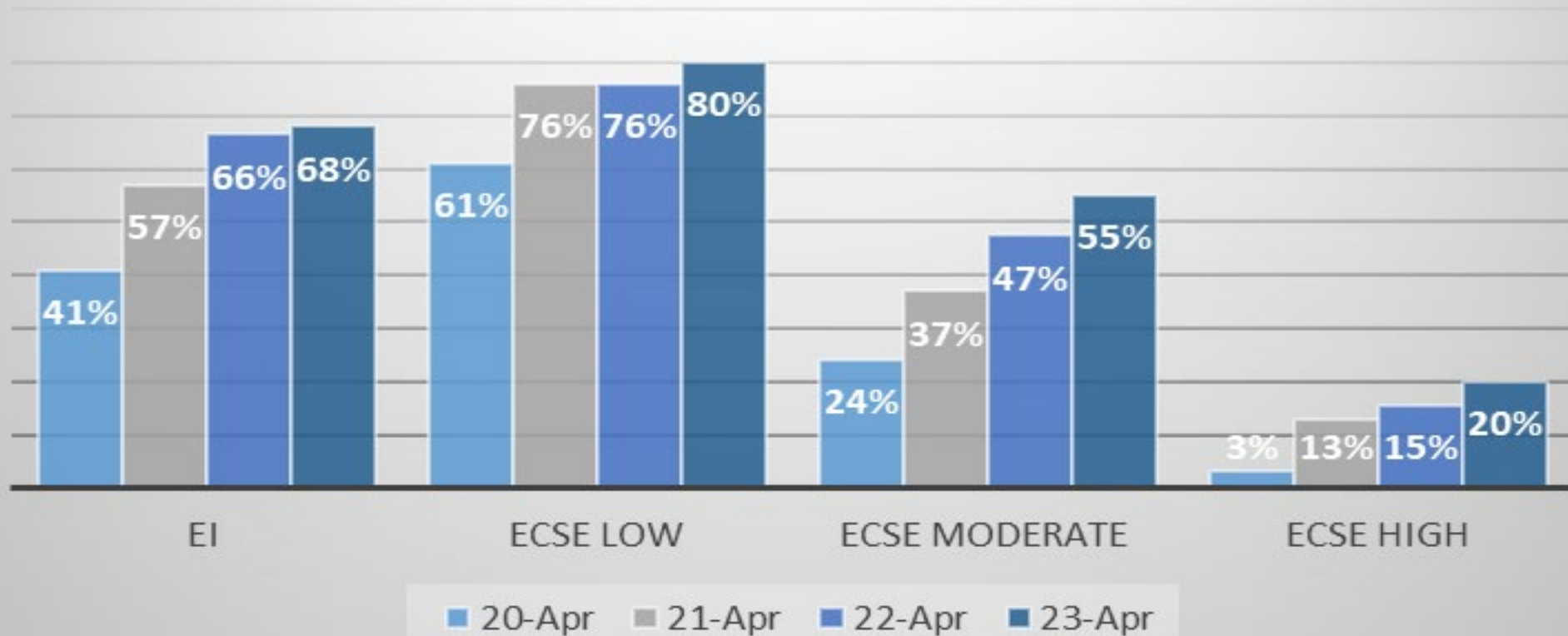
Caseload Growth

Caseload Growth for Children Receiving Oregon Early Intervention and Early Childhood Special Education Services (EI/ECSE)

September 2019 to December 2023
(February 2020 - December 2023 represent data affected by COVID)



Statewide Percentage of Children Receiving Adequate Service Levels



*Data for ASL is pulled on April 1 of each year

EI/ECSE 2023-25 LAB – FF shortfall

23-25 LAB by Fund Type			
General Fund	Other Funds (SSA)	Federal Fund	Total Funds
\$195,333,054	\$93,270,198	\$47,414,438	\$336,017,690

- The legislature funded the program at \$336,017,690. However, the federal funds are an estimate at the time of the LAB calculation. The Department received the 2023 federal fund award on 7/5/23, which resulted in a federal fund shortfall of \$7.1 million for the biennium. We receive federal funding awards in one-year increments. The FF allocations for the second year of the biennium will be available late summer of 2024.

Impacts of Underfunding

- Inequities
- Cuts to staffing, impacts to specialized staff recruitment and retention
- Decrease in services and supports
- Reduction of number of children receiving services in inclusive environments
- Potential impact on future IDEA funding

Bridging the Gap

- ODE, legislative members, and the Governor's office collaborated to address funding concerns due to their impact on students.
- The solution: ODE funded EI/ECSE service provider contracts based on caseloads projecting a 5% increase, costing approximately \$351 million.
- To achieve this funding level, ODE overfunded contracts in year 1 of the 2023-25 biennium by \$11 million more than a 50/50 split of the available \$329 million for 23-25.
- This necessitates an additional \$22.1 million to be added to meet the funding target.

EI/ECSE-Current Annual Allocation Scenario

2023-25 Annual Allocation Scenario

Year	General Fund	Other Fund (SSA)	Federal Fund	Total Funds
2023-24	\$108,707,842	\$46,635,099	\$20,157,059	\$175,499,999.94
2024-25	\$86,666,526	\$46,635,099	\$20,157,059*	\$153,458,684.00

- Without the additional funds, contractors and students will experience the full impact of the loss in the second year.
- Contractors have shared that a loss of \$22.1 million in one year will lead to staff layoffs, reduced days, decreased services for students, and potential non-compliance with federal obligations under IDEA for students.
- *Note: 24-25 Federal funding award expected in July 2024, making this an estimate of flat funding until then.



Thank You
