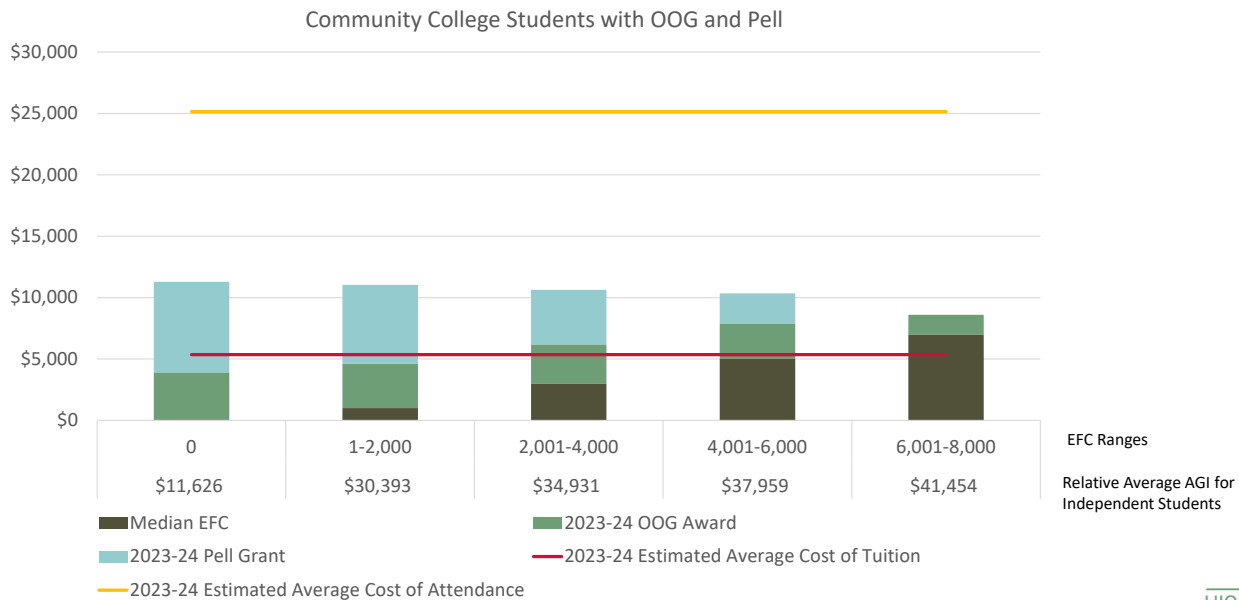


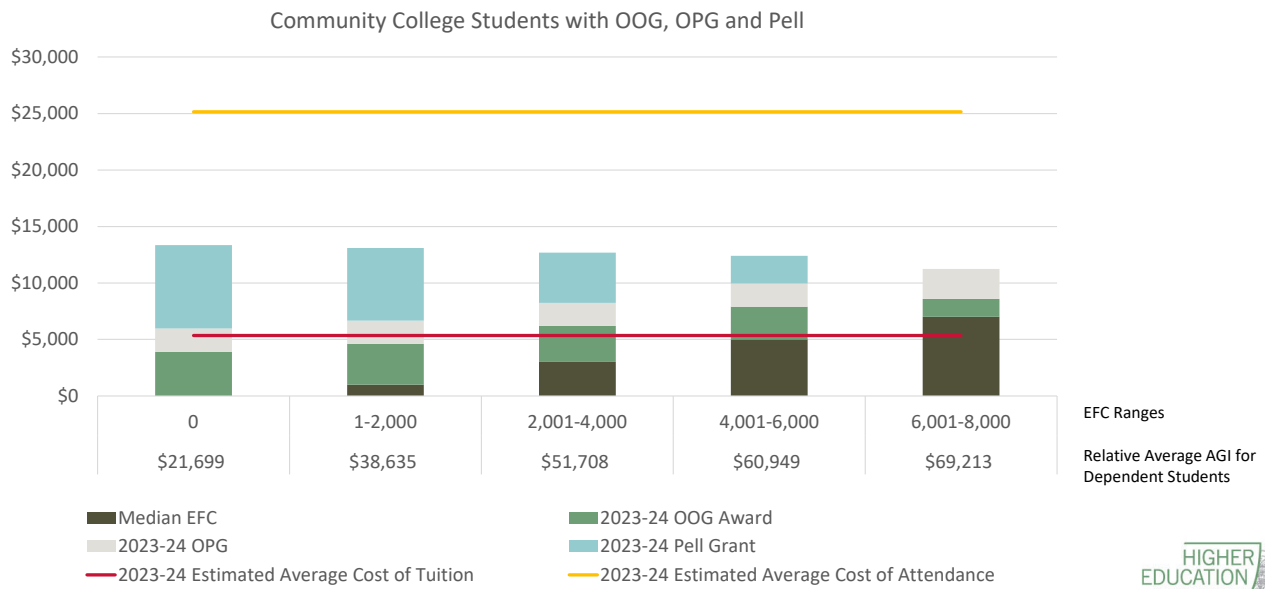
## Impact of \$100M OOG Increase for Students at Community Colleges



### Impact of increased \$100M investment in OOG

- OOG award maximums are 75% of estimated cost of tuition at respective institution for students with a 0 EFC. 2024-25 OOG award amounts are increased by inflation rate.
- Utilizes a slightly later FAFSA/ORSAA filing cutoff date of 8/31, but may need to move cutoff date depending on FAFSA/ORSAA filing rates.
- Estimating that 79,083 students will be awarded and a minimum of 33,740 will be disbursed.
- Relative Average AGI for Dependent Students (2022-23 Filing year)
- Used actual reported average COA and Cost of Tuition for 15 credits for 2023-24 aid year.
- Used Median EFC within range to determine amount of Pell, OPG, and funds towards COA and tuition

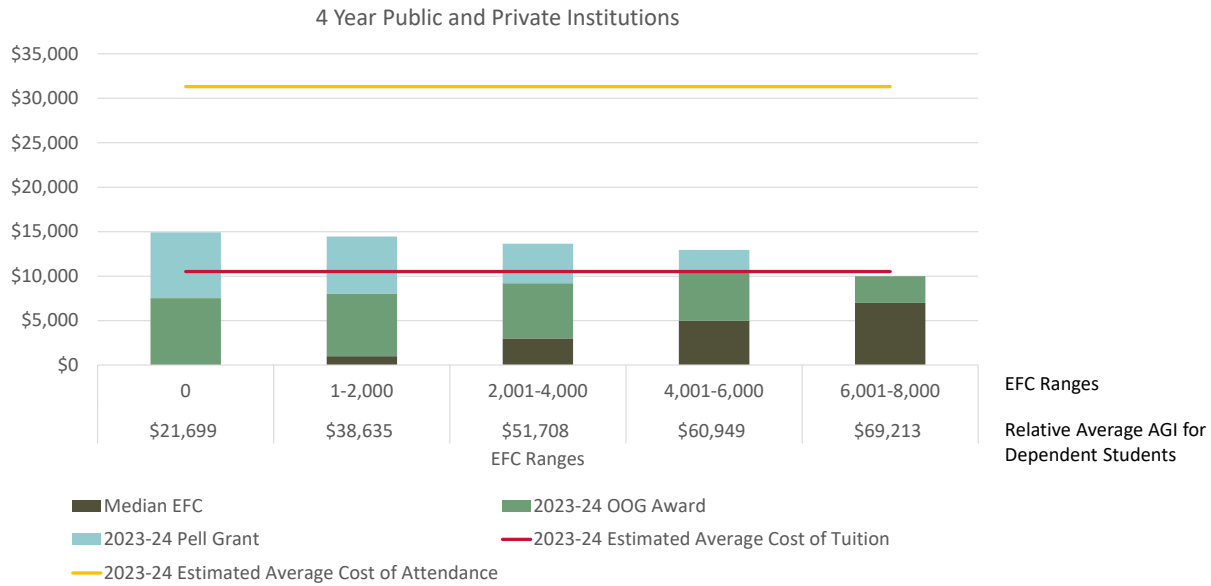
## Impact of \$100M OOG Increase for Oregon Promise Students at Community Colleges



### Impact of increased \$100M investment in OOG

- OOG award maximums are 75% of estimated cost of tuition at respective institution for students with a 0 EFC. 2024-25 OOG award amounts are increased by inflation rate.
- Utilizes a slightly later FAFSA/ORSAA filing cutoff date of 8/31, but may need to move cutoff date depending on FAFSA/ORSAA filing rates.
- Estimating that 79,083 students will be awarded and a minimum of 33,740 will be disbursed.
- Relative Average AGI for Dependent Students (2022-23 Filing year)
- Used actual reported average COA and Cost of Tuition for 15 credits for 2023-24 aid year.
- Used Median EFC within range to determine amount of Pell, OPG, and funds towards COA and tuition

## Impact of \$100M Increase for Students at 4-Year Institutions



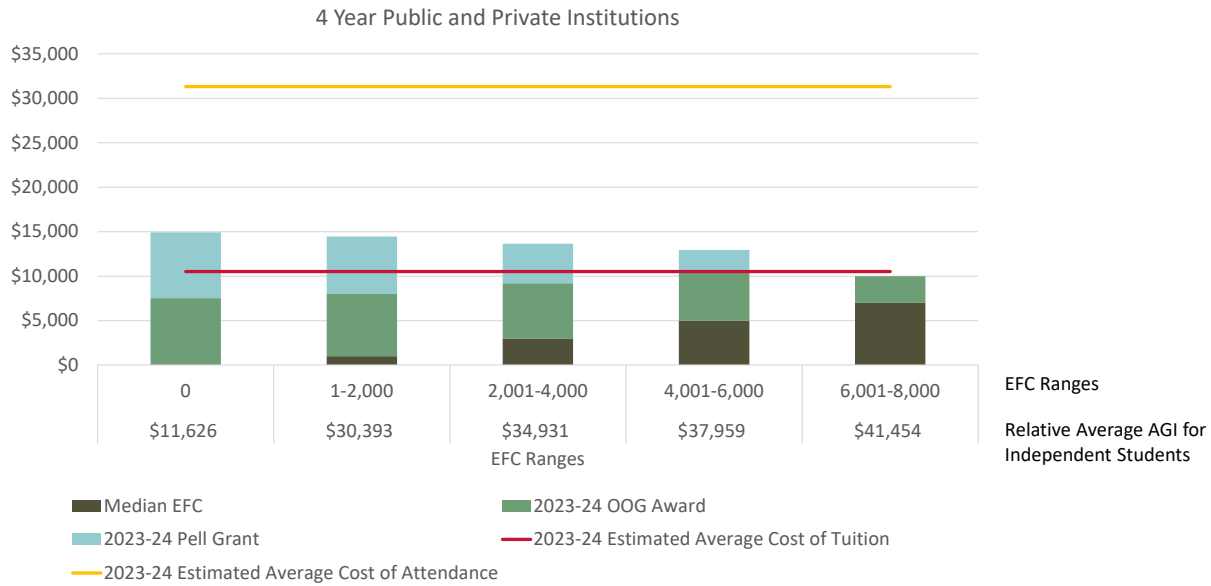
3



### Impact of increased \$100M investment in OOG

- OOG award maximums are 75% of estimated cost of tuition at respective institution for students with a 0 EFC. 2024-25 OOG award amounts are increased by inflation rate.
- Utilizes a slightly later FAFSA/ORSAA filing cutoff date of 8/31, but may need to move cutoff date depending on FAFSA/ORSAA filing rates.
- Estimating that 79,083 students will be awarded and a minimum of 33,740 will be disbursed.
- Relative Average AGI for Dependent Students (2022-23 Filing year)
- Used actual reported average COA and Cost of Tuition for 15 credits for 2023-24 aid year.
- Used Median EFC within range to determine amount of Pell, OPG, and funds towards COA and tuition

## Impact of \$100M Increase for Students at 4-Year Institutions



4



### Impact of increased \$100M investment in OOG

- OOG award maximums are 75% of estimated cost of tuition at respective institution for students with a 0 EFC. 2024-25 OOG award amounts are increased by inflation rate.
- Utilizes a slightly later FAFSA/ORSAA filing cutoff date of 8/31, but may need to move cutoff date depending on FAFSA/ORSAA filing rates.
- Estimating that 79,083 students will be awarded and a minimum of 33,740 will be disbursed.
- Relative Average Adjusted Gross Income (AGI) for Dependent Students (2022-23 Filing year)
- Used actual reported average COA and Cost of Tuition for 15 credits for 2023-24 aid year.
- Used Median EFC within range to determine amount of Pell, OPG, and funds towards COA and tuition