



Oregon Department of
**Early Learning
and Care**

**Early Learning System: Access to
Care**

**Presented to: Joint Committee on Public
Education Appropriation**

Gwyn Bachtle, Early Learning Programs Director
September 8, 2023





Mission & Vision

Mission

The Department of Early Learning and Care fosters coordinated, culturally appropriate, and family-centered services that recognize and respect the needs of all children, families and early learning and care professionals.

Vision

All children, families, early care and education professionals, and communities are supported and empowered to thrive.



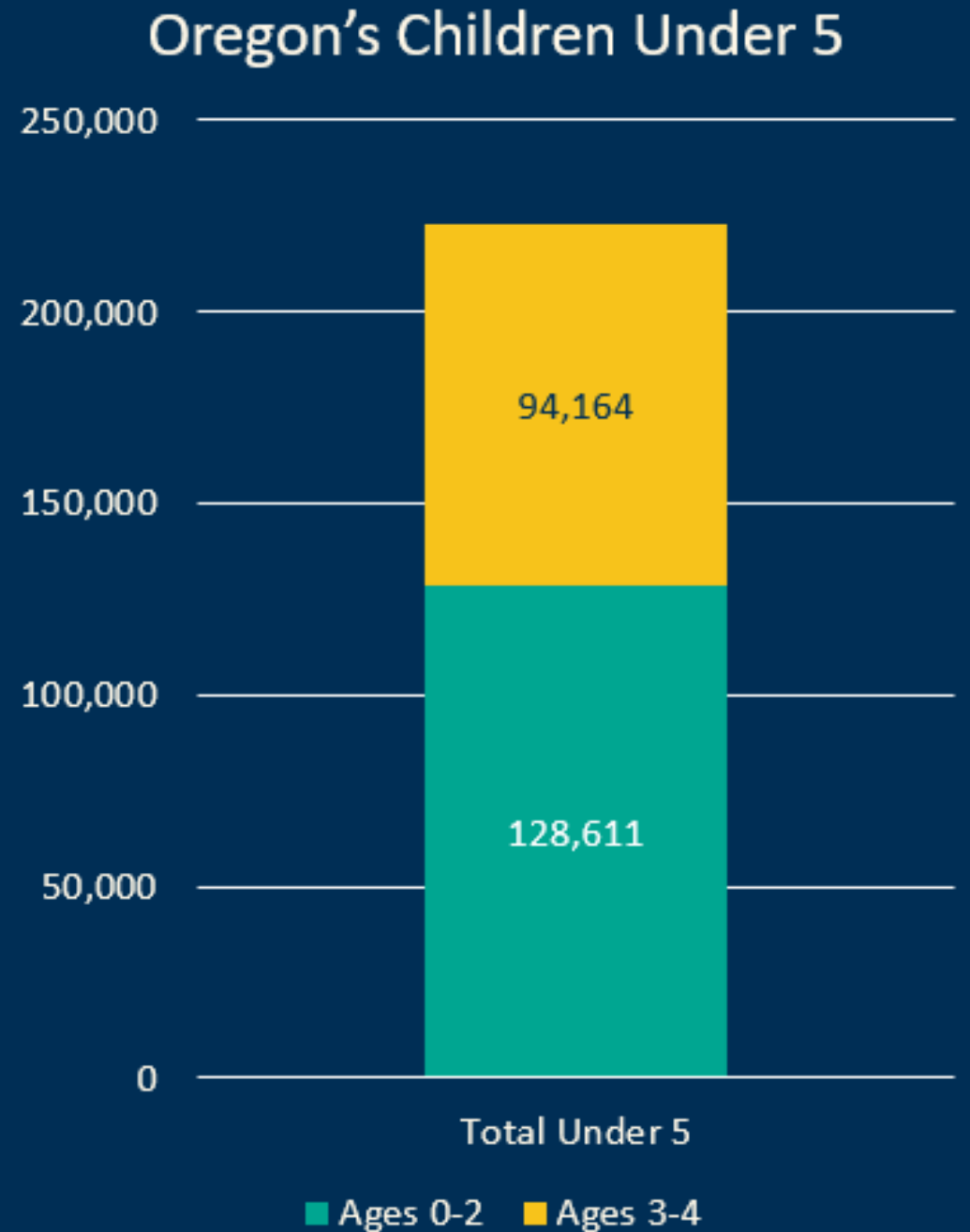
Agenda

- Population of 0-5 year olds
- Overview of Programs
- Impact of Early Learning Account on Access
- Current Service Levels
- Access by Age and County



Oregon's 0 to 5 Population

Oregon is home to 222,775 children from birth up to age 5.





Oregon Prenatal to Kindergarten

Program Overview	OPK offers free, high-quality preschool, infant/toddler care and family support services. Oregon Prenatal to Kindergarten (OPK) is modeled after Head Start to support family success and healthy child development.
Annual Service Level	<p>OPK Total Children Served: 8,714</p> <p>Preschool: 7,330 Prenatal to Three: 1,384</p> <p>Federally Funded Total: 5,867</p> <p>Head Start: 3,954 Early Head Start: 1,913)</p> <p>Total OPK and Federal Head Start: 14,581</p>
Access	Statewide- all 36 counties
Funding Sources	<p>Total OPK: \$365.4M*</p> <p><i>General Fund: \$171.8M</i> <i>Early Learning Account: \$193.6M</i></p> <p><i>Preschool Age: \$287.6M</i> <i>Prenatal to Three (PN-3): \$75M</i></p> <p><i>*\$2.8M directed to Healthy Families Oregon (HB 5013)</i> <i>Federal funds go directly to Head Start grantees</i></p>
Number of Grantees	30 OPK grantees



Preschool Promise

Program Overview	Preschool Promise provides families with free, high-quality preschool that uses a mixed delivery approach, giving families the ability to choose the setting that works best for them and their child.
Annual Service Level	5,344 children
Access	Statewide - all 36 counties
Funding Sources	Biennium Budget: \$187.7M General Fund: \$39.9M Early Learning Account: \$147.8M Program Quality Supports: \$17.6M (ELA)
Number of Grantees	234 Grantees in various settings

Service Levels by model

Oregon Prenatal-Kindergarten

Part Day Duration

Minimum of 448 hours

Minimum 3.5 hours per day

Minimum of 32 weeks

Full Day Duration

Minimum of 1,020 hours

At least 8 months

OPK P-3

Minimum of 1,380 hours

Year round services

Preschool Promise

Minimum of 900 hours

No less than 6 hours per day

Approximately 10 months



ELA- Increasing access

- Infant and Toddler
 - Prenatal to Three (Early Head Start)
- Preschool
 - Expanded OPK
 - Added Full Day Duration to OPK
 - Expanded PSP





ELA Impact on Preschool Promise

Year	Total Slots
16/17	1,300
17/18	1,300
18/19	1,300
19/20	1,300
20/21	3,688
21/22	3,759
22/23	5,344
23/24	5,344



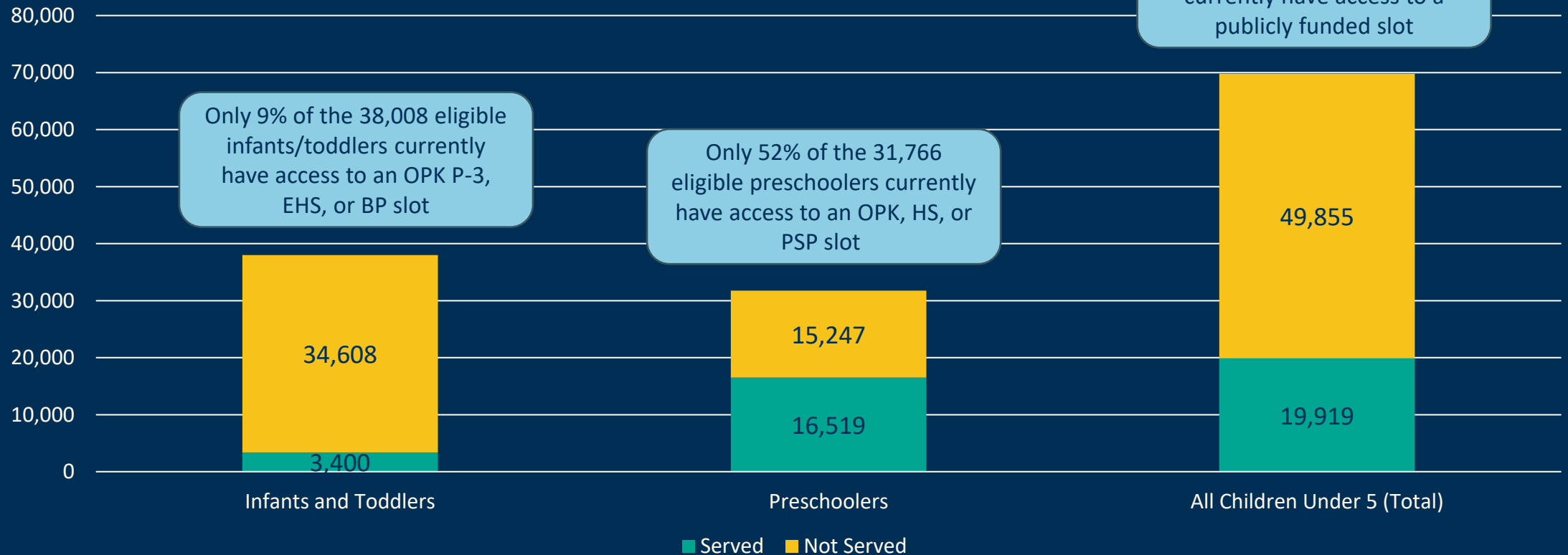


ELA impact on OPK

Year	Total Slots Preschool Slots	Part Day	Full Day	Total Slots Prenatal to Three
19/20	8,003	7,660	343	64
20/21	7,731	5,012	2,719	1,136
21/22	7,177	2,713	5,004	1,152
22/23	7,332	3,598	3,734	1,415
23/24	7,183	3,511	3,672	1,390



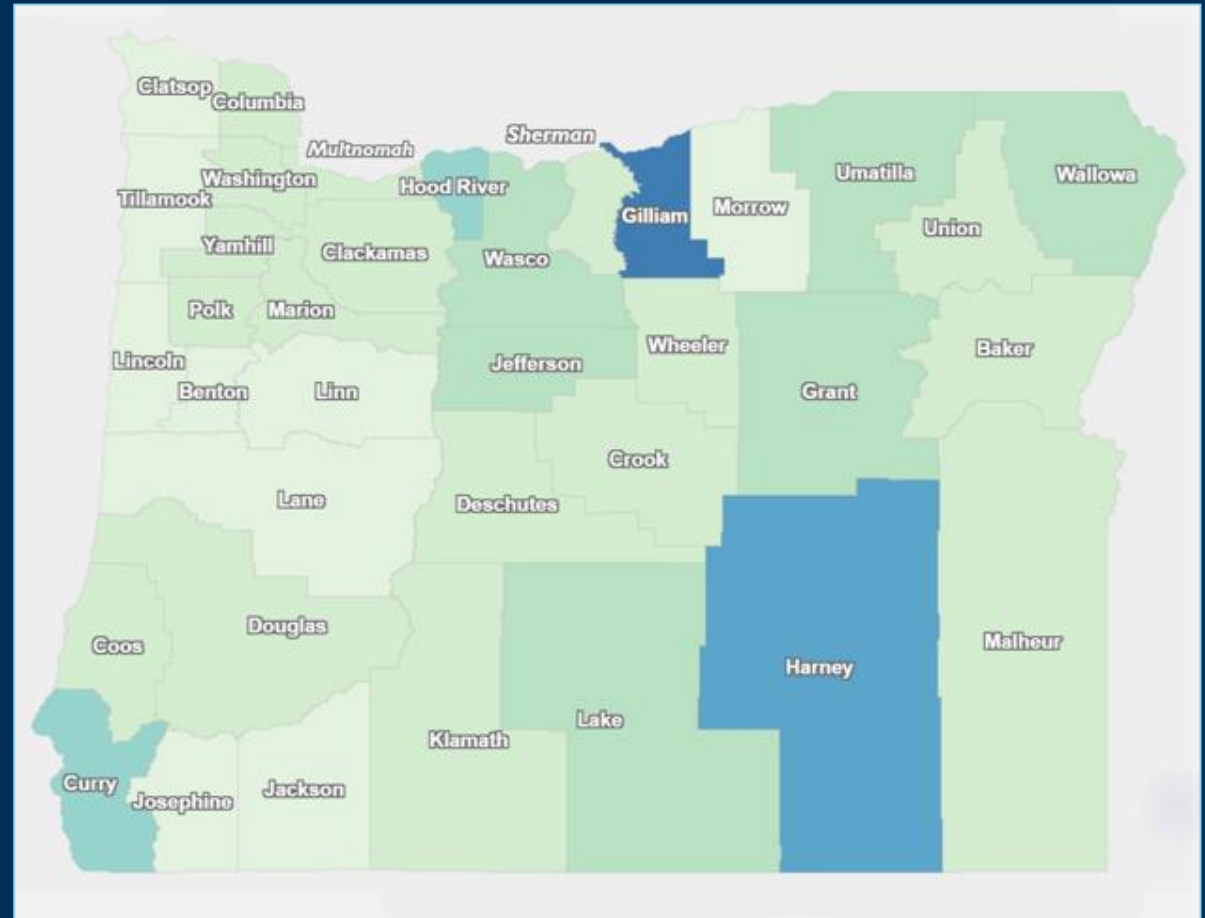
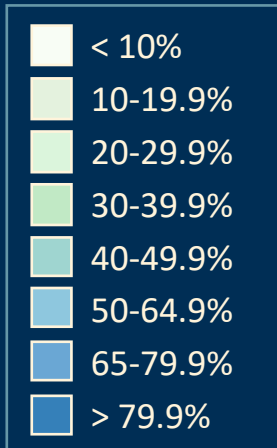
Current service levels of public early learning programs



OPK P-3 = Oregon Prenatal to Three; EHS = Early Head Start; BP = Baby Promise; OPK = Oregon Pre-Kindergarten; HS = Head Start; and PSP = Preschool Promise. Federal EHS slot estimate is 1,803 and Federal Head Start slot estimate is 3,992. EHS/HS estimates do not include Migrant/Seasonal or American Indian Alaskan Native Head Starts. OPK P-3, BP, OPK, and PSP data represents DELC funded slots for 2023-2024. Source: Department of Early Learning and Care
Eligible populations defined as children ages 0-2 and 3-4 living in families at or below 200% of the Federal Poverty Level; Source: ACS 1-Year Estimates – Public Use Microdata Sample 2021

Percentage of Children Under 5 with Access to a Publicly Funded Early Learning Slot

In the majority of Oregon's counties, less than 40% of eligible children under 5 years have access to a publicly funded slot.

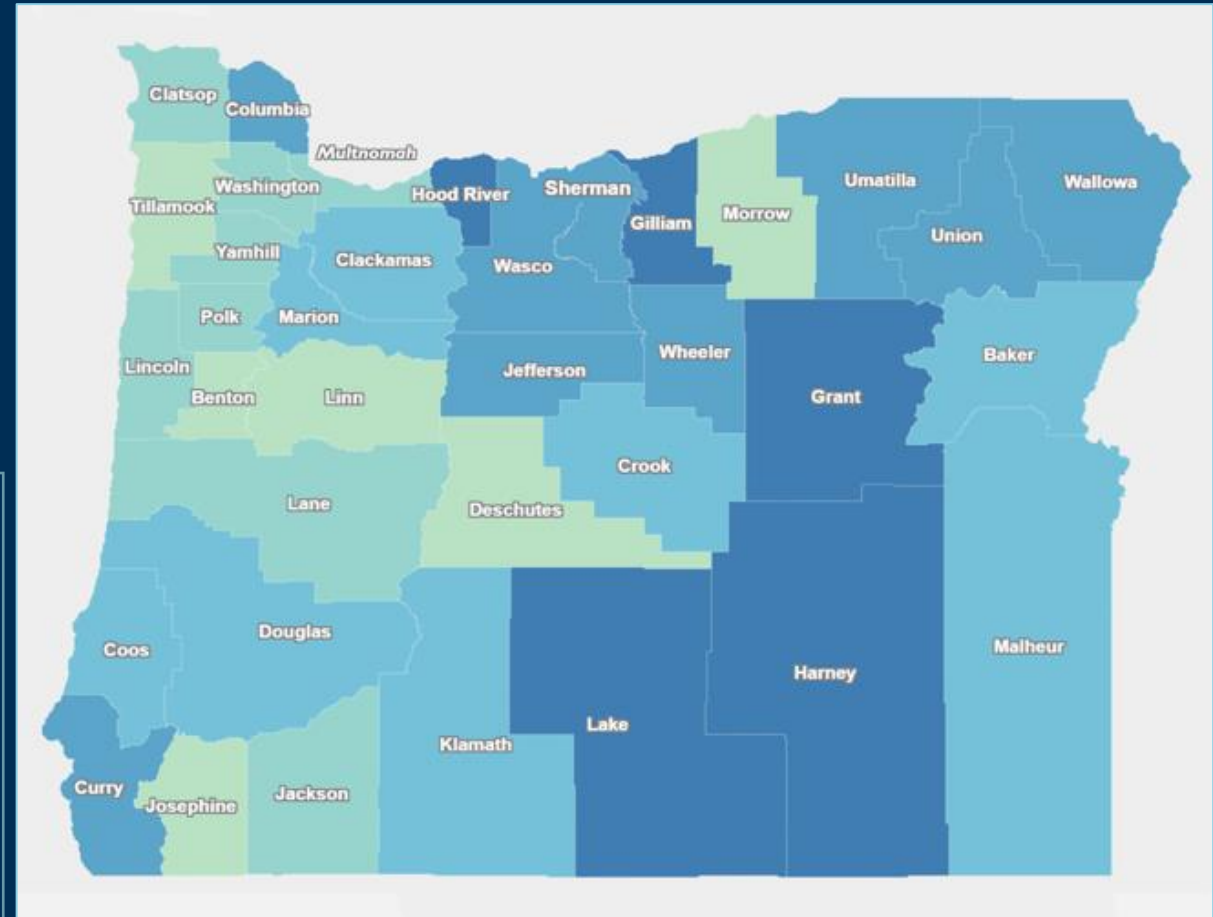



Note: Data includes 2022-23 slot estimates for the following programs: Baby Promise, Preschool Promise, Oregon Prenatal to Kindergarten and federal Head Start/Early Head Start. Tribal Head Start, Migrant & Seasonal Head Start, and other publicly funded program data are not included. Source: Department of Early Learning and Care

Total population defined as children ages 0-4 living in families below 200% of the Federal Poverty Level; Source: ACS 5-Year Estimates – Public Use Microdata Sample 2019

Percentage of Preschool Age Children with Access to a Publicly Funded Early Learning Slot

- Recent expansion in preschool programs has increased access for preschool aged children (ages 3 and 4).
- Many counties now have access rates above 50%, with 5 counties meeting saturation goals of 80% or more.

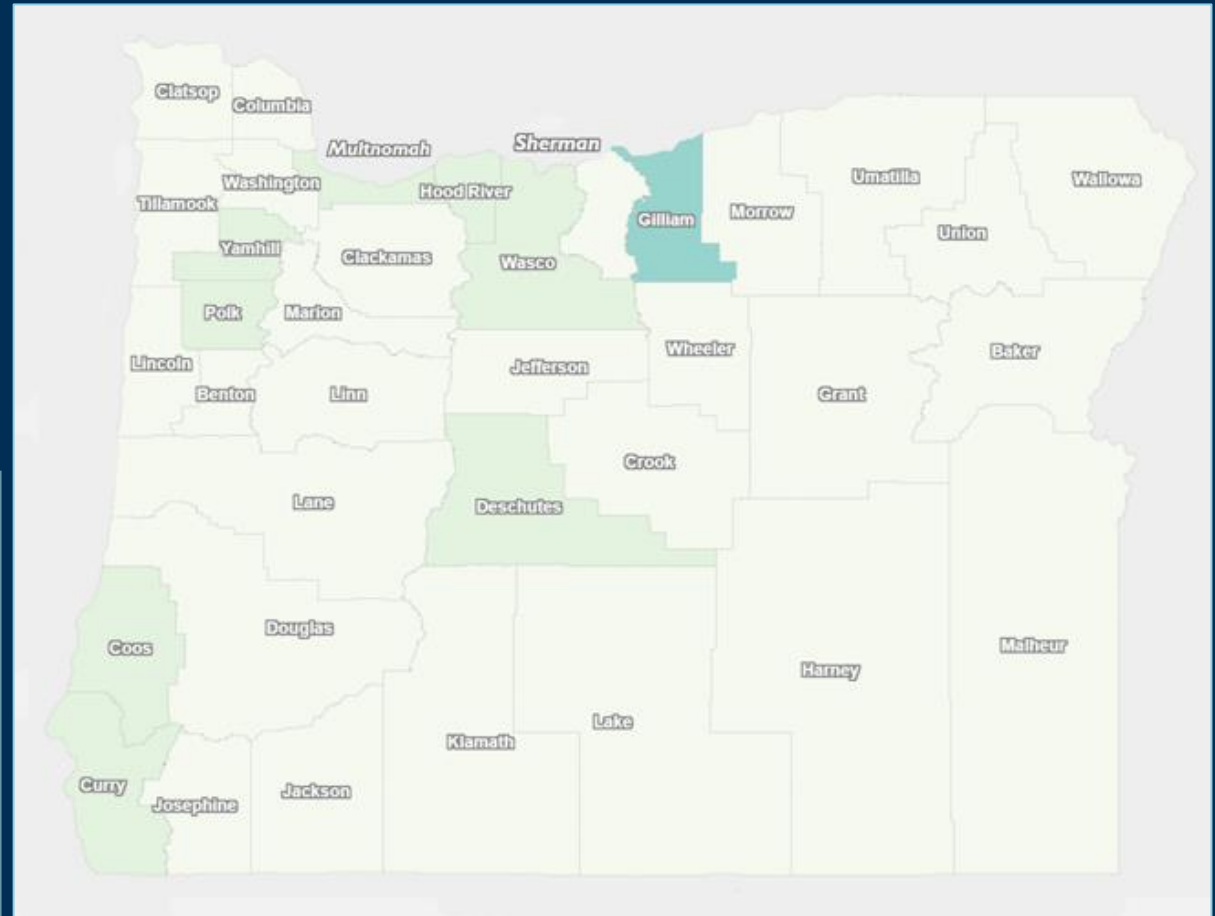



Note: Data includes 2022-23 slot estimates for the following programs: Preschool Promise, Oregon Pre-Kindergarten and federal Head Start. Tribal Head Start, Migrant & Seasonal Head Start, and other publicly funded program data are not included. Source: Department of Early Learning and Care

Total population defined as children ages 3 & 4 living in families below 200% of the Federal Poverty Level; Source: ACS 5-Year Estimates – Public Use Microdata Sample 2019

Percentage of Infants and Toddlers with Access to a Publicly Funded Early Learning Slot

- In the majority of Oregon's counties, less than 10% of eligible infants and toddlers have access to a publicly funded slot.
- All counties except 1 have access rates lower than 20% for eligible infants and toddlers.



Note: Data includes 2022-23 slot estimates for the following programs: Baby Promise, Oregon Prenatal to Three and federal Early Head Start. Tribal Head Start, Migrant & Seasonal Head Start, and other publicly funded program data are not included. Source: Department of Early Learning and Care

Total population defined as children ages 0-2 living in families below 200% of the Federal Poverty Level; Source: ACS 5-Year Estimates – Public Use Microdata Sample 2019

ELA- Increasing Compensation

Preschool Promise and OPK

- Teacher and Teacher Assistant salary requirements are in OARs
- Increasing compensation throughout agency

2021 Preschool Promise Teacher Average Salary

- Public School Settings \$59,440
- Non-public Settings \$42,733

Oregon Pre-Kindergarten/Head Start 2018

Child Development Staff - Classroom Teacher Salary By Level Of Education

	<i>Average</i>
Advanced degree in early childhood education or related degree	\$32,885
Baccalaureate degree in early childhood education or related degree	\$32,220
Associate degree in early childhood education or related degree	\$28,621
A Child Development Associate (CDA) credential or state-awarded preschool, infant/toddler, family child care or home-based certification, credential, or licensure that meets or exceeds CDA requirements	\$26,424
Classroom teachers that do not have the qualifications	\$25,148

Child Development Staff - Average Salary

	<i>Average</i>
Average Salary - Classroom teachers - Avg. Annual Salary	\$31,129
Average Salary - Classroom teachers - Avg. Hourly Rate	\$17.04
Average Salary - Assistant Teachers - Avg. Annual Salary	\$21,072
Average Salary - Assistant Teachers - Avg. Hourly Rate	\$13.06
Average Salary - Home-based Visitors - Avg. Annual Salary	\$30,722
Average Salary - Home-based Visitors - Avg. Hourly Rate	\$18.52
Average Salary - Family Child care providers - Avg. Annual Salary	
Average Salary - Family Child care providers - Avg. Hourly Rate	

Oregon Pre-Kindergarten/Head Start 2022

Classroom teacher salary by level of education	
	<i>Average</i>
Advanced degree in early childhood education or related degree	\$63,703
Baccalaureate degree in early childhood education or related degree	\$47,758
Associate degree in early childhood education or related degree	\$44,131
A Child Development Associate (CDA) credential or state-awarded preschool, infant/toddler, family child care or home-based certification, credential, or licensure that meets or exceeds CDA requirements	\$38,214
Classroom teachers that do not have the qualifications	
Average salary	
	<i>Average</i>
Average Salary - Classroom teachers - Avg. Annual Salary	\$47,654
Average Salary - Classroom teachers - Avg. Hourly Rate	\$28
Average Salary - Assistant Teachers - Avg. Annual Salary	\$30,211
Average Salary - Assistant Teachers - Avg. Hourly Rate	\$18.48
Average Salary - Home-based Visitors - Avg. Annual Salary	\$38,879
Average Salary - Home-based Visitors - Avg. Hourly Rate	\$23.97
Average Salary - Family Child care providers - Avg. Annual Salary	

Thank you

