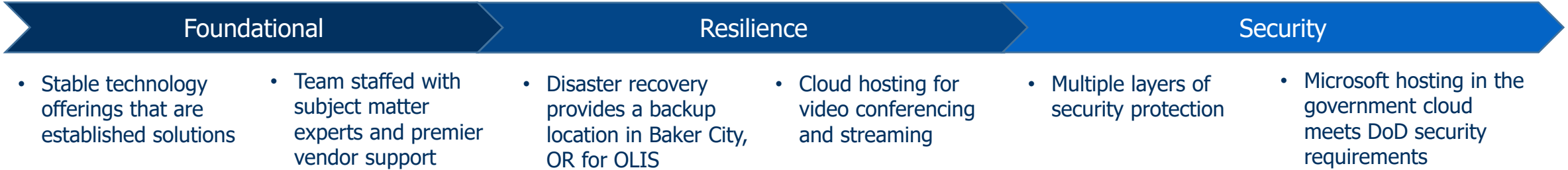


# IS Video Conferencing Review February 2021

Shane Walker  
February 2021



# Strategy For Video Conferencing & Streaming



Prior to 2020	2020-2021	Moving Forward
<p>Technology &amp; Services:</p> <ul style="list-style-type: none"><li>• <u>Video Conferencing</u> – Point to point video conferences</li><li>• <u>Phone Testimony</u> – Conference phones in hearing rooms</li><li>• <u>Closed Captioning</u> – TV &amp; streaming</li><li>• <u>Testimony Submission</u> – Email or mailed to committee staff to upload</li><li>• <u>Communication Access Realtime Translation</u> – (CARTS) in room support for the deaf &amp; hard of hearing</li></ul>	<ul style="list-style-type: none"><li>• <u>Video Conferencing</u> – Implementation of MS Teams<ul style="list-style-type: none"><li>• Virtual meeting &amp; calling capability for members &amp; staff</li><li>• Tied in to hearing rooms for committees, work groups and task forces</li><li>• Hosted in MS government cloud for security</li></ul></li><li>• <u>Video Streaming</u> – New provider with better scalable quality</li><li>• <u>Testimony Submission</u> – Introducing a public testimony portal for direct uploading</li><li>• <u>Viewing &amp; Testimony Stations</u> – Located outside the Capitol</li></ul>	<ul style="list-style-type: none"><li>• <u>Video Conferencing</u> – Enhancing MS Teams<ul style="list-style-type: none"><li>• Will continue to be available for virtual/hybrid meetings for all staff &amp; members</li><li>• Committees can use in the hearing rooms to receive testimony</li><li>• Add additional enhancements (i.e. viewable windows)</li></ul></li><li>• <u>Testimony Submission</u> – Build on public testimony portal capabilities</li><li>• <u>Accessibility &amp; Accommodation</u> – Partner with other legislative branch teams to implement assistive technology solutions</li></ul>



# Current Metrics – MS Teams & Streaming (2020 – Present)

## MS Teams Usage

Branch wide Teams Usage last 90 days

- Total Number of Meetings – 7,347
- Number of one-on-one Calls – 4,275
- Number of Audio time 24,371 hours
- Number of Video time 23,098 hours
- Screen share time 2,342 hours
- Emphasis on outreach with customer engagement team

Committees, Task Forces & Work Groups last 90 days

- Number of Committees & Task Forces - 305
- Hours of Committee & Task Forces Meetings - ~332

## Video Streaming

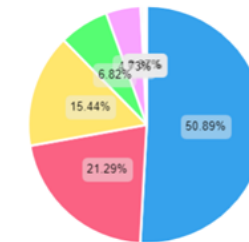
Video Content Consumed

- Total Plays – 78,759
- Total Hours – 76,406 (That's 8.6 years!)
- Video adjusts with the consumer's available bandwidth

Flexible To Accommodate The Public

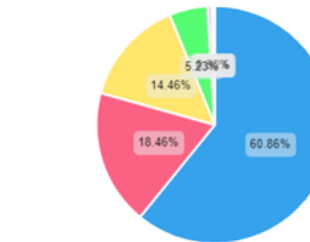
- Viewable through all web browsers
- Compatible with common operating systems (even PS4!)
- Platform independent

rowsers



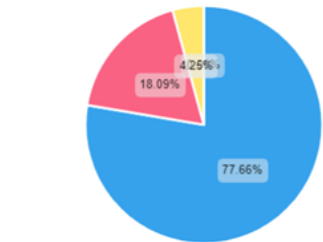
Chrome - 43,667  
Safari - 18,268  
Microsoft Edge - 13,253  
Firefox - 5,855  
Internet Explorer - 4,060  
Samsung Internet for Android - 319  
Amazon Silk - 150  
Chromium - 84  
Focus - 83  
Opera - 75

Top Operating Systems



Windows - 52,242  
macOS - 15,842  
iOS - 12,414  
Android - 4,489  
Chrome OS - 479  
Linux - 274  
Tizen - 92  
PlayStation 4 - 2

Top Platforms



desktop - 66,655  
mobile - 15,525  
tablet - 3,651  
tv - 2

