



Barriers to Justice

A 2018 STUDY MEASURING THE CIVIL LEGAL NEEDS
OF LOW-INCOME OREGONIANS



Legal Problems are Widespread

75% of survey participants live in a household that experienced a legal problem in the previous 12 months.



Legal Problems Multiply

5.4 legal problems were experienced by the typical low-income household in Oregon in the last 12 months.

*Fraud
Denial of Benefits
Unfair Eviction
Childs
Restraining Order
Custody*

The Need for Legal Aid Outpaces Resources

84% of people with a legal problem did not receive legal help of any kind.



Methodology

This report is based on a survey conducted in partnership with the Portland State University (PSU) Survey Research Lab. There were 1,017 survey participants from a statewide, address-based sample of 15,000 residents of high-poverty census blocks distributed according to Oregon's population. Participants were initially contacted by mail and completed the survey by mail, phone, or internet. The paper survey was only available in English. The web and phone surveys were conducted in both English and Spanish. PSU collected surveys during the winter of 2017-2018. To participate in the survey, participants had to have a household income at or below 125% of the federal poverty line. This is the same household income limit used to determine eligibility for legal aid in Oregon. The demographic characteristics of survey participants were analyzed (race, age, gender, etc.). The data collected was sufficient to allow for analysis of civil legal needs specific to individual groups. Additionally, researchers conducted door-to-door, in-person surveying in areas of known farmworker concentration, collecting 111 migrant farmworker responses. These were analyzed separately from the rest of the survey. For more information or to view the full statistical report from PSU go to: olf.osbar.org/LNS

Date of Publication: February 2019

Why Do We Need a Legal Needs Study?



Letter from Chief Justice Martha Walters

Every day in communities around our state, low-income Oregonians seek help from their local legal aid office. These potential clients might include a tenant facing eviction, a single mother needing to file a domestic violence protective order, or a senior citizen who cannot access his food stamps. Legal aid offices take as many cases as they can, but limited resources mean they must turn away most who seek help. This report summarizes the most recent findings about the unmet civil legal needs of low-income people in Oregon.

This is not the first time Oregon has assessed the civil legal needs of its low-income communities. The 2000 Civil Legal Needs Study was the first evaluation of the unmet civil legal needs of low-income people in Oregon since the 1970s. The 2000 study found that there was a high need for civil legal services for people with low and moderate incomes, and that the existing legal services delivery network was not adequately meeting that need. The 2000 study strengthened and spurred ongoing efforts to increase resources to address the critical legal needs of Oregon's most vulnerable citizens.

With the support of the Oregon Department of Justice, the 2018 Civil Legal Needs Study was commissioned by the Oregon Law Foundation, Oregon State Bar, Oregon Judicial Department, Campaign for Equal Justice, Legal Aid Services of Oregon, and the Oregon Law Center to assess the current ability of low-income individuals to access the civil justice system. The researchers endeavored to gather reliable and useful data to help policy makers, legislators, agencies, funders, and legal aid service providers inform their investment and service decisions. This report summarizes and highlights the key findings of the study.

The study findings are stark. Legal problems are widespread, and the impact they have on the lives of low-income individuals can be life altering. People of color, single parents, domestic violence and sexual assault survivors, people with disabilities, those with prior juvenile or criminal records, and youth experience civil legal emergencies at a higher rate than the general public. This report is both an assessment and a call to action. Despite concerted efforts over the past two decades, our state's civil justice system is not meeting the needs of Oregon's poor. When these needs go unmet, the health, safety, and resiliency of individuals, families, and entire communities are impacted.

We can and must do better.

Our justice system must help every Oregonian know what their rights are and understand where to find legal help.

Our justice system must help achieve justice for Oregon's low-income communities by addressing ongoing and large-scale injustices such as racial discrimination and the cumulative effects of poverty over time.

Every Oregonian deserves a justice system that is accessible and accountable. The legitimacy of our democracy depends on the premise that injustices can be addressed fairly within the bounds of the law, no matter who you are or where you live. Let us work together in Oregon, to ensure that justice is a right, not a privilege—for everyone.

A handwritten signature in black ink that reads "Martha Walters". The signature is written in a cursive, flowing style.

Chief Justice, Oregon Supreme Court

Civil Legal Aid

What is It?

Civil legal aid in Oregon ensures fairness for all in the justice system, regardless of how much money a person has. Legal aid provides essential services to low-income and vulnerable Oregonians who are faced with legal emergencies.

Civil legal aid connects Oregonians with a range of services—including legal assistance and representation; free legal clinics and pro bono assistance; and access to web-based information and forms—that help guide them through complicated legal proceedings. In doing so, civil legal aid helps Oregonians protect their livelihoods, their health and safety, and their families. Legal aid helps people know and defend their rights.

Civil legal aid helps Oregonians of all backgrounds to effectively navigate the justice system, including those who face the toughest legal challenges: children, veterans, seniors, persons with disabilities, and victims of domestic violence.

Who Does it Help?

Approximately one in five Oregonians (807,000 people) has a household income below 125% of the poverty level. For a family of four, 125% of the 2018 Federal Poverty Level was \$31,375 per year. Low-income households struggle to afford even basic living expenses of food, shelter, and clothing. Poverty is pervasive in both urban and rural communities. People of color, single women with children, persons with disabilities, and those who have not obtained a high school diploma are overrepresented in the poverty population.

General Study Findings

Legal problems are widespread and seriously affect the quality of life for low-income Oregonians. A vast majority of the low-income Oregonians surveyed experienced at least one legal issue in the last year. These legal problems most often relate to basic human needs: escaping abuse, finding adequate housing, maintaining income, living free from discrimination, and accessing healthcare. Even though their legal problems are serious, most people face them alone.

Problems are Widespread

The legal needs survey asked a series of questions in 18 categories intended to reveal the kind of problems people experienced in the previous year. Each question was designed to reveal an experience where it is likely that either legal help could ease a problem or legal advice could clarify rights and obligations. The goal was to determine the issues that low-income Oregonians experienced where civil legal aid could help. In this report, a yes to one of the issue-specific questions represents a civil legal problem.

75% of study participants reported experiencing at least one civil legal problem in the preceding 12 months.

Problems are Related

Low-income Oregonians rarely experience civil legal problems in isolation, with 61% of households experiencing more than one problem in the prior year. Loss of a job can lead to loss of a home, and experiencing a sexual assault or domestic violence can lead to a torrent of civil legal problems. One-quarter of those surveyed experienced eight or more problems in the last year.

The average low-income household experienced **5.4** civil legal problems over the last year.

Civil Legal Help is Needed

84% of people with a civil legal problem did not receive legal help of any kind.

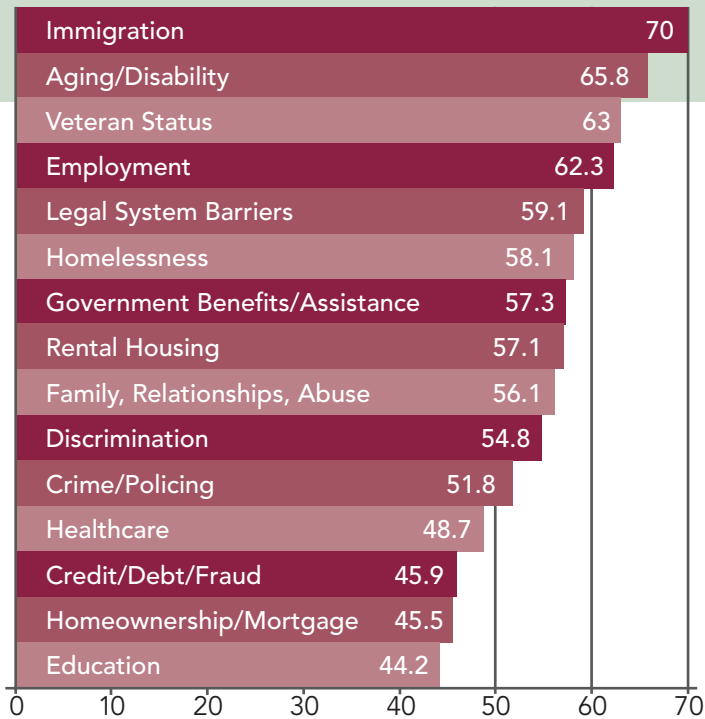
The U.S. Constitution guarantees the right to legal representation in criminal cases. This right does not extend to people with civil legal problems. This leaves the majority of low-income Oregonians to face their legal problems alone, without the help of a lawyer, regardless of how complicated or serious the case is.

The Most Harmful and Most Common Problem Areas

Civil Legal Problems Affect People's Lives

Many of the legal problems that low-income Oregonians face relate to essential life needs: maintaining housing, protecting children, or managing a health issue. For low-income Oregonians, these are not *legal issues*. Rather, they are critical *life issues*. What is certain is that poverty absolutely has an effect on the legal problems people face, as well as how those individuals experience the justice system.

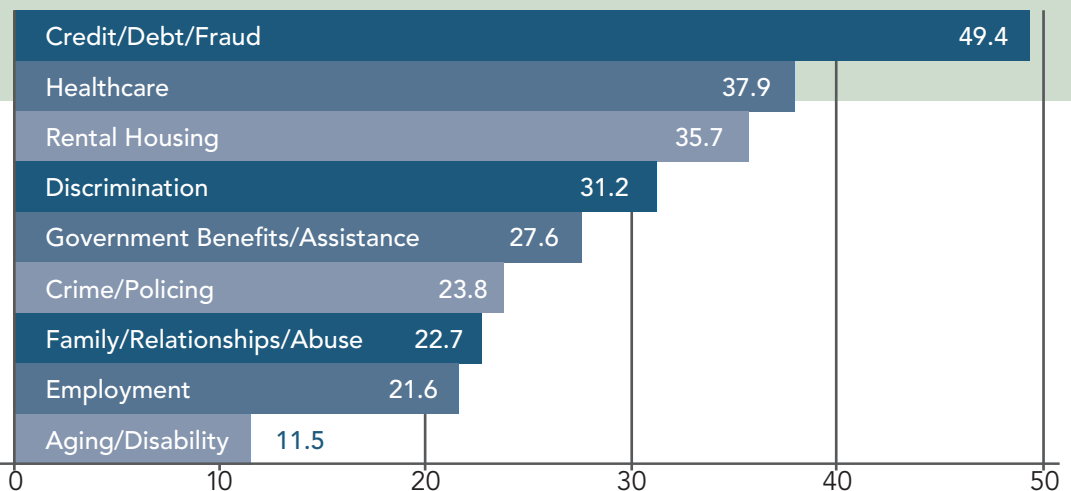
Most Harmful Issues



Percent of participants who experienced a civil legal problem in a given subject area, and who rated the effects of that civil legal problem as either very or extremely negative.

In order to determine which legal problems had the greatest direct impact on people's lives, participants were asked to rate how negatively an issue in a specific legal category affected them or their household. A five-level scale was used: not at all, slightly, moderately, very, or extremely negatively.

Most Common Problems



Percent of households that experienced at least one issue in a problem area in the last year.

Below we highlight some, but not all, of the most critical issues reported in the study. These are issues that are top priorities for legal aid, given the frequency that they occur and the severity of the impact these types of legal problems have on people's lives.

Housing and Homelessness

At the time of this legal needs study, Oregon experienced a housing and homelessness crisis. The fact that this study occurred in the middle of the housing crisis gives us the chance to see the housing-related problems people continue to experience in connection with the crisis. The study shows that in Oregon, many struggle to find affordable housing, many struggle to continue to afford the housing they are in, and nearly 1 in 10 households has experienced homelessness in the last 12 months. For low-income Oregonians, obtaining and maintaining affordable housing is a serious issue no matter what kind of housing is involved.

Rental Housing

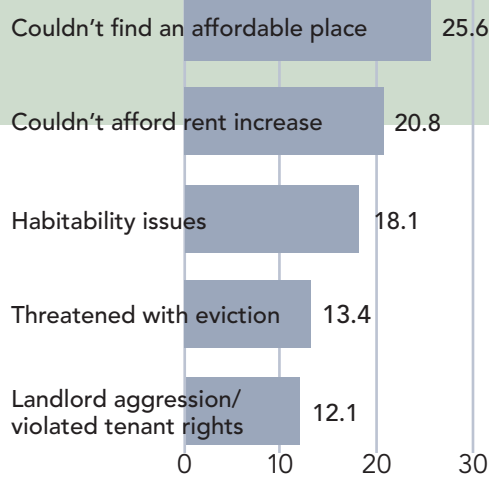
The study showed that 65% of all participants were renters. Within that category, 81% of African Americans were renters, and 71% of single parents were renters. The two most common rental housing issues are related to the unaffordability of housing: 26% of participants had trouble finding an affordable place to live and 21% reported that they could not afford a rent increase.

53% of renters experienced at least one housing-related issue.

Habitability issues were common, with 18.1% of participants reporting problems related to their landlord failing to keep their home in a decent, safe, or clean condition. This includes problems with mold or vermin; proper roof, windows, and structure; and working heat and water. 13.4% reported threats of eviction and 12.1% reported that their landlords acted aggressively. Aggressive action by a landlord includes entering without notice, turning off utilities, locking out tenants, harming a tenant's property, or threatening any of these actions.

Most Highly Reported Rental Housing Problems

Percent of households that rent that experienced each rental housing problem.

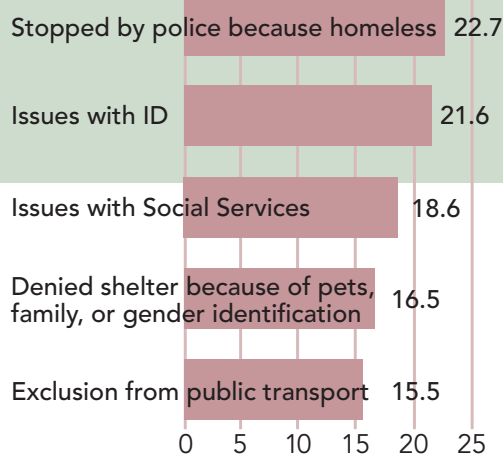


Homelessness

A staggering 10% of those who completed the survey reported that someone in their household had been homeless in the previous 12 months. That percentage bears even more weight considering that the survey was mailed to those currently residing at a physical address. These are individuals who lost their housing and regained it. Those who lost their housing and were unable to find new housing remain uncounted by this survey. Additionally, those experiencing long-term, chronic homelessness were not counted by this survey's methodology. The fact that so many experienced intermittent homelessness speaks to the depth of the housing crisis in Oregon.

Most Common Civil Legal Problems Reported by Homeless Individuals

Percent of households that reported having someone who was homeless within the prior 12 months that experienced each homelessness-related problem.



Three subgroups stand out as disparately affected by homelessness. First, survivors of domestic violence and sexual assault were 6.2 times more likely to be in a household affected

10% of survey participants reported a household member had been homeless in the last 12 months.

by homelessness than the rest of the population. Second, those with criminal and juvenile records were 4.4 times more likely to be in a household affected by homelessness than the rest of the population. Third, single parents were over 2.5 times more likely to be in a household affected by homelessness than the rest of the population.

Although homelessness is often considered an urban problem, households in the most rural counties reported being affected by homelessness at a rate more than 3 times higher than that reported in the most urban counties.

Domestic Violence and Sexual Assault

Survivors of domestic violence and sexual assault (DV/SA) suffer civil legal problems at significantly higher rates compared to the general population. Their legal problems go beyond family law and abuse issues. They experience a greater rate of legal problems in nearly all of the legal subject areas in the survey: rental housing, homelessness, financial, age and disability, veterans', tribal, employment, farm work, education, government assistance, policing, healthcare, and discrimination. Violence is pervasive, causing ripples that disrupt housing, jobs, and children's educations.

Just under 10% of survey participants reported suffering DV/SA in the previous 12 months. African Americans experienced DV/SA at 2.2 times and single parents experienced DV/SA at 2.4 times the rate of those not in these groups.

Households with DV/SA survivors were:

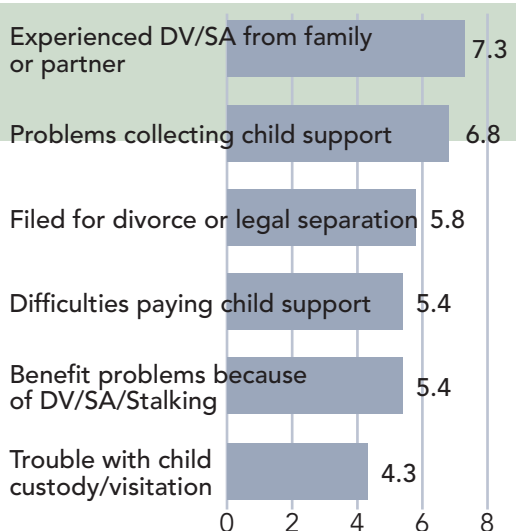
- 6.2 times more likely to experience the effects of homelessness
- 3.7 times more likely to have an education-related issue
- 3.0 times more likely to have an employment issue
- 2.1 times more likely to have a rental housing problem



Family

Family law problems were ranked highly in both severity and frequency by survey participants. Problems related to safety and financial stability were the most critical family law issues. DV/SA at the hands of a family member or partner was the most highly-reported issue, and difficulty collecting child support was the second-most reported family law problem. Single parents and people of color disproportionately experience family law problems; single parents who were surveyed were 2.8 times more likely to have a family law problem, and African Americans were 1.5 times more likely to have a family law problem.

Most Highly Reported Family Law Problems



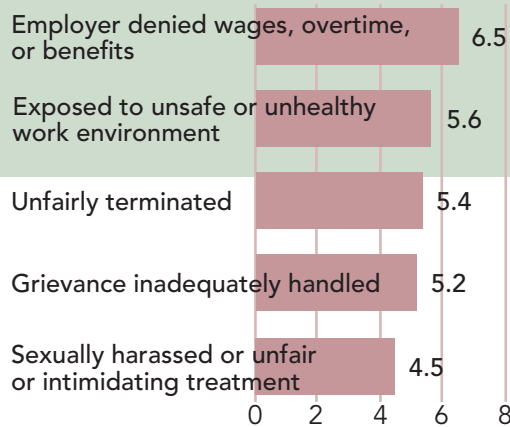
Percent of all participating households that experienced each family or abuse-related problem.

Employment

For 62.3% of survey participants with an employment issue, the problem was very or extremely likely to negatively affect their life. Parenthood and involvement with the criminal justice system increased the likelihood that a survey participant would have an employment legal problem. The more children a participant had, the more likely they were to have an employment law problem.

Most Highly Reported Employment Law Problems

Percent of participating households that experienced each employment problem.



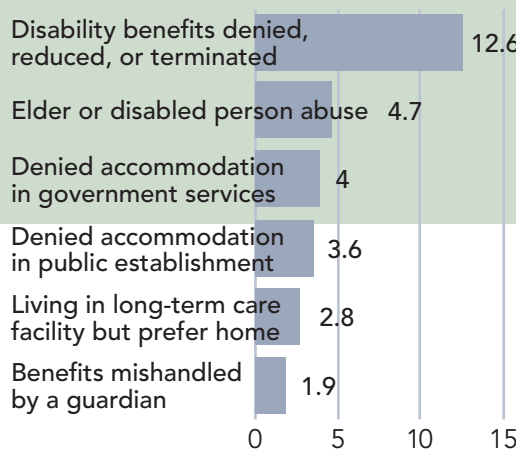
Single parents were 1.4 times more likely to have an issue with employment. People with criminal or juvenile records were 1.5 times more likely to have an issue. Frequency of employment issues was also a problem, as 9% of survey participants reported more than one employment issue.

Aging & Disability

Oregon's community of people with disabilities disproportionately experiences legal problems and is disproportionately low income. Over 44% of the households surveyed included someone with a disability. The survey also highlighted the intersectionality of race and disability, with Native Americans and Asian Pacific Islander participants being 1.9 times more likely to be affected by aging and disability-related legal problems.

Most Highly Reported Aging and Disability-Related Legal Problems

Percent of households that reported having someone over 65 or having someone with a disability that experienced each aging or disability-related problem.



Single parents were 1.7 times more likely to have an issue in this area.

Immigration

As the survey was being conducted, US immigration policy was undergoing significant changes, with an impact on thousands of Oregonians. The immigration section of the survey was designed to determine the need for formal immigration help and the need for legal information to reduce fear experienced by foreign-born individuals.

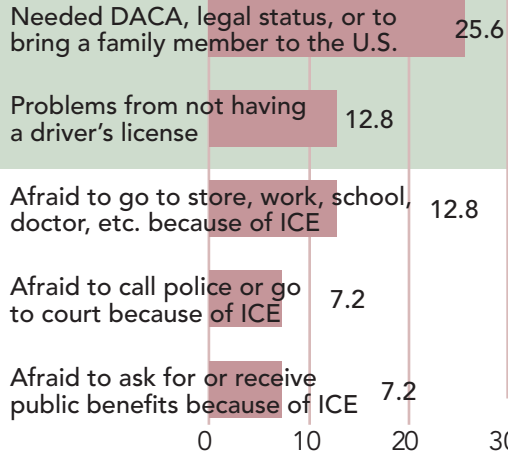
Although only 4% of all survey participants directly experienced an immigration-related legal issue, immigration problems were the most harmful of any legal problem to participants' lives. 13% of households had at least one person born outside of the US, and immigration legal issues were common in these households. For foreign-born households, immigration legal problems

12.8% of foreign-born households feared participating in the activities of daily life—work, shopping, school, seeking medical help—because of Immigration and Customs Enforcement.

were as common as rental housing problems were to the overall low-income population. It is also worth noting that there is a likelihood that under-reporting may be taking place as a result of fear of being identified as an immigrant.

Most Highly Reported Immigration Law Problems

Percent of households that reported having a foreign-born individual that experienced each immigration-related problem.



One in three foreign-born study participants had at least one immigration legal problem in their household.

50% of foreign-born/Latinx and foreign-born/Spanish-speaking participants had at least one immigration legal problem in their household.

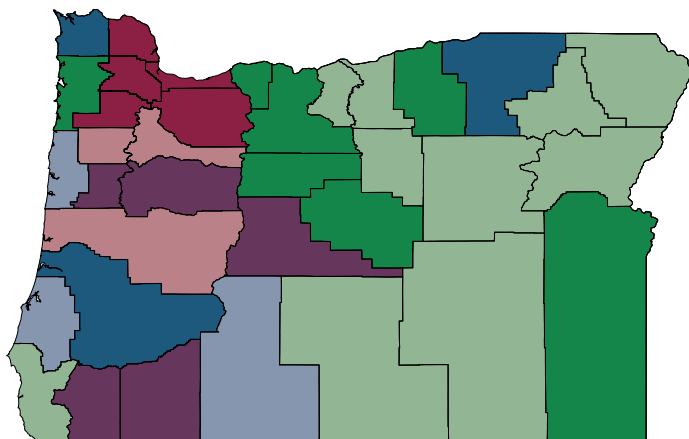
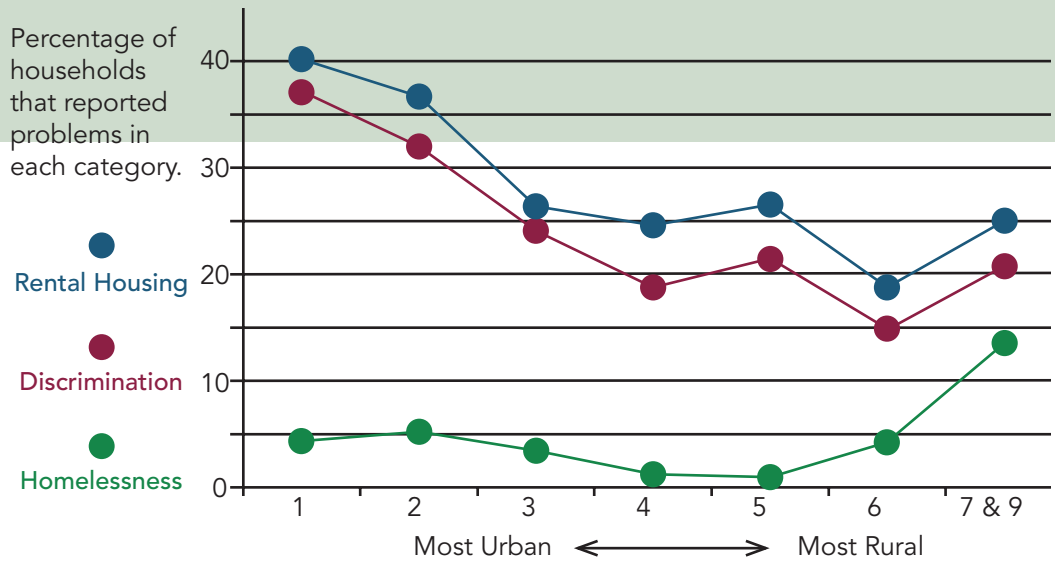
Four in five households with a foreign-born individual of African descent (from anywhere in the world) had at least one immigration legal problem in their household.

25.6% of foreign-born households needed help improving their immigration status: DACA, visa/citizenship, refugee status, etc.

Where You Live Makes a Difference

To highlight geographic differences, responses were categorized and compared based on the urbanization of the county they came from. Problems with rental housing and discrimination become more prevalent the more urban a county is. Homelessness strongly increased in prevalence as counties became more rural.

Effects of Geography on Legal Problems



Population Categories

- 1 Metropolitan county with urban population > 1 million
- 2 Metropolitan county with urban population 250k to 1M
- 3 Metropolitan county with urban population under 250k
- 4 Urban population of 20,000 or more and adjacent to a metropolitan county
- 5 Urban population of 20,000 or more and not adjacent to a metropolitan county
- 6 Urban population 2,500 to 20,000 adjacent to a metropolitan county
- 7&9 < 20,000 Urban population not adjacent to an urban area

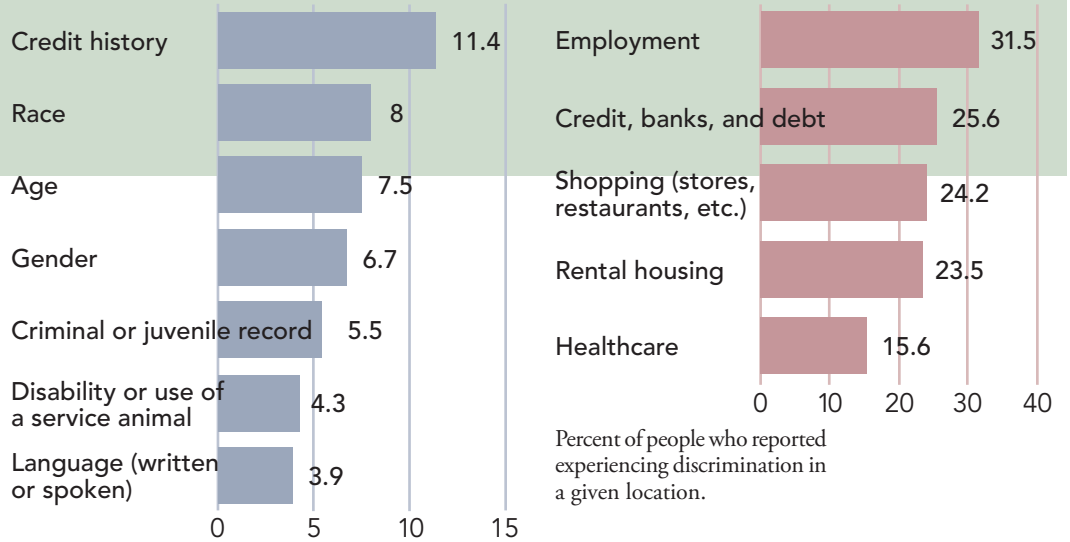
Discrimination

The survey asked participants if they experienced discrimination in the prior 12 months and where and how that discrimination was experienced.

Although the type of discrimination asked about extended far beyond race and ethnicity, racial and ethnic minorities reported significantly more discrimination:

Most Highly Reported Reasons and Places for Discrimination

Percent of people who reported experiencing discrimination for each reason.



Thirty percent of all survey participants experienced at least one form of discrimination. Forty percent of Latinx individuals, 48% of Native Americans, and 51% of African Americans experienced discrimination. People with particular backgrounds also experience discrimination at elevated rates, including 38% of single parents and 51% of people with a criminal or juvenile record.

Systemic Discrimination

African Americans

Oregon's low-income racial and ethnic minorities disparately experience legal problems. The survey shows that in every legal area except one, African Americans experience higher rates of civil legal issues than non-African Americans. Additionally, African Americans reported stronger negative effects than non-African Americans from the civil legal problems stemming from rental housing, tribal membership, education, policing, discrimination, and family and abuse.

African Americans were:

- 2.3 times more likely to experience homelessness
- 2.1 times more likely to experience an education issue
- 1.8 times more likely to experience an issue with policing
- 1.6 times more likely to experience a rental housing issue

Homeownership was the only area where African Americans suffered legal problems at a lower rate than the general population. Explanations for this may include systemic racism and the historic prevention of homeownership by people of color in Oregon. Only 5.9% of African-American participants and 15.7% of Latinx participants own homes, compared to 24% of all participants.

Native Americans

Similar to African Americans, Native Americans experience many more civil legal problems. In 14 of the 17 categories surveyed, Native Americans experience problems at higher rates than non-Native Americans. Native Americans also experience more negative effects from problems connected to rental housing, aging and disability, health care, and family and abuse.

Native Americans were:

- 2.7 times more likely to experience a veteran status issue than non-Native Americans
- 1.9 times more likely to experience an elderly or disability-related issue
- 1.9 times more likely to experience a mobile home issue
- 1.5 times more likely to experience homelessness
- 1.5 times more likely to experience a health care issue

Latinx participants were:

- 15 times more likely to experience immigration issues than non-Latinx Oregonians
- 1.8 times more likely to experience homelessness
- 1.7 times more likely to experience an education issue
- 1.3 times more likely to experience rental issues

Asian Americans were:

- 2.6 times more likely to experience a homeownership issue than non-Asian Americans
- 2.4 times more likely to experience a veterans' issue
- 2.1 times more likely to experience an immigration issue

Latinx

Latinx participants did not experience issues as disparately as African Americans and Native Americans, but did experience higher rates of civil legal issues than non-Latinx individuals in 9 of 17 categories. With only 59% reporting a primary language of English, language can present a significant issue for Latinx individuals trying to find solutions in a legal system that operates in English. 53% of Latinx participants reported being foreign born, and of those who were foreign born, 48% reported an immigration issue in their household. Issues related to rental housing, healthcare, immigration, and discrimination had stronger negative effects for Latinx people.

Asian American

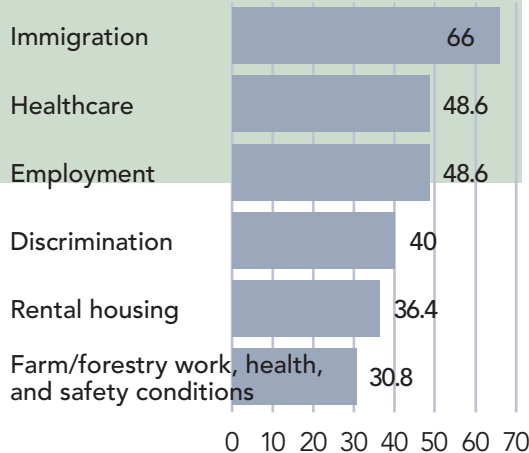
Asian American participants experienced legal problems at lower rates across most issue areas. Asian Americans did have some issue areas that stood out, including homeownership, veterans' issues, and immigration issues. However, the most significant barrier to justice was not speaking English. Only 59% of low-income Asian Americans reported English as their primary language.

The Farmworker Experience

Farmworkers stated serious concerns about working conditions, including exposure to pesticides, unsanitary conditions, and substandard wages. A substantial number of workers reported not receiving overtime pay when due or rest breaks. With no access to affordable healthcare, the physical and psychological effects of these conditions worsened. Many workers feared retaliation from their supervisors and authorities for reporting failure to provide basic, safe working conditions.

Most Common Civil Legal Problems Reported by Farmworkers

Percent of farmworker households that experienced each legal problem area.



One of the most powerful themes from the survey was the high level of fear based on immigration status. These findings show an extremely vulnerable population who, for good reason, sees itself as isolated and separate from mainstream society.

Barriers to Justice

People Do Not Know Where to Go For Help

More than half of the survey participants (52.8%) who experienced a legal problem looked for legal help. Only about half of participants (49%) had heard of legal aid. Just under a quarter of participants (23.9%) tried to get a lawyer to help them. Even fewer (15.8%) were successful in obtaining any kind of help from a lawyer, including simple legal advice. For participants who were able to obtain a lawyer, help came from three main sources: private attorneys, either paid or pro bono (49.5%); legal aid lawyers (26.7%); and other nonprofit lawyers (23.8%).

84.2% of people who needed a lawyer were unable to obtain one.

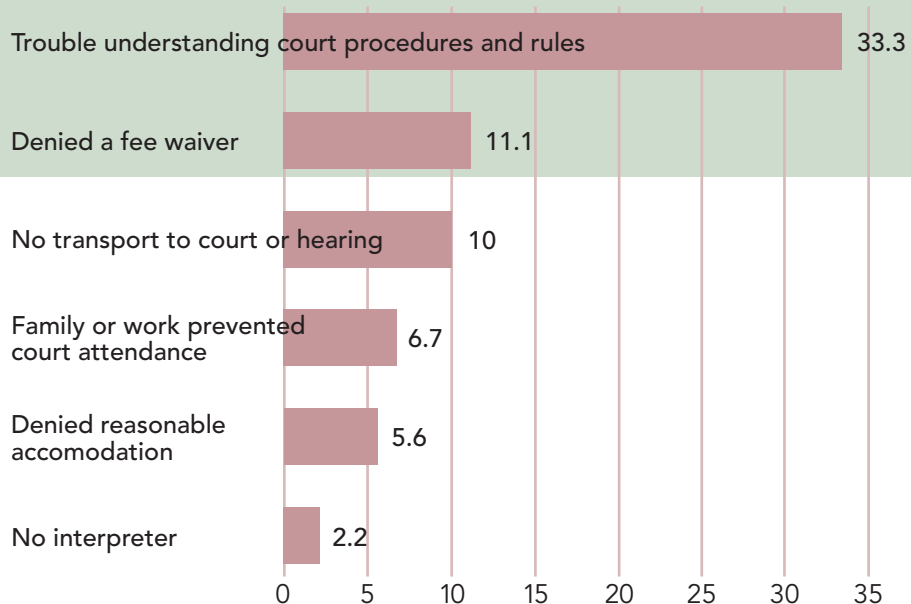
Key findings from survey participants who attempted to address their own legal problems found that: 1) white Caucasians researched legal issues at 1.5 times the rate of people of color; 2) those with internet access researched issues at 1.4 times the rate of those without the internet; and, 3) people with a bachelor's degree researched at 1.2 times the rate of those with less education. Participants who were the least likely to look for help, and arguably the least likely to know that help exists, were members of the Latinx community, particularly Spanish speakers. Latinx participants researched legal issues at 66% the rate of others, and Spanish speakers researched at 33% the rate of others.

People with Court Hearings Have Trouble Accessing the Legal System

Approximately 10% of participants had a civil or family court hearing in the previous year. Low-income participants reported several barriers to meaningfully participating in the hearing process. The largest barrier was understanding the rules and procedures in court, with more than one in three people reporting this problem. It is hard for court participants to feel a sense of just treatment when they are struggling to simply understand what is going on.

Most Highly Reported Problems Accessing the Courts

Percent of people reporting each problem with court access.



When People are Denied Access to Justice, Their Faith in the Legal System Erodes

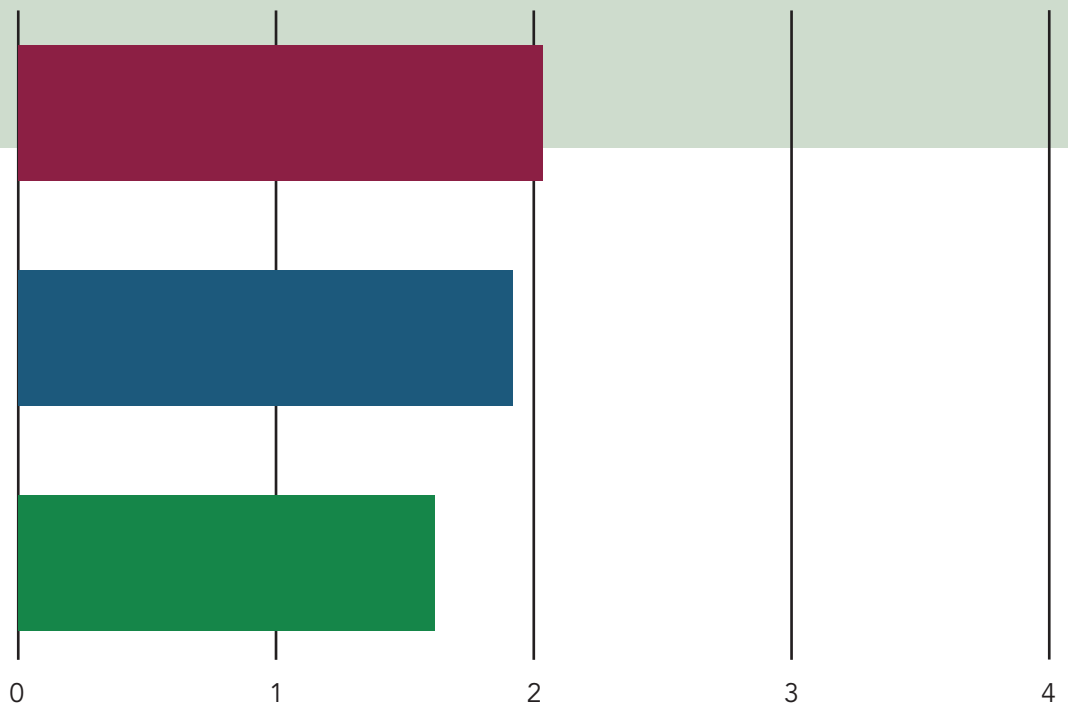
There are costs and consequences to administering a system of justice that denies large segments of the population the ability to assert and defend their core legal rights. When someone needs an attorney and cannot obtain one, they are forced to navigate a complicated civil justice system on their own. The results are most often detrimental to the people involved. This leads to cynicism and distrust of the system, as well as a likelihood that even those with a strong chance of successfully resolving their issue will choose not to engage with the system.

To get a sense of how well the civil legal system provides low-income Oregonians with a feeling of justice, participants were asked in three different ways to rank how often the courts and the civil legal system provide fair results. In the rankings, zero represented the lowest frequency of providing justice and four represented the highest.

On average, participants felt that the civil legal system treated people fairly “some of the time,” and that the civil legal system could help solve problems slightly less than “some of the time.” Participants were least likely to feel the courts could help protect them and their rights, agreeing that only “rarely” to “some of the time” was this true.

Perceived Fairness of the Civil Legal System

- 0 = “Not at all”
- 1 = “Rarely”
- 2 = “Some of the time”
- 3 = “Most of the time”
- 4 = “All of the time”



- How often do you think you or your family, friends, or neighbors are treated fairly by the civil legal system?
- How often do you think the civil legal system can help you, your family, friends, or neighbors solve the problems identified in the survey?
- How often do you think you or your family, friends, or neighbors can use the courts to protect yourself/themselves and your/their rights?

The Solution

Increased Access to Legal Aid is the Best Way to Meet the Legal Needs of Low-Income Oregonians

When Oregonians who are struggling to make ends meet lack legal representation, they are effectively shut out of the justice system. To the average person, our legal system is a maze.

Legal aid provides:

- Free civil legal representation to low-income people
- Brochures, court forms, and self-help materials to help people navigate the justice system
- A website with accessible legal information available to all Oregonians
- Legal help and representation that helps stabilize families and prevent a further slide into poverty

That is why lawyers are trained to guide their clients through the system. Civil legal aid is a lifeline—it is there to protect people with nowhere else to turn.

We must do better than meeting 15% of the civil legal needs of the poor. The biggest obstacle to legal aid playing a greater role in the community's solutions to systemic poverty is legal aid having the financial resources to reach more families when they need legal help. Oregon's legal aid programs increase fairness in the justice system, empower individuals,

and eliminate many of the barriers that block families living in poverty from gaining financial stability. Legal aid is deeply connected to the communities it serves, with established programs and diverse community partnerships to reach people in need.

Oregon's legal aid programs help more than 28,500 low-income and elderly Oregonians each year. Legal aid offices are located in 17 communities and they serve all 36 Oregon counties. Simply put, when legal aid gets involved, the lives of clients and the welfare of communities improve.

Breaking Through Barriers to Justice

According to national standards set by the American Bar Association, the “minimally adequate” level of staffing for legal aid is two legal aid lawyers for every 10,000 poor people. In Oregon we have two legal aid lawyers for every 14,000 poor people. We must recommit ourselves to

Justice Protects



Clara and Diego

Clara found legal aid after being severely injured by Rafe, her partner of 25 years. He came home drunk and started destroying the walls. He flew into a rage when Clara finally said “enough is enough.” Concerned neighbors called 911 and watched as Clara was transported to the hospital with internal bleeding, a broken arm, and irreversible back and neck injuries. Despite years of horror, Clara only sought help when she saw how Rafe's abuse was affecting her adult daughter and her young son, Diego. Legal aid helped Clara gain full custody of Diego and resolve over \$15,000 of misdirected medical bills. They also helped her assume the mortgage that Rafe refused to pay after he moved out, collecting evidence to show that Clara had been contributing all along, although Rafe's was the only name on the loan documents. After suffering at Rafe's hands for decades, Clara credits her legal aid lawyer's patience and skill for giving her the confidence she needed to overcome fear, stand up for her rights, and regain safety. She explained that her lawyer would say, “You can do this. Don't panic. Just come along when you can.” Clara and her son Diego are an inspiration, as is the legal aid lawyer who is helping her navigate this long journey.

the reasonable and necessary goal of providing “minimum access to justice.” The 2014 Oregon Taskforce on Legal Aid Funding, which included elected officials and leaders in the legal community, concluded that we need to double the resources for Oregon’s legal aid programs in order to have minimally adequate access to justice.

What Can I Do? What Can Oregon Leaders do to Address the Civil Legal Needs of Vulnerable Oregonians? Take Action!

When we say the Pledge of Allegiance, we close with “justice for all.” We need programs like civil legal aid to ensure that the very principle our country’s founders envisioned remains alive: justice for all, not just for the few who can afford it.

Educate

Talk about the importance of access to justice. Let people know that civil legal aid is there for those who need help. Share this report. The information in this report is not widely known and it is hard to solve problems that no one is talking about. Let’s amplify the conversation.

Speak Up

Oregon has broad bipartisan support for legal aid at the local, state, and federal levels. As a community, let’s continue our sustained focus on a fair and accessible legal system—a system where our neighbors can know their rights and get the help they need.

Fund Legal Aid

Legal aid is a state, federal, and private partnership. Legal aid receives funding from the State of Oregon, the federal government (Legal Services Corporation), private foundations, Interest on Lawyer Trust Accounts (Oregon Law Foundation), and private donations (Campaign for Equal Justice). The single best way to increase access to justice is to help us create more legal aid attorney positions.

Justice Heals



Noelle and Poppy

Noelle’s daughter Poppy was born with Apert’s Syndrome, a rare and complex condition that caused her fingers to be fused together. For Poppy to have full use of her hands, she needed very specialized reconstructive surgery. Noelle connected with a surgeon in Boston who specializes in this type of surgery and who was confident that he could give Poppy ten working fingers. But Noelle’s health plan provider denied the request to use this specialist, citing the cost, and insisted that Noelle use a local surgeon. None of the experienced hand surgeons in Oregon felt confident that they could give Poppy ten fingers. The cycle of requests, denials, and appeals for Poppy’s essential surgery went on for three years, despite the Boston specialist waiving his fees to make the surgery less expensive. Noelle desperately wanted Poppy to have ten working fingers before she began kindergarten, and time was running out. Luckily, Noelle found legal aid, and they began working on the next appeal together. Having an attorney step in to ask questions, request documents, and review processes made all the difference. Just before the appeal hearing, the health plan changed course and gave full permission for the surgery on the East Coast. Now Poppy is thriving with ten fully functional fingers, just in time to start school. To celebrate the one-year anniversary of the surgery, Noelle and Poppy threw a “birthday party” for Poppy’s hands and invited their legal aid lawyer to join the celebration.

Justice Unifies



A Vulnerable Community

Legal aid received a call from two community partners about the same problem: a housing complex where the tenants were suffering because the apartments were unsanitary and unsafe. Legal aid met the clients at their homes, and found that there were 8 units in this complex that all had similar problems suggesting that the landlord had not kept up on repairs: extensive mold around exterior walls of most rooms; water damage from leaking toilets; rusted heaters and ovens; leaking fridges; filthy old carpets; and extensive cockroach and spider infestation.

The families did not ask for help or complain to their landlord because they didn't know that they had a right to live in a safe home with a basic standard of livable repair. They were all refugees—an ethnic minority that was persecuted in their own country that fled to the United States for safety. For most of these clients, their only experience with anything like a landlord-tenant relationship was being in a refugee camp. Some feared that they would be attacked or killed if they complained to the landlord, and none felt they could afford to live anywhere else. Legal aid tried to work with the landlord. However, the landlord's disregard for the tenants seemed deliberate—they did not step up and do the right thing, even when they were advised of their responsibilities. Legal aid then filed suit against the landlord and reached a settlement prior to court. The families immediately got some relief from these unacceptable conditions. There is still a long road ahead for them to acclimate and to feel safe, but positive steps have started—with legal aid's help, their voices were heard and their rights respected.

