

2021 – 2023

GOVERNOR'S BUDGET

Office of the Governor



Berri Leslie, Deputy Chief of Staff

April 12, 2021

Governor's Office Mission

2

The Governor is vested with the executive power of the state, charged with faithful execution of the laws, responsible for proposing a statewide budget, and providing Executive Branch agencies with leadership and direction.

Governor's Office Goals

3

Oregon for All: Creating a Place Where Everyone Can Thrive

- **Ensuring All Oregonians' Basic Needs Are Met** — The first step in stabilizing our communities is to make sure that Oregonians have their most basic needs met: a warm, dry, safe place to call home; access to health care, including long term care; child care for working parents; strong public school and access to COVID-19 relief regardless of immigration status.
- **Creating A Future We Can Be Proud Of: Equity in Education and our Environment** — Creating more equitable access to high-quality education and economic opportunity, as well as through environmental justice that preserves access to the beauty of Oregon for all future generations
- **Supporting Small Businesses and Workers** — Especially during these difficult times, taking action to protect Oregonian's livelihoods by supporting both our workers and our businesses.
- **Reforming the Criminal Justice System** — Widespread racial disparities persist throughout our criminal justice system. The Governor's budget advances police accountability measures, reforming our courts and stabilizing the Department of Corrections budget going forward.
- **Improving Systems to Improve Outcomes** — To ensure Oregon is rising to the challenge of the moment, our state must rethink how the structural and fundamental parts of our democracy function, by investing in expanded voting access and institutionalizing the Racial Justice Council, improving equity in services by modernizing technology and supporting immigrants and refugees.

Governor's Office Program Overview

4

Policy Advisor Issue Areas

Oversight for 80+ state agencies and approximately 300 Boards and Commissions

- Education (early childhood through post secondary)
- Energy, Climate & Transportation
- Healthcare
- Housing and Homelessness
- Human Services
- Jobs and Economy
- Natural Resources
- OLCC, Gaming & Opioids
- Public Safety and Military
- Veterans' Affairs
- Workforce and Labor

Governor's Office Program Overview

5

Statewide Programs

Programs that implement the Governor's priorities across state government

- Equity and Racial Justice
- Public Records and Accountability
- Regional Solutions
- State Resilience

Governor's Office Program Overview

6

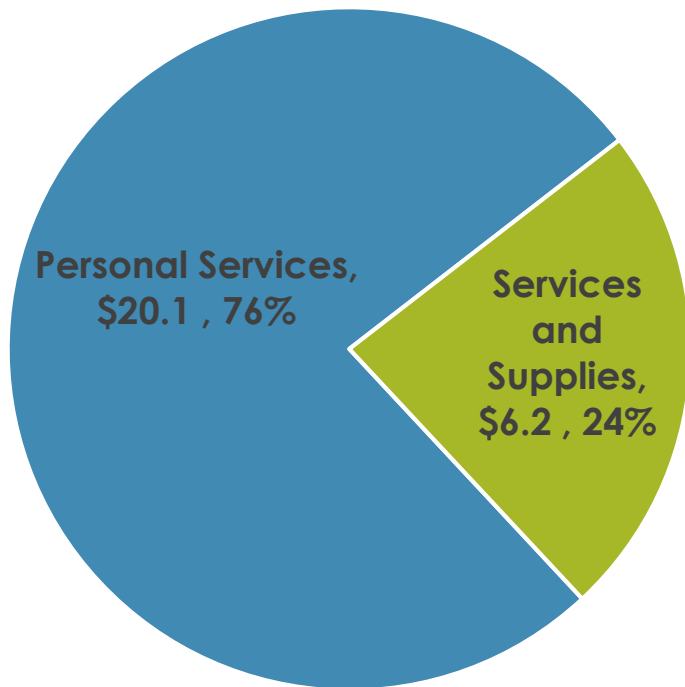
Governor's Office Operations

- Communications
- Legislative
- Budget
- Scheduling
- Operations/Admin
- Executive Appointments
 - Approx. 300 boards and commissions
- Constituent Services
 - Constituent Contacts:
 - 2021 to date 38,500
 - 2020 - 195,000
 - 2019 - 95,000
- Federal Affairs
- General Counsel
 - Tribal Affairs, Ethics, Public Records, Clemency and Arrest & Return Program

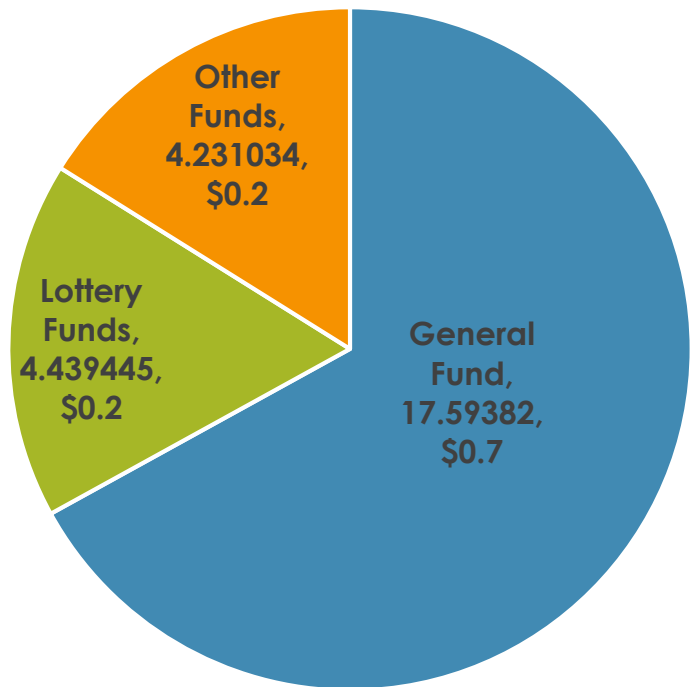
2021-23 Governor's Recommended Budget

7

By Expenditure Category

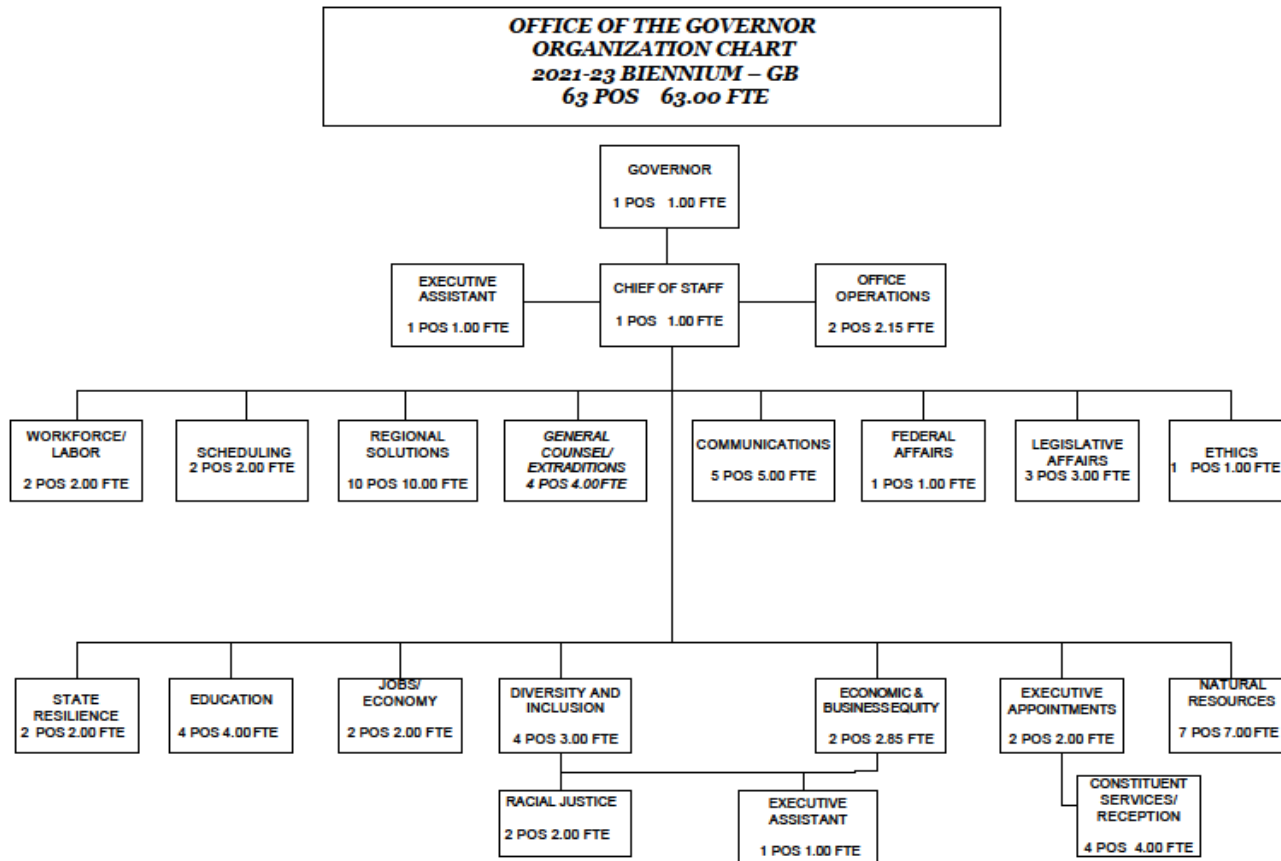


By Fund Type



Organizational Structure

8



Total Recommended Budget of \$26.2 million includes one policy package

9

- This package funds two positions to support the Racial Justice Council.
 - This package will enable the Governor to address systemic racism in Oregon. These two positions will support the **Racial Justice Council**, an advisory group to the Governor with subgroups focused on **criminal justice reform and police accountability, health equity, economic opportunity, housing and homelessness, environmental equity, and education**. The council will provide principles and recommendations that center racial justice and economic recovery to the Governor to inform the 2021-2023 Governor's Recommended Budget and legislative agenda.

Policy Option Packages

10

- **Package 090** (Racial Justice) – 2 FTE, \$598,516 (General Fund)
 - Policy Advisor
 - Administrative Support

Reduction Options

11

	GF	LF	OF	Position	FTE
First 5 percent	(885,564)	(186,393)	(125,443)	(4.00)	(5.50)
Second 5 Percent	(883,722)	(279,596)	(290,870)	(5.00)	(4.25)
Total 10 Percent Reduction	(1,769,286)	(465,989)	(416,313)	(9.00)	(9.75)