
COVID-19 Update

*House Committee on Health Care,
Subcommittee on COVID-19*

April 7, 2021

Patrick Allen
OHA Director

The logo for the Oregon Health Authority. It features the word "Oregon" in a smaller, orange, serif font positioned above the word "Health". "Health" is written in a large, blue, serif font. Below "Health", the word "Authority" is written in a smaller, orange, serif font. A thin blue horizontal line is positioned between "Health" and "Authority".

Oregon
Health
Authority

COVID-19 Cases and Deaths


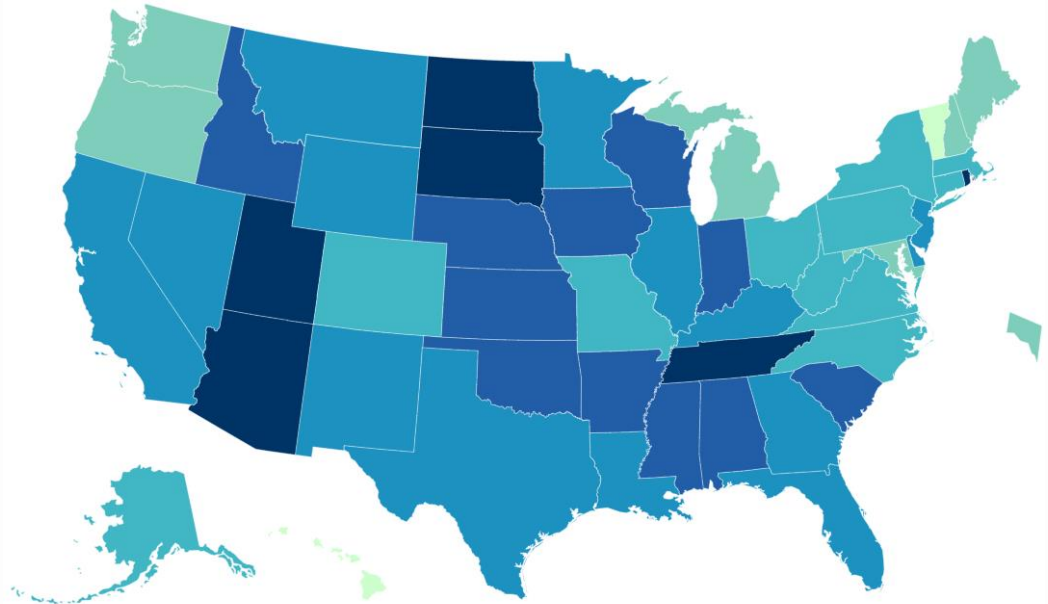
Oregon COVID-19 Cases and Deaths

Cases

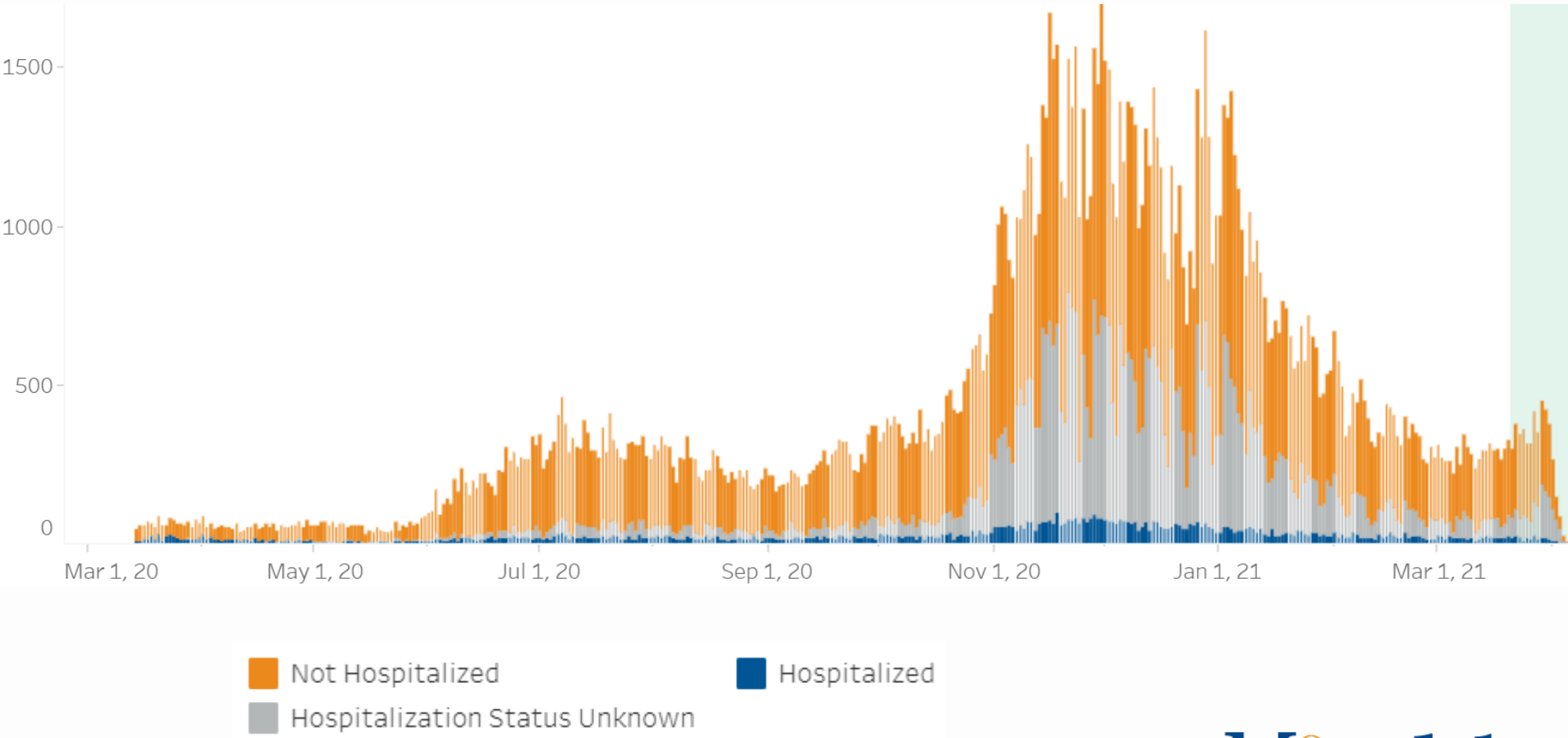
Total	167,658
per 100k	3,962
Rank	4 th lowest (median: 9,638)

Deaths

Total	2,427
per 100k	56
Rank	5 th lowest (median: 164)

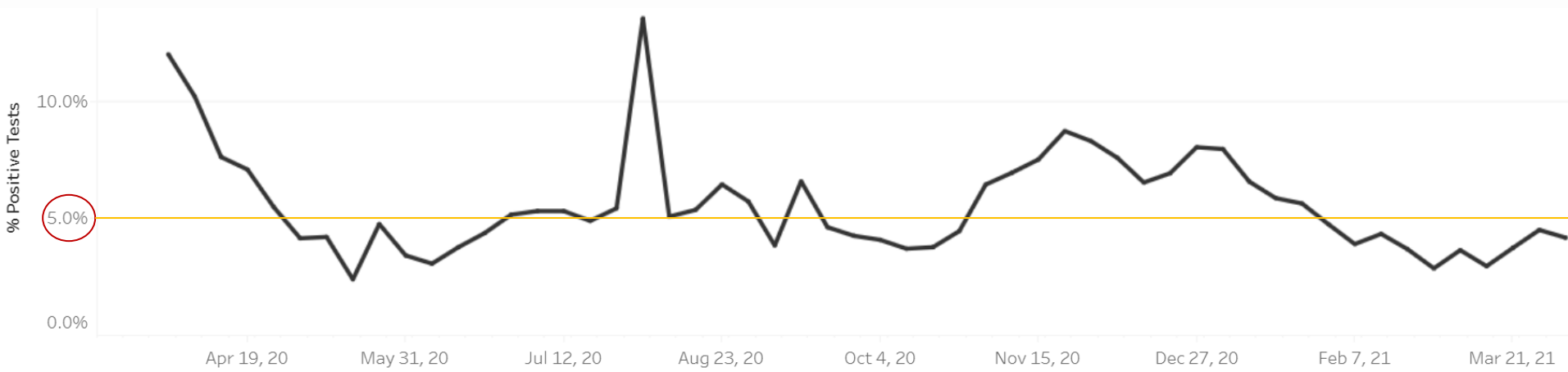


Oregon's Epi Curve

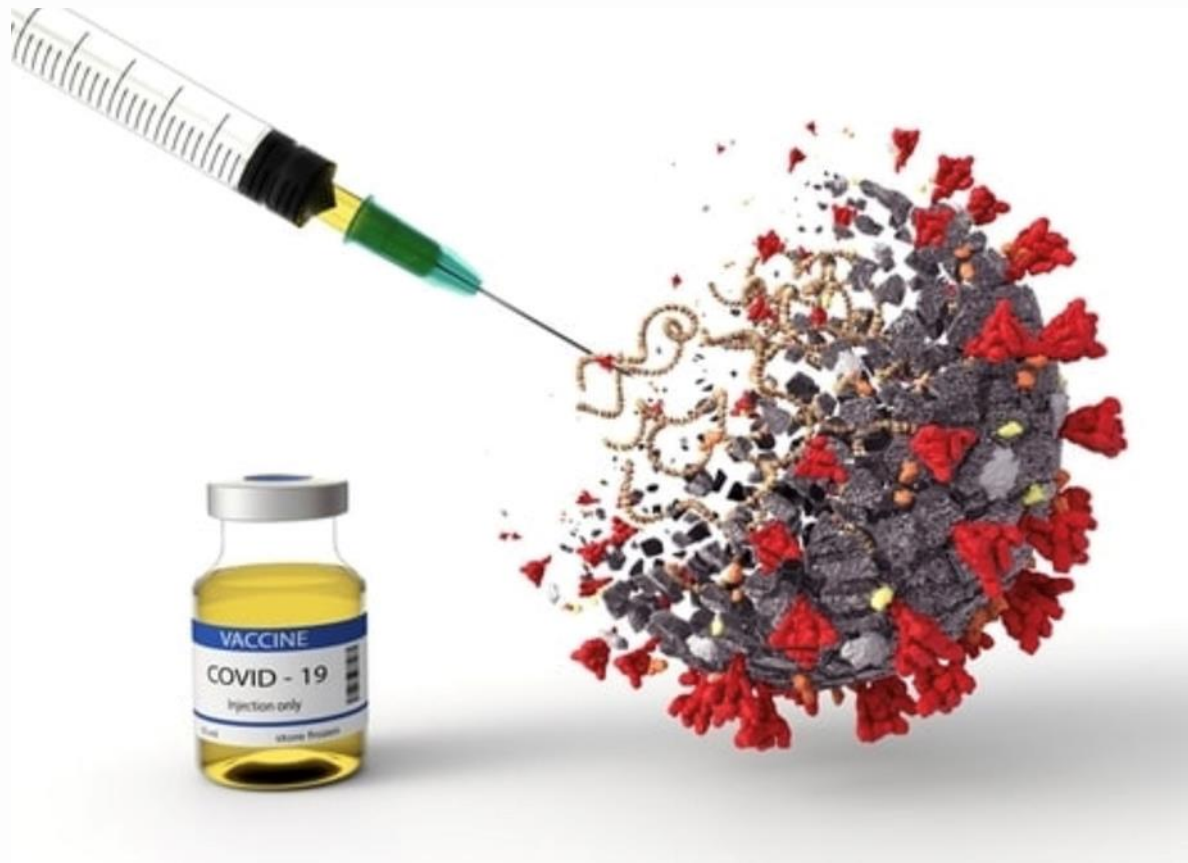


COVID-19 Testing

Test positivity over time

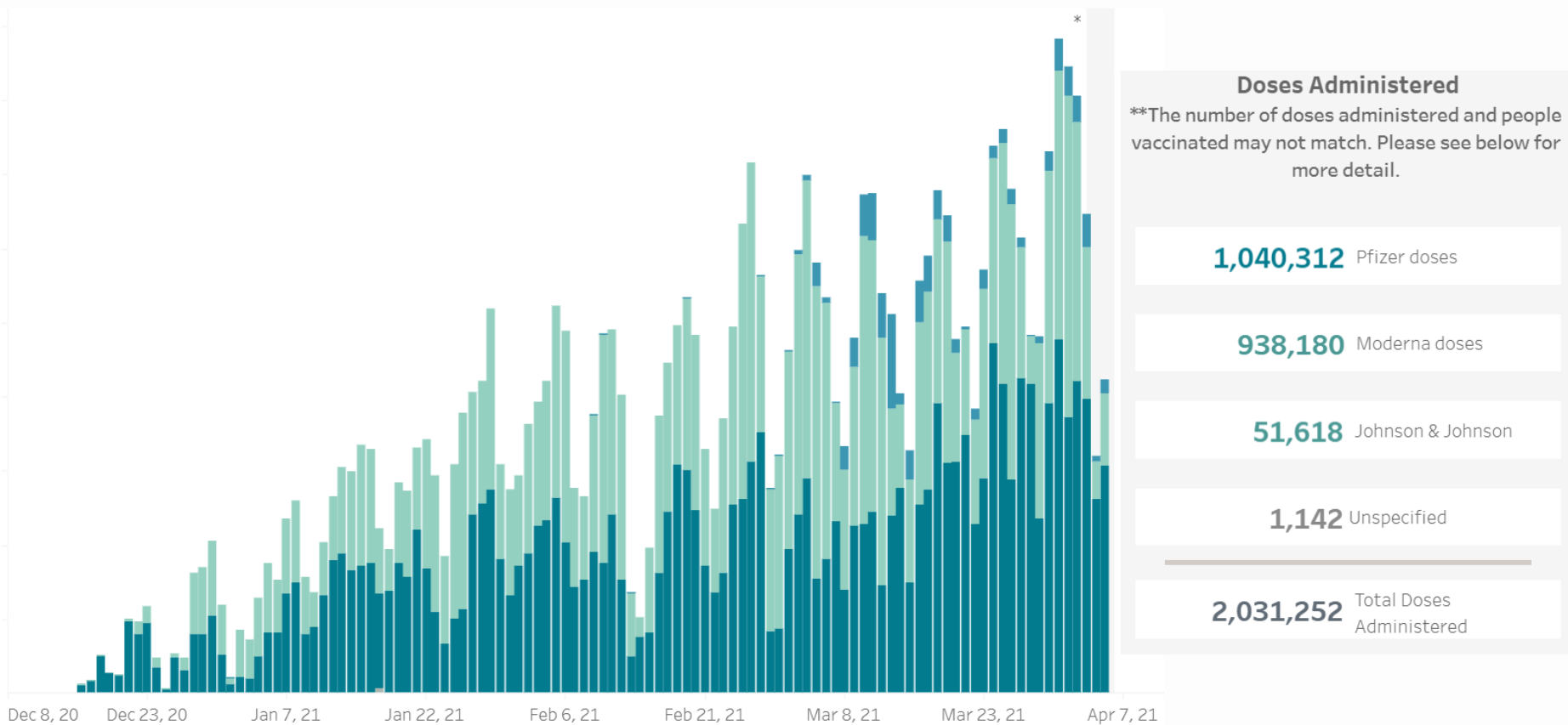


COVID-19 Vaccination Update



COVID-19 Vaccine Doses Administered by Day

- People who have received at least one dose: **1,290,755**



Source:

<https://public.tableau.com/profile/oregon.health.authority.covid.19#!/vizhome/OregonCOVID-19VaccinationTrends/OregonCountyVaccinationTrends>



Vaccines Administered by Age

Age Group	Number Vaccinated	Population Estimate	% of Population Vaccinated
65 to 69	168,293	257,806	65%
70 to 74	151,662	206,440	73%
75 to 79	99,995	133,655	75%
80+	122,758	167,641	73%

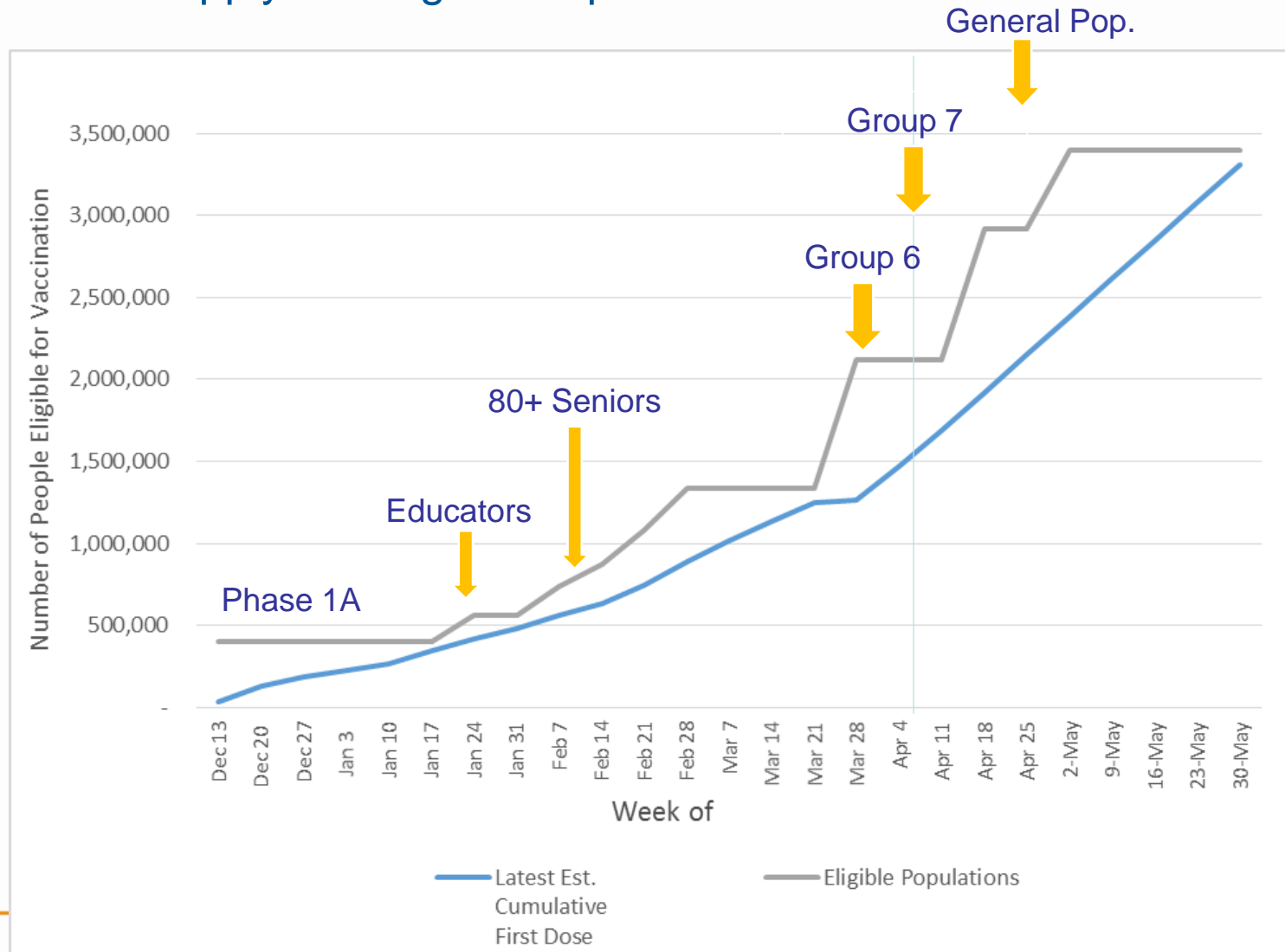
Vaccines Administered by Race/Ethnicity

Race/Ethnicity	Number Vaccinated	Population Estimate	% of Population Vaccinated
American Indian/ Alaska Native*	22,737	75,919	30%
Asian	53,237	206,669	26%
Black	19,723	92,790	21%
Hispanic	71,988	565,177	13%
Native Hawaiian/ Pacific Islander	11,814	21,089	56%
White	919,112	3,656,778	25%

Phase 1B Groups 1-5	Phase 1B Group 6	Phase 1B Group 7	Phase 2
Started January 26, 2021	Eligible March 29, 2021	Eligible April 5, 2021	Eligible April 19, 2021
<ul style="list-style-type: none"> • Childcare providers, early learning and K–12 educators and staff • People age 65 and older 	<ul style="list-style-type: none"> • Adults 45–64 with one or more underlying health conditions with increased risk • Migrant and seasonal farm workers • Seafood and agricultural workers • Food processing workers • People living in low-income senior housing, senior congregate and independent living • Individuals experiencing houselessness (sheltered and unsheltered) • People currently displaced by wildfires • Wildland firefighters • Pregnant people 16 and older 	<ul style="list-style-type: none"> • Frontline workers as defined by CDC and their household members • Multigenerational household members • Adults 16–44 with one or more underlying health conditions with increased risk 	<ul style="list-style-type: none"> • People age 16 and older

High Level Forecast

First Dose Supply vs. Eligible Population



Thank You!