



OREGON
DEPARTMENT OF
ENERGY

Oregon Department of Energy

**2021-2023 Budget
Joint Ways & Means
Subcommittee on Natural Resources
March 1, 2021**

Agenda

- Introduction to the Oregon Department of Energy
- Agency Program and Activities
- 2021-23 Budget
- Proposed Legislation
- Key Performance Measures

Introduction to ODOE





OREGON DEPARTMENT OF ENERGY

Leading Oregon to a safe, equitable, clean, and sustainable energy future.

Our Mission

The Oregon Department of Energy helps Oregonians make informed decisions and maintain a resilient and affordable energy system. We advance solutions to shape an equitable clean energy transition, protect the environment and public health, and responsibly balance energy needs and impacts for current and future generations.

What We Do

On behalf of Oregonians across the state, the Oregon Department of Energy achieves its mission by providing:

- A Central Repository of Energy Data, Information, and Analysis
- A Venue for Problem-Solving Oregon's Energy Challenges
- Energy Education and Technical Assistance
- Regulation and Oversight
- Energy Programs and Activities

Agency Program Divisions and Standing Councils/Groups



Agency Programs & Activities



OREGON
DEPARTMENT OF
ENERGY





Energy
Planning &
Innovation

Energy Efficiency

Renewable Energy

Sustainable Transportation

Climate Change and Resilience



- Help state agencies, schools, tribes, businesses, nonprofits, industries, and farmers **improve energy efficiency**
- Secure Oregon's continued high ranking on the list of **most energy-efficient states**
- Guide implementation of **Home Energy Scoring**
- Provide technical expertise to efforts to improve residential and commercial **building codes**
- Implement **Executive Order 17-20, Accelerating Efficiency in Oregon's Built Environment to Reduce GHG Emissions**
- Conduct research and rulemaking to develop **strong energy efficiency/appliance standards**




Energy Efficiency

Renewable Energy

Sustainable Transportation

Climate Change and Resilience



- Promote the responsible development of **diverse energy resources**
- Address **renewable energy market** challenges and opportunities
- Provide **research and technical assistance** on emerging technologies like smart grid, demand response, and energy storage
- Review and certify generating facilities for the **Renewable Portfolio Standard**
- Research and support emerging renewable options, such as the **Renewable Natural Gas Inventory** for Oregon.



Energy Efficiency

Renewable Energy

Sustainable Transportation

Climate Change and Resilience



- **Provide research and analysis** on alternative fuels and reducing fuel consumption
- **Assist fleet managers** with the purchase and use of alternative fuel vehicles
- Advance projects to **expand the supply of and infrastructure** for alternative transportation fuels such as locally-produced biofuels, electricity, and renewable natural gas
- Partner with ODOT, DEQ, and DLCDD on the **Every Mile Counts initiative**, focusing on sustainable transportation options.
- In 2021, ODOE will publish its first report on **zero-emission vehicles** in Oregon (SB 1044).



Energy
Planning &
Innovation

Energy Efficiency

Renewable Energy

Sustainable Transportation

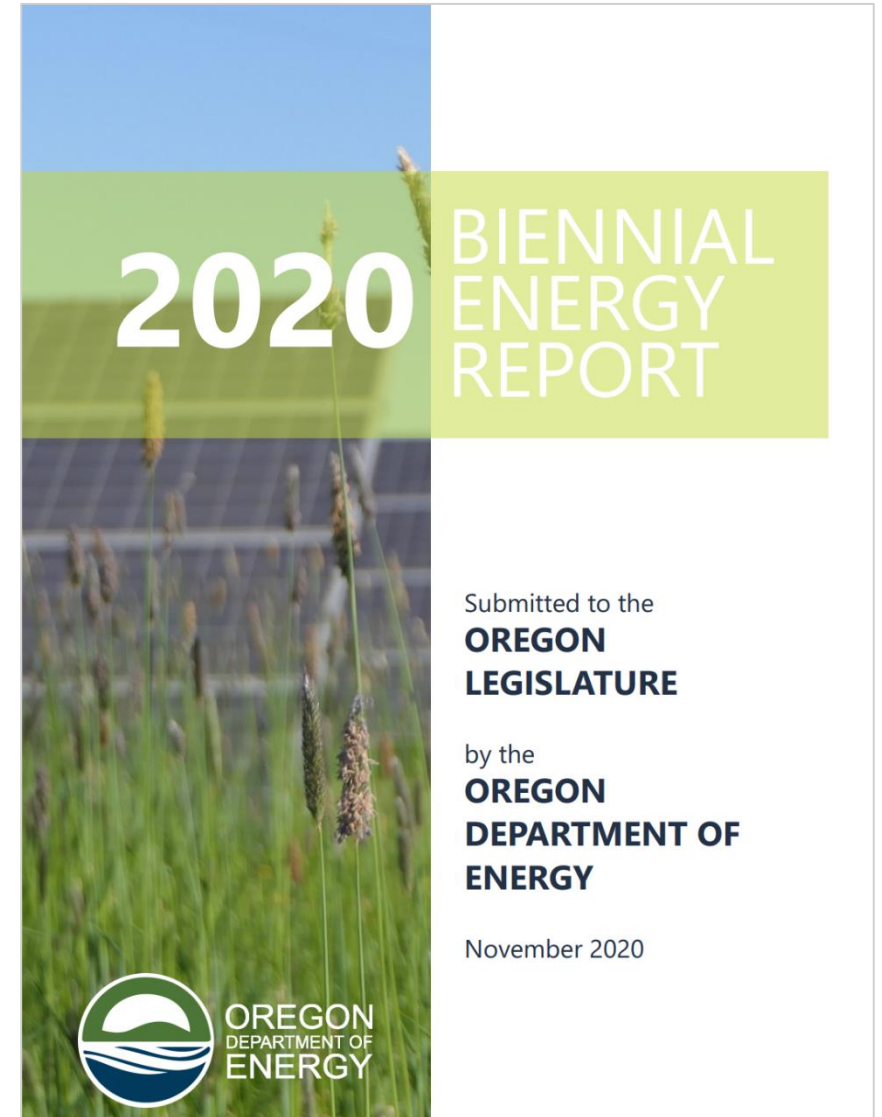
Climate Change and Resilience



- Staff and provide climate change policy expertise and administrative support to the **Oregon Global Warming Commission**
- Implement programs across the agency that **reduce GHG emissions** and mitigate the effects of climate change, including Executive Order 20-04.
- Work to **improve the resilience** of Oregon's energy sector.

Biennial Energy Report

- Inform local, state, regional, and federal energy policy development and energy planning and investments
- Collect and analyze energy data and information
- Review energy resources, policies, trends, and forecasts – and what they mean for Oregon



energyinfo.oregon.gov/ber

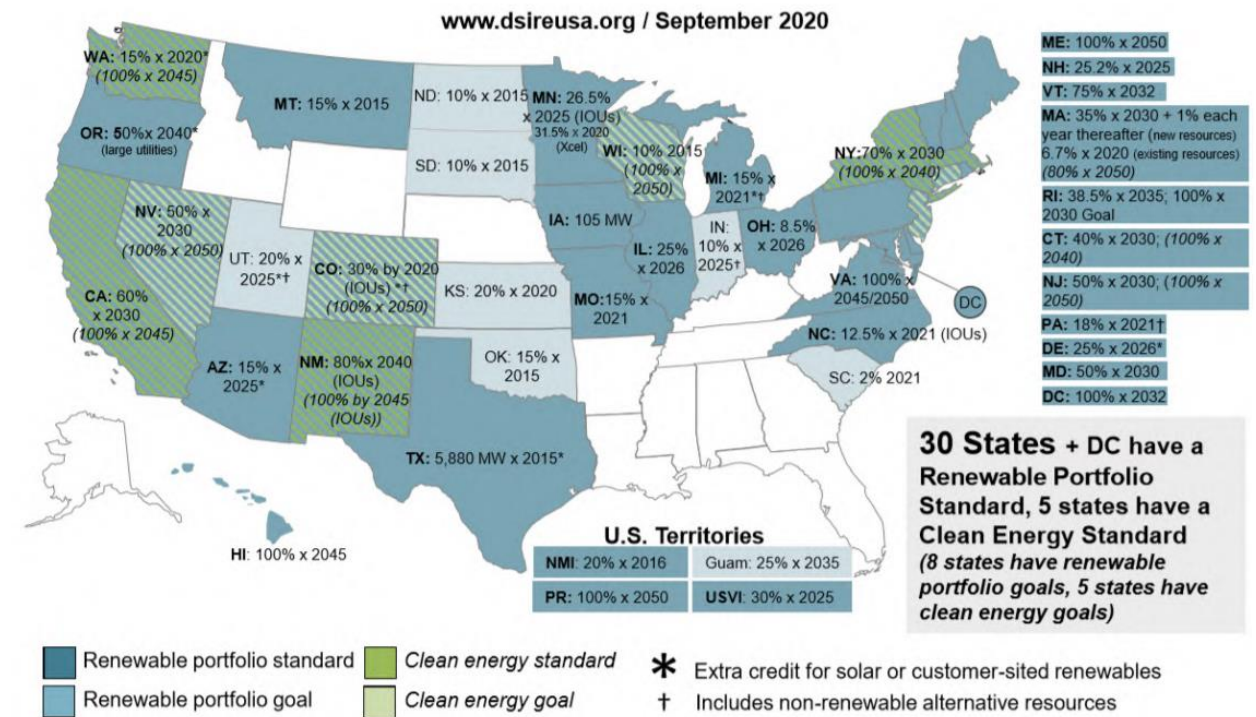
ENERGY REPORT: CLEAN ENERGY STANDARDS

Resource Adequacy & Clean Energy Standards

Resource adequacy ensures there are sufficient resources available to meet electricity needs. As more coal plants head toward retirement and renewable energy facilities come online, addressing resource adequacy will become even more important.

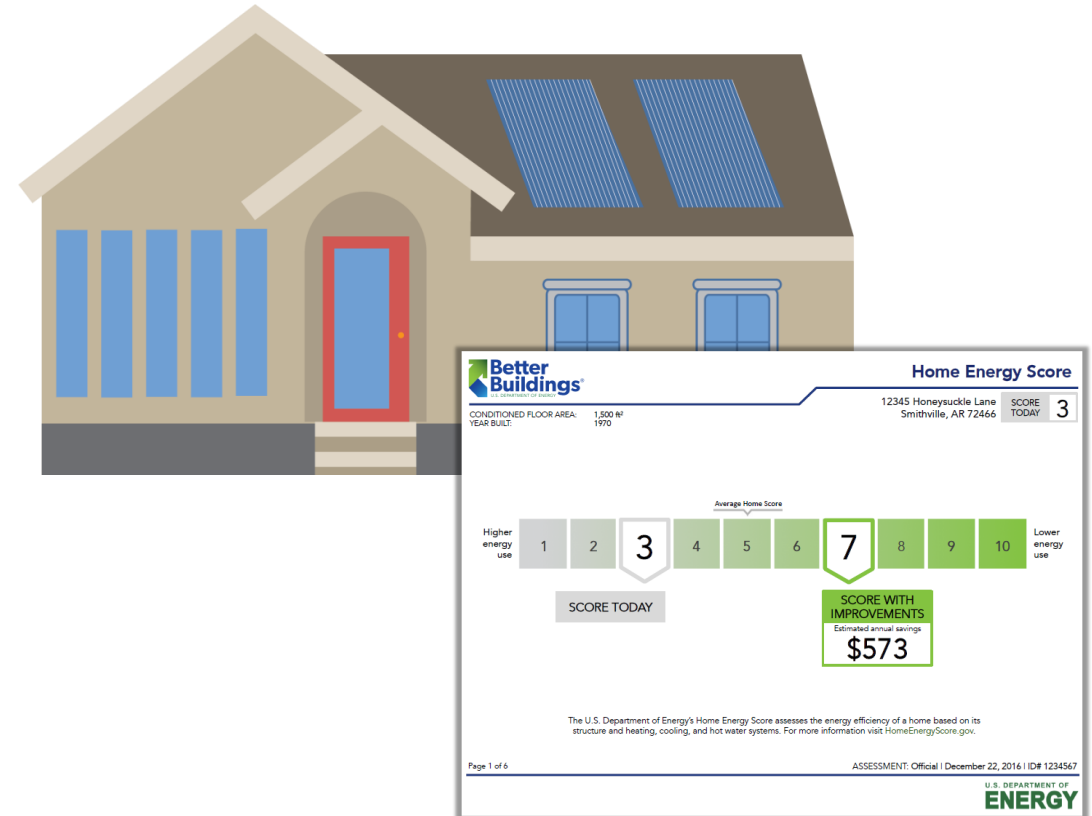
- ➔ Energy 101: Clean & Renewable Standards
- ➔ Policy Brief: Renewable & Zero Emission Standards
- ➔ Technology Reviews: Storage, Solar, Wind, Etc.
- ➔ Energy 101: Resource Adequacy
- ➔ Policy Brief: Resource Adequacy

Figure 1: Renewable and Clean Energy Standards in the United States



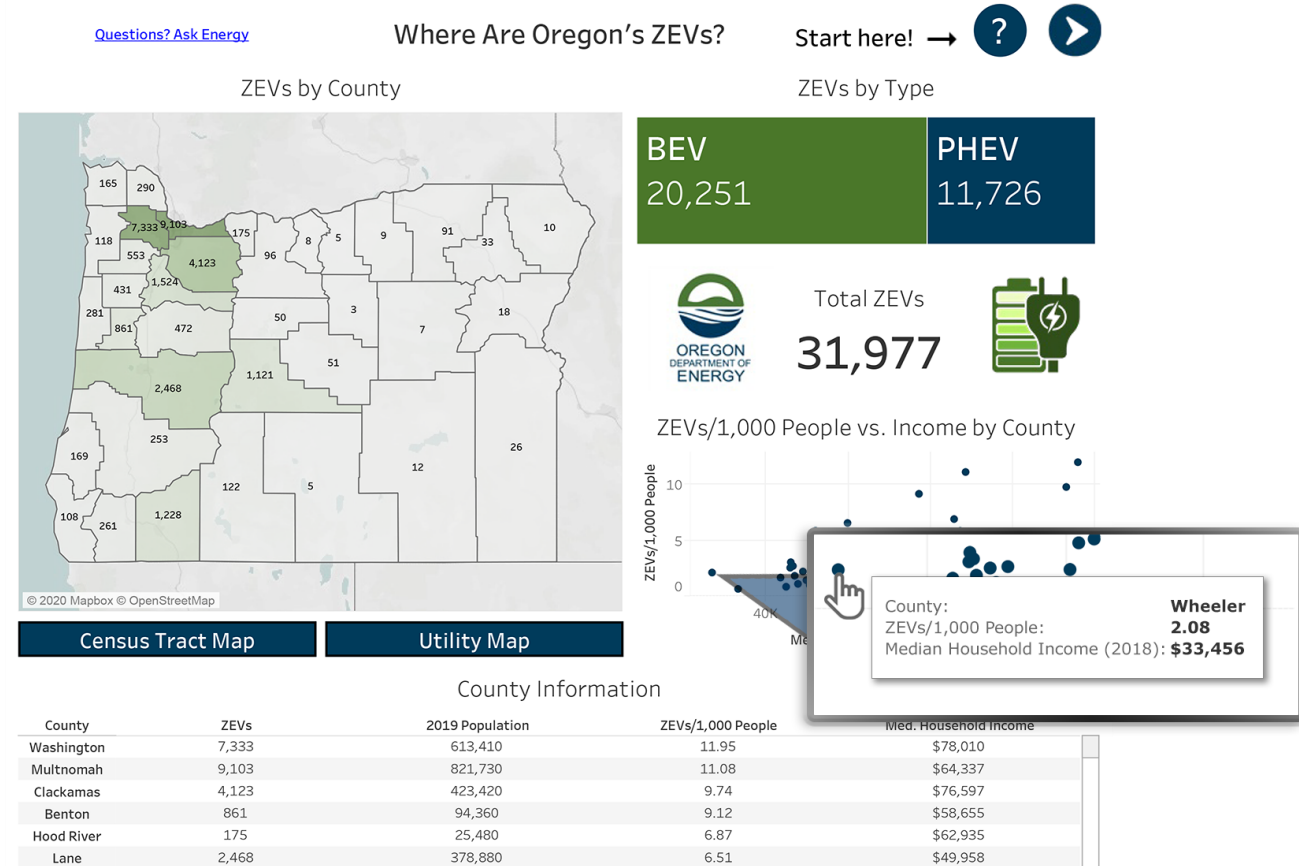
Home Energy Scoring

- Scores help homeowners, homebuyers, and renters better understand a home's energy use
- ODOE developed a voluntary statewide program
- Staff guide local municipalities that want to implement mandatory scoring programs



Electric Vehicle Dashboard

- Dashboard shows EV adoption rates dating back to 1995, popular EV models, charging information, and more
- Drill down to see EVs by type and county location, as well as number of EVs per 1,000 residents and the area's median income
- Provides a cost and GHG savings calculator for Oregonians considering the switch





Hanford Cleanup

Emergency Preparedness

Radioactive Materials

Oregon Fuel Action Plan



- Represent Oregon's interests in the **Hanford cleanup** and ensure decisions are protective of the Columba River.
- **Review and comment** on proposed actions and cleanup plans at the country's largest contaminated site
- **Interact with regulators** and counterparts in Washington and at the USDOE
- Facilitate **Oregon Hanford Cleanup Board** meetings



Hanford Cleanup
Emergency Preparedness
Radioactive Materials
Oregon Fuel Action Plan



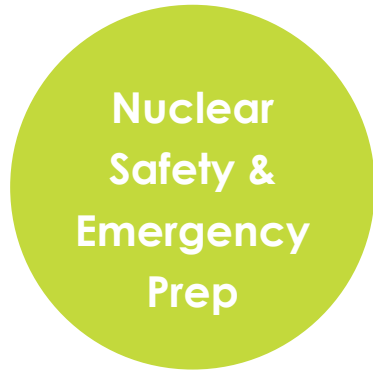
- Lead **emergency preparedness** for nuclear safety, radioactive material transport, and proposed LNG facilities
- Conduct **frequent exercises** to test and improve emergency preparedness plans
- Train and work with state government to ensure local employees are **prepared to respond** to different types of energy- and climate-related emergencies



Hanford Cleanup
Emergency Preparedness
Radioactive Materials
Oregon Fuel Action Plan



- Oversee **safe and uneventful transport** of radioactive materials through Oregon
- Manage **training of emergency responders** throughout the state to ensure a swift, effective response in the event of an accident
- Implement state rules and regulations regarding disposal of **radioactive materials**



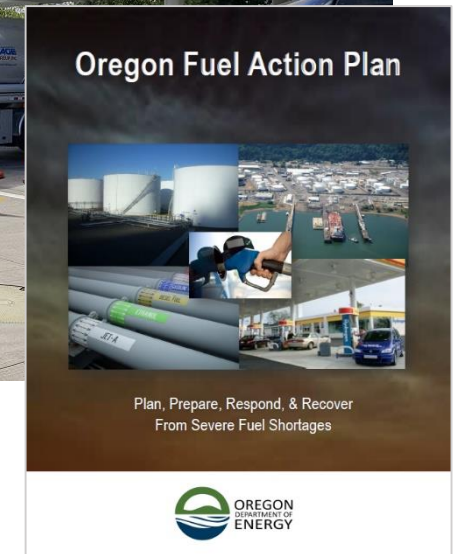
Hanford Cleanup
Emergency Preparedness
Radioactive Materials
Oregon Fuel Action Plan



- Implement **Oregon Fuel Action Plan**, which details how ODOE supports emergency services during a fuel shortage
- Continue to **refine plan**, originally released in 2017, through presentations, conferences, workshops, and trainings
- Activate plan as necessary, such as during the **2017 eclipse, wildfires, and recent winter storms**

Oregon Fuel Action Plan

- ODOE's plan outlines our response to severe or long-term petroleum shortages or disruptions
- Can be scaled up or down depending on the emergency, such as wildfire response or COVID-19's effects on the industry
- ODOE will use the plan in a Cascadia Rising 2022 emergency exercise



Hanford Cleanup

- Serve as subject matter experts, with an emphasis on the Oregon perspective, in public presentations and to federal government, regulators, and our counterparts in Washington
- Submit extensive comments on U.S. Department of Energy proposal to reclassify certain high-level wastes at Hanford
- Host nuclear emergency response exercises with representatives from OHA, ODA, OSU, and eastern Oregon counties
- Staff the Oregon Hanford Cleanup Board, which provides input to the U.S. DOE and its regulators on cleanup efforts



Radioactive Materials

- In 2020, ODOE issued its first Notice of Violation for illegal disposal of radioactive waste in the state
- Now working to clarify Administrative Rules on enforcement of radioactive waste illegally disposed in the state
- SB 246 and HB 2831 would clarify and strengthen the state's regulations on radioactive waste disposal





Energy Facility Review



Rulemaking

Compliance

Staff to Energy Facility
Siting Council

- **Coordinate state review** of proposed and amended energy facilities
- Division is seeing **an increase** in the number of new applications and amendments and more complex projects
- Number of **amendments** per facility can vary: some facilities have never been amended, while other developers have sought multiple amendments



Energy Facility Review
Rulemaking
Compliance
Staff to Energy Facility
Siting Council



- **Rulemaking activities** are prioritized and approved by the Energy Facility Siting Council
- Usually involve establishing broadly representative **rulemaking advisory committees** to help division staff draft proposed rules
- **Recent rulemakings** include siting of solar facilities and updating carbon dioxide standard



Energy Facility Review

Rulemaking

Compliance



Staff to Energy Facility
Siting Council

- **Monitor facilities** throughout their lifecycle to ensure site certificate conditions are met
- **Oversight** activities include:
 - Reviewing annual reports
 - Conducting site visits
 - Issuing wildlife mitigation reports
 - Ensuring bonds and letters of credit for decommissioning are adjusted annually for inflation



Energy Facility Review

Rulemaking

Compliance

Staff to Energy Facility
Siting Council



- **Staff** the Governor-appointed, Senate confirmed Energy Facility Siting Council
- Council meets approximately **10-12 times per year** in communities located near proposed facilities (moved mostly to virtual in 2020-21 due to COVID-19 pandemic)
- Council meetings include **public engagement and comment opportunities**

Energy Facilities

- In 2020, ODOE's Siting Division managed construction compliance oversight for about 600 megawatts of renewable wind energy in Morrow, Sherman, and Wasco counties.
- Recent rulemakings include updating the carbon offset rate for the CO2 standard, ensuring safe public meetings and hearings, rules around amendments, and others.
- Current work includes reviewing about 2,300 MW of renewable energy generation with 1,300 MW of battery storage, the Boardman to Hemingway Transmission Line, and others.



ORESA Project

- The Oregon Renewable Energy Siting Assessment project is funded through a \$1.1 million U.S. Department of Defense Office of Economic Adjustment grant.
- The project will collect data and information through assessments and a mapping tool to build an understanding of the opportunities and constraints that come with renewable energy and transmission development in Oregon.





Solar Rebate Program



Renewable Energy
Development Grants

Small-Scale Energy Loan
Program

Legacy Tax Credit Programs

- Established in **2019 by HB 2618**
- ODOE developed **administrative rules** in Fall 2019, effective January 1, 2020
- **Contractor registration** opened January 1, 2020
- **Rebate reservation** requests initially opened on January 22, 2020.
- As of September 2020, **all rebate dollars were reserved**; ODOE will manage the tail of the program through 2021



Solar Rebate Program

**Renewable Energy
Development Grants**



Small-Scale Energy Loan
Program

Legacy Tax Credit Programs

- Provided **grants of up to \$250,000** for businesses, public bodies, schools, nonprofits, and tribes that install and operate renewable energy systems
- Since 2012, ODOE awarded over **\$9 million for 92 renewable projects** statewide, including solar, hydropower, biogas, and geothermal
- Grants issued upon project completion, including site visit by ODOE for **compliance**
- Most program funding has been **allocated**; some remaining balance will be re-allocated. ODOE will manage the tail of the program until all dollars are disbursed



Energy
Development
Services

Solar Rebate Program

Renewable Energy
Development Grants

**Small-Scale Energy Loan
Program**

Legacy Tax Credit Programs



- **Manage existing loan portfolio** and continue to reduce SELP's legacy deficit
- Agency **refunded existing SELP bonds** in April 2020
- ODOE has **reduced the cumulative forecasted deficit** by over \$10 million since 2015 through a combination of refinancing, restructuring of debt, reducing program costs, and collection activity.



Energy
Development
Services

Solar Rebate Program

Renewable Energy
Development Grants

Small-Scale Energy Loan
Program

Legacy Tax Credit Programs



- Tax credit programs that sunset at the end of the 2017 tax year have required careful **stewardship to close down**
- **Monitoring and oversight** will continue through the tail of each program
- Agency worked closely with the Secretary of State's Office on a final report on legacy incentive programs that noted the many ways we have **improved oversight and performance**

Solar + Storage Rebate Program

- \$1.5 million in one-time funding for rebates has been reserved or issued.
- Half of the rebate dollars are going to low- and moderate-income Oregonians and low-income service providers.
- Rebates are issued to solar installers, who pass the savings on to the project owners.
- The program supports resilience efforts by supporting solar plus storage installations.





Director's Office
Central Services



- An **internal audit function**, which has been identified as a priority in most agencies
- Communications and outreach work is central to the agency's role in **developing and communicating energy policies and programs**.
- A Strategic Engagement and Development Director and a Government Relations Coordinator ensure we are **engaged with our stakeholders**, citizens, and elected officials at all levels.



Director's Office
Central Services



- Provides **business support functions** to efficiently deliver services and ensure the financial integrity of program operations
- **Develops budget**, monitors cash flow, and is responsible for contract development, grants management, financial services, purchasing, and facilities
- **Information Technology** services for both operational and business needs
- Provides **Human Resources** services for recruitment, retention, training, policy development, and more

Strategic Plan

- Developed a four-year strategic plan for the agency
- Engaged the public and our stakeholders to shape our direction
- Updated mission, vision, values
- Created measurable objectives and imperatives to guide our work and better deliver on our mission over the next four years



Information Technology

- Launched a new customer relationship management system and process to better track ODOE's engagement
- Saved about \$7,000 a year switching to more customizable, CRM-integrated email marketing system for public notices and other communications
- Strong technologies in place helped ensure a smooth transition to increased work-from-home amid the pandemic



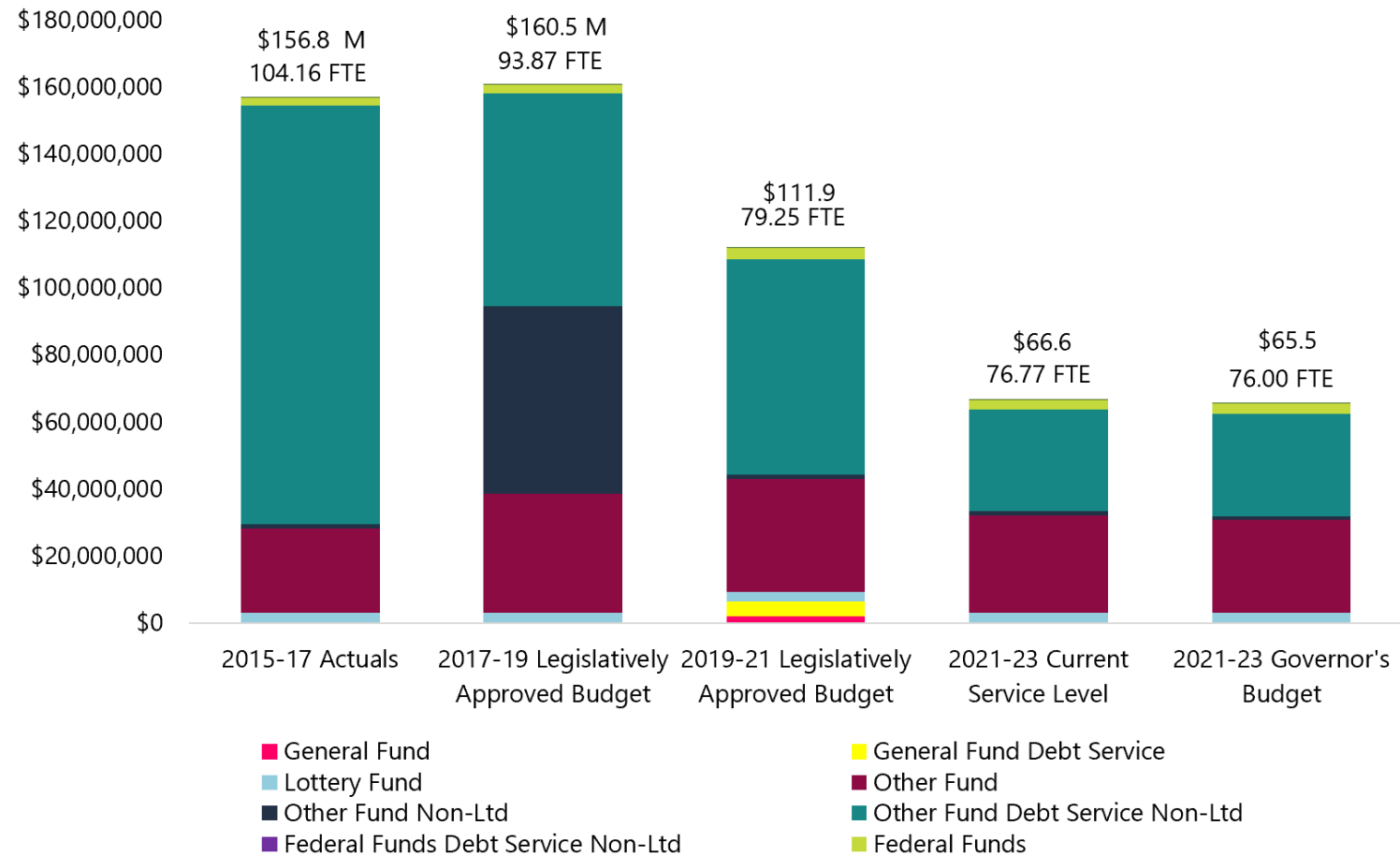
2021-2023 Budget



ODOE Budget History

- Over several biennia, ODOE has experienced deep and broad budget cuts:
 - Reduced staff and resources in response to energy incentive programs ending
 - Eliminated positions in P&I and IT services to reduce ESA
 - Found efficiencies and other savings
- We work closely with stakeholders on how we can continue serving Oregonians in the most cost-effective ways possible

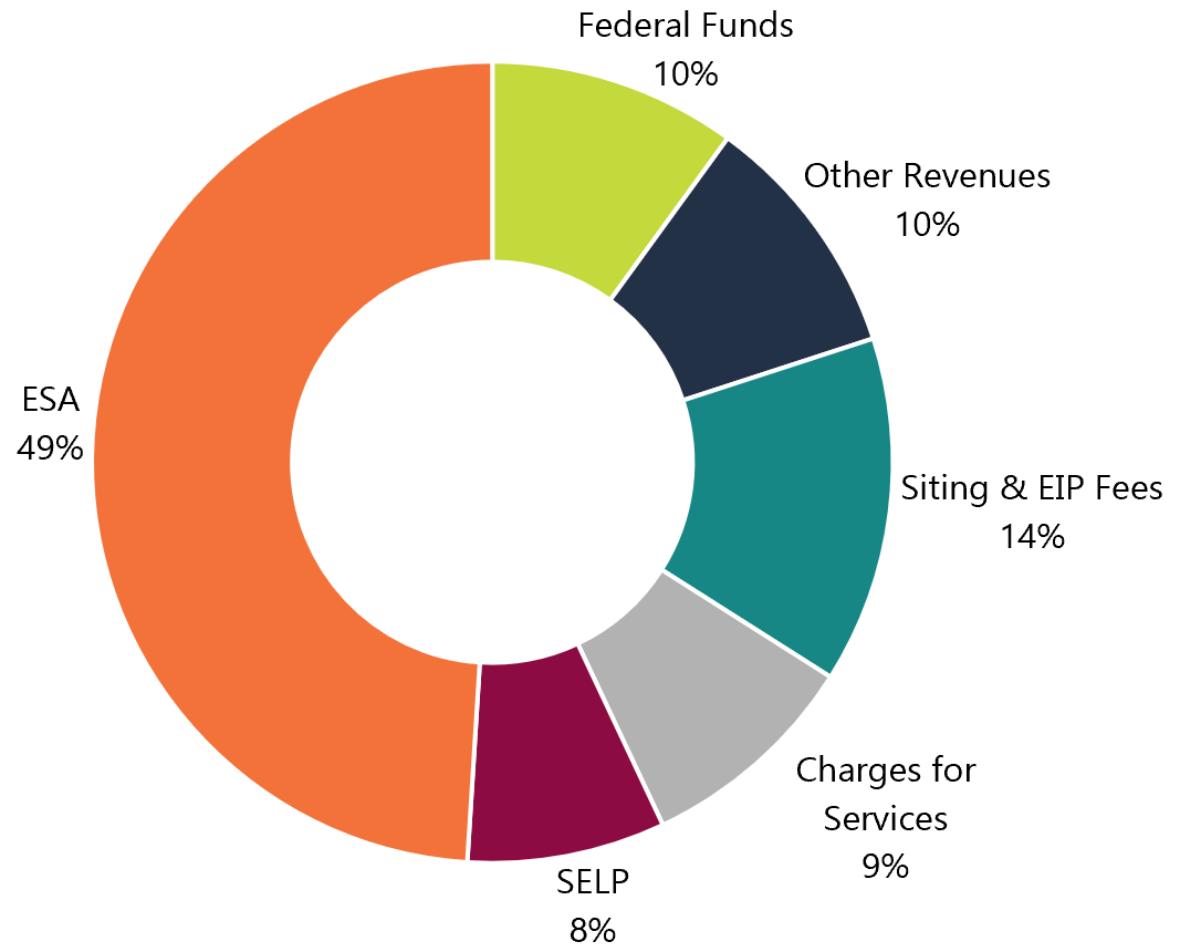
History of ODOE's Biennial Budgets



ODOE Revenue

- Federal funds
 - State Energy Program
 - ORESA
 - Hanford
- Other funds
 - Energy Supplier Assessment
 - Siting Fees
 - RED Grant
 - Northwest Power & Conservation Council
- Lottery Fund Debt Service
- Other Funds Non-Limited (SELP)

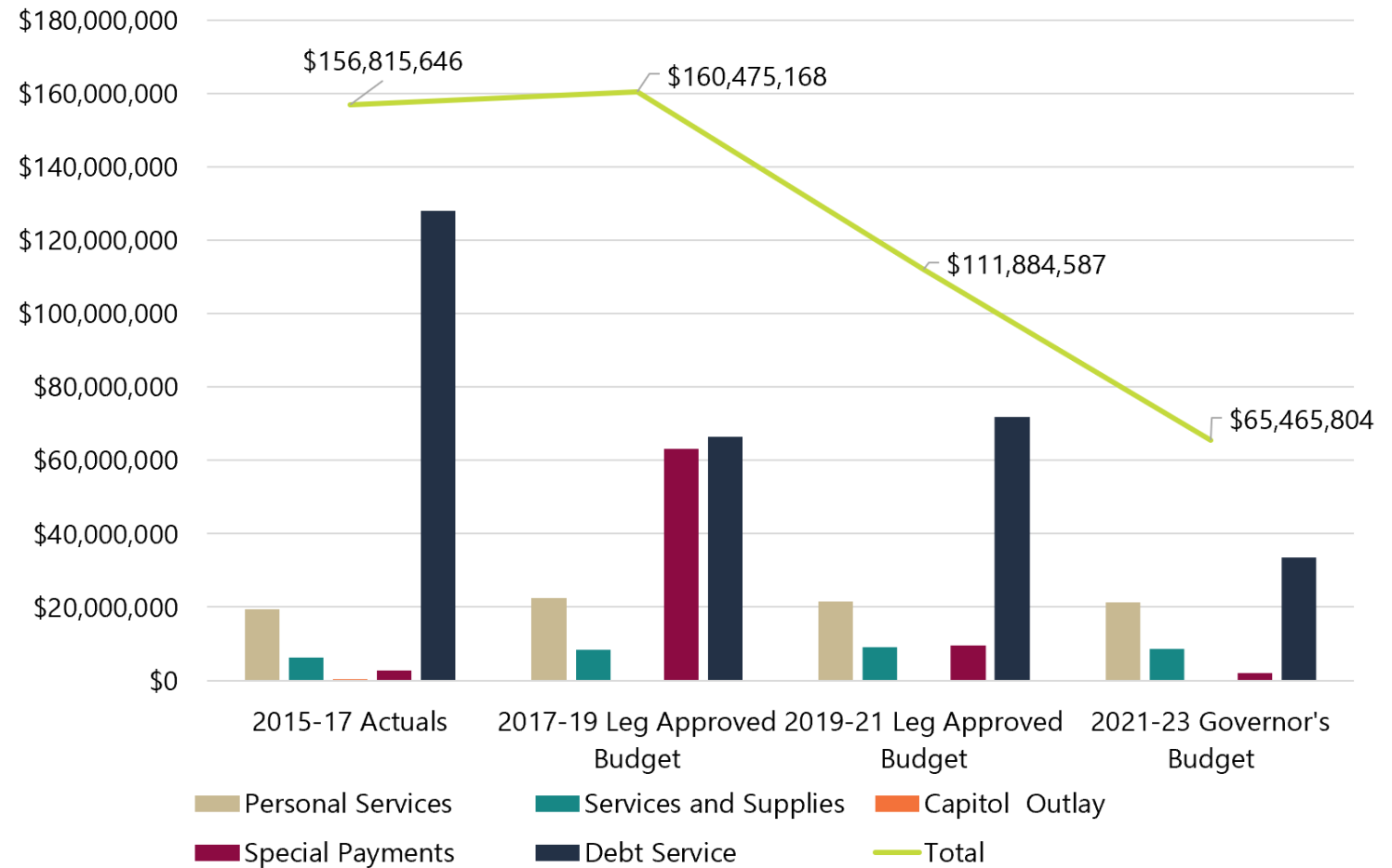
ODOE Operating Budget Funding 2021-2023



ODOE Budget History by Category

- Special Payments and Debt Service declines reflect tax credit program sunsets in 2017, as well as the end of bonding and lending in SELP
- Personal Services and Services and Supplies are relatively flat, reflecting a reduction in agency positions
- Certain reductions were designed to reduce the Energy Supplier Assessment.

Six-Year History of ODOE's Biennial Budgets

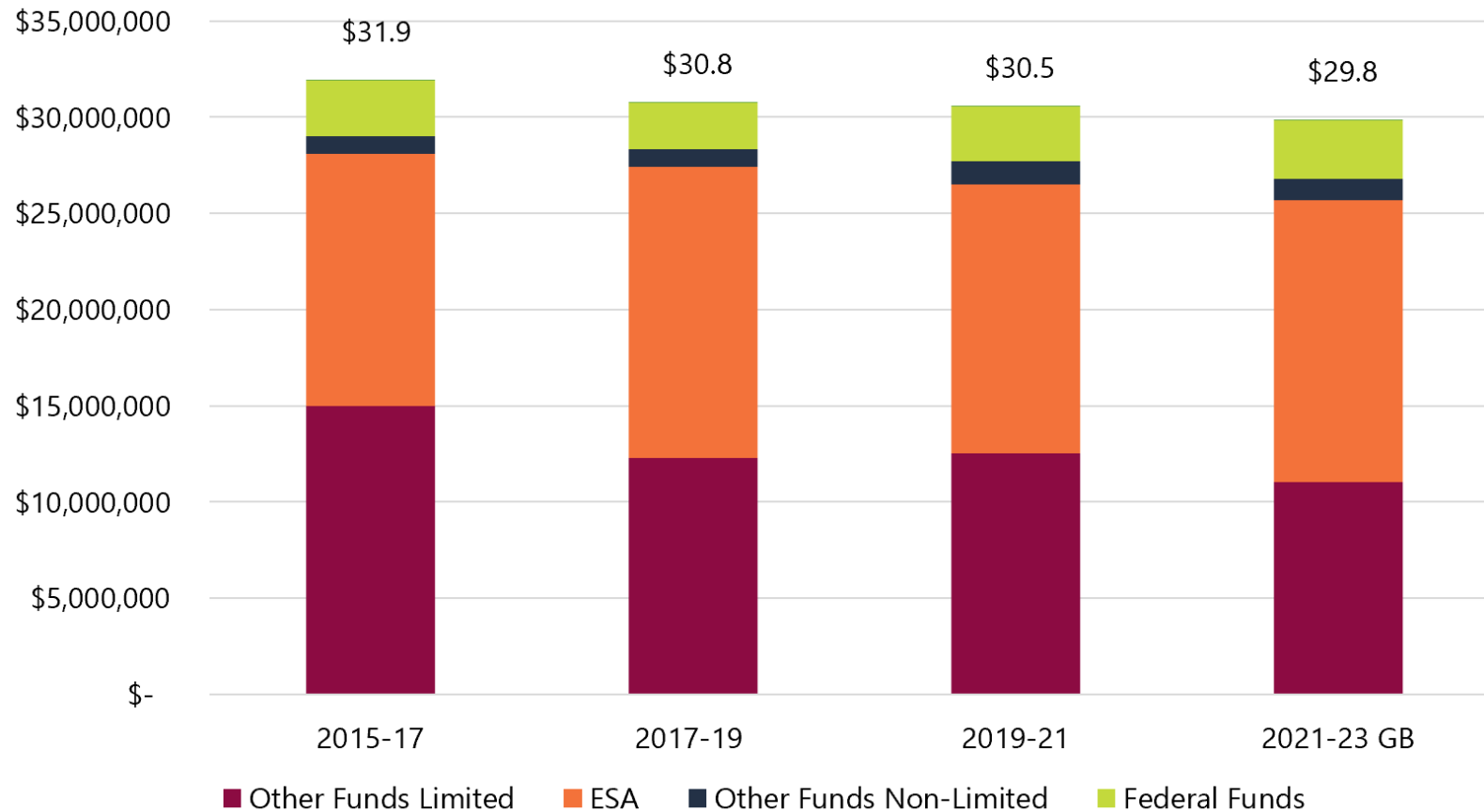


ODOE Operating Budget

- Funding sources:
 - Federal funds
 - State Energy Program
 - Hanford
 - Energy Supplier Assessment
 - Fees
- Expenditures:
 - Day to day operations of the agency: staff, and services and supplies

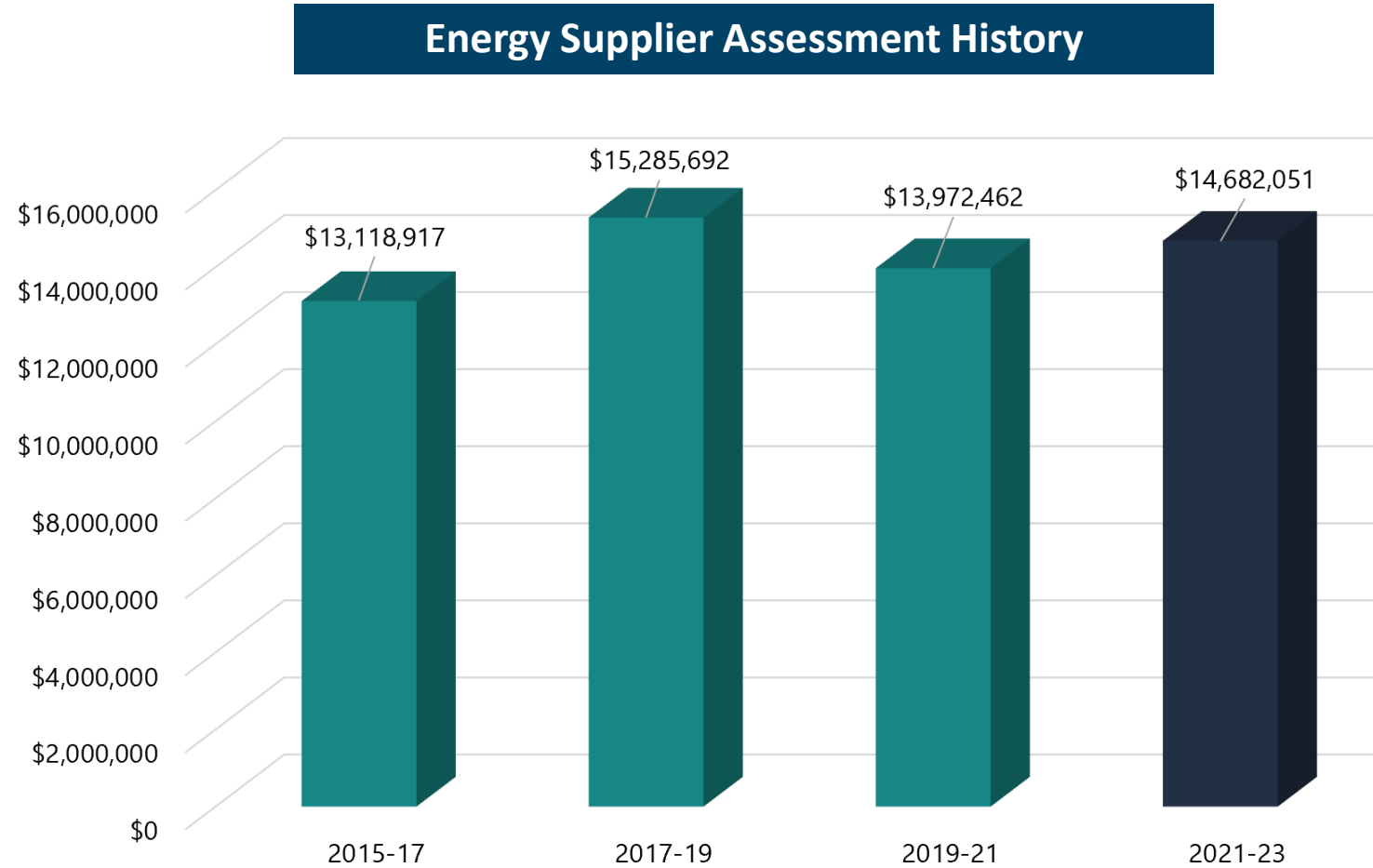
Does not include SELP Non-limited Debt Service and Special Payments

History of ODOE's Biennial Operating Budgets

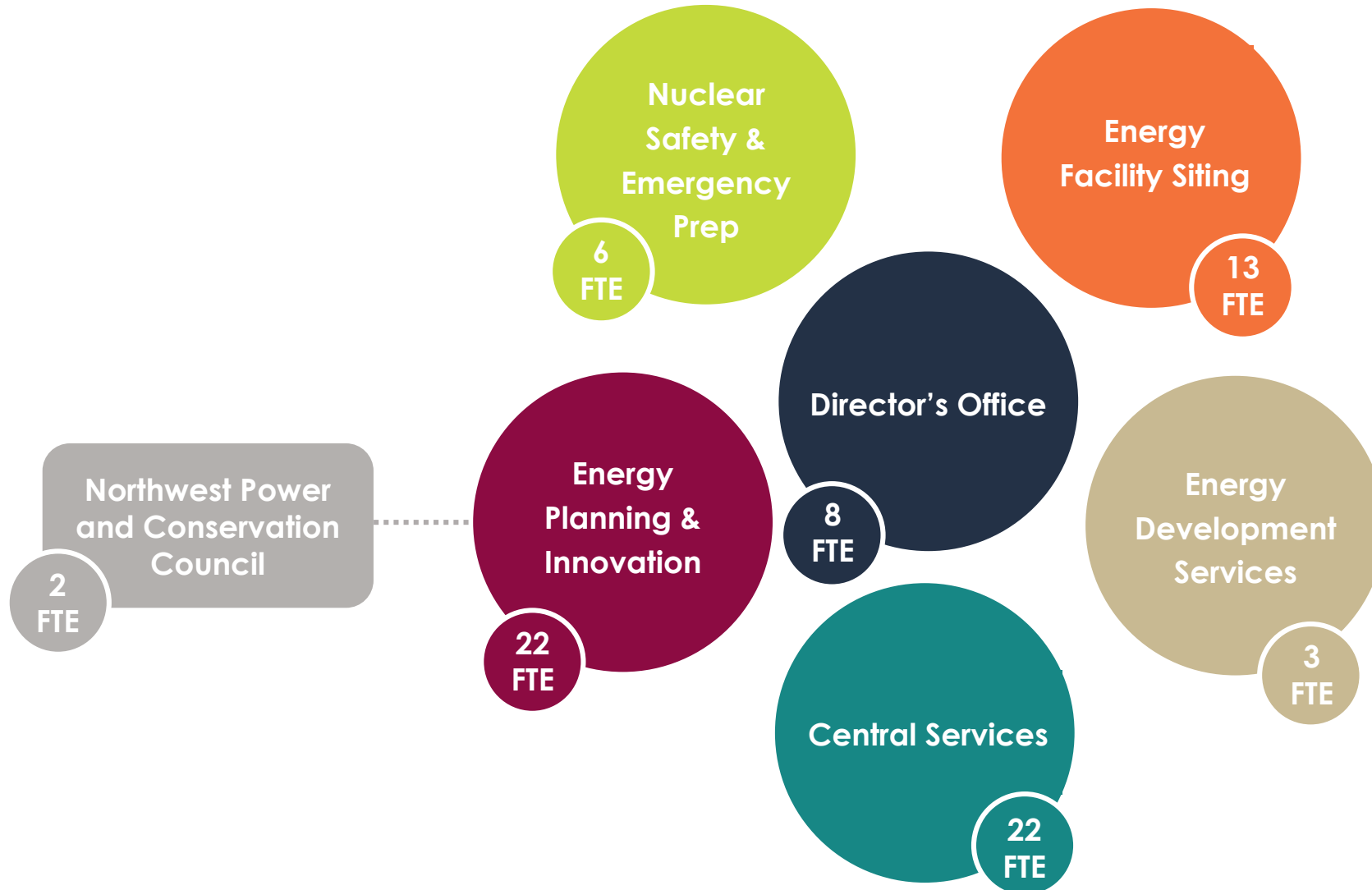


Energy Supplier Assessment

- Charged to fuel providers and utilities to fund statutorily-required programs that benefit Oregon energy users
- All Oregonians pay for ESA when they pay for energy – about \$1.64 per year for each Oregonian in 2020
- The Legislature determines the assessment amount
- For 2020, ODOE assessed \$7 million on \$5.98 billion of Gross Operating Revenues reported by ESA ratepayers



2021-2023 Governor's Budget by ODOE Division



Energy Planning and Innovation

2021-23 Governor's Budget

- Total Funds \$7,798,796
 - Positions/FTE 24/24.0
- Budget Drivers
 - Accelerated demand for energy efficiency and clean energy
 - Increased interest in clean energy and electric vehicle information
- Revenue
 - ESA funds over half of this program
 - USDOE State Energy Program \$1.2 M
 - Northwest Power Planning Council \$801 K
- Reductions in Governor's Budget: loss of funding for temporary staff and differentials

Budget (millions)

- CSL
 - Other Funds Ltd \$7.0
 - Federal Funds Ltd 1.2
- Packages
 - Pkg 087 Spec Session (ORESAs) .021
 - Pkg 090 Analyst Adj -0.11
 - Pkg 091, 092, 097 Statewide -0.27
- Total \$7.8

Nuclear Safety and Emergency Preparedness

2021-23 Governor's Budget

- Total Fund \$2,390,263
 - Positions/FTE 6/6.0
- Budget Drivers
 - Hanford funding is flat
 - Growing need for Emergency Preparedness
 - Prevention of radioactive waste disposal
- Revenue
 - Federal funds
 - Other Funds: Fees, ESA
- Reductions in Governor's Budget: loss of Services and Supplies funding

Budget (millions)

- CSL
 - Other Funds Ltd \$0.9
 - Federal Funds Ltd 1.6
- Packages
 - Pkg 090 Analyst Adj -0.05
 - Pkg 091, 092, 097 Statewide -0.08
 - POP 301 Radioactive Waste -0.03
- Total \$2.3

Energy Facility Siting

2021-23 Governor’s Budget

- Total Funds \$5,856,560
 - Positions/FTE 13/13.0
- Budget Drivers
 - Energy market conditions and resulting developer activities
 - Increasing complexity of siting projects
 - Increasing public participation
- Revenue
 - Cost recovery fees
 - ESA
- Reductions in Governor’s Budget: loss of Services and Supplies funding; removes Special Payment to DOGAMI

Budget (millions)

- CSL
 - Other Funds Ltd \$5.5
 - Federal Funds Ltd 0.0
- Packages
 - Pkg 087 Spec Session (ORESAs) 0.11
 - Pkg 090 Analyst Adj -0.03
 - Pkg 091, 092, 097 Statewide 0.20
 - POP 401 LD Facility Siting Pos. 0.50
- Total \$5.9

ENERGY FACILITY SITING POLICY OPTION PACKAGE

Two Limited Duration Facility Siting Positions

- POP would add two limited duration Utility and Energy Analysts.
- One position would enable the agency to process and review applications and amendments within statutory timeframes if the division's workload increases. The second position would address compliance work within the program.
- These positions will be filled only if the Siting Division's workload requires it.
- Estimated cost: \$487,000 Other Fund
- Estimated cost to ESA: \$97,400



Energy Development Services

2021-23 Governor's Budget

- Total Funds \$37,454,944
 - Positions/FTE 3/3.0
- Budget Drivers
 - Sunset of tax credit programs
 - Removal of SELP program bonding authority
 - Cash flow deficit in SELP
- Revenue
 - Fee recovery
 - Loan revenue
- Reductions in Governor's Budget: eliminates Accountant 2 (1.00 FTE); loss of funding for temporary staff, reduction in Services and Supplies

Budget (millions)

- CSL
 - Lottery Funds \$3.0
 - Other Funds 34.7
- Packages
 - Pkg 090 Analyst Adj -0.18
 - Pkg 091, 092, 097 Statewide -0.05
- Total \$37.5

SMALL-SCALE ENERGY LOAN PROGRAM REDUCTION IN GENERAL FUND REQUEST

2019-21 Request

- 2019-21 LAB provided \$4.3 M General Fund Debt Service to SELP
- **ODOE will return the \$4.3 M GF Debt Service in the early session rebalance bill.**
- SELP will be able to pay 2019-21 debt service with program resources
- Overall, forecasted cumulative deficit reduced from \$15.6 M to \$5 M

2021-23 Request

- ODOE's 2021-23 budget request did not include a request for GF Debt Service
- **SELP program will need \$3.5 million GF in 2021-23 LAB to meet its debt service obligations**
- ODOE will continue to look for operational and other savings to reduce the deficit.

Administrative Services

2021-23 Governor's Budget

- Total Funds \$11,965,241
 - Positions/FTE 31/30.0
- Budget Drivers
 - Need to maintain internal controls
 - Services necessary to support programs
 - Implementation of Strategic Plan
- Revenue
 - Indirect funding model
 - ESA
- Reductions in Governor's Budget: eliminates Fiscal Analyst 1 (0.77 FTE) and Office Specialist 2 (1.00 FTE); loss of funding for temporary staff and differentials

Budget (millions)

- CSL
 - Other Funds Ltd \$12.7
 - Federal Funds Ltd 0.1
- Packages
 - Pkg 087 Spec Session (ORESA) 0.12
 - Pkg 090 Analyst Adj -0.33
 - Pkg 091, 092, 097 Statewide -0.30

 - Pkg 096 SGSC -0.21
 - Pkg 099 Microsoft 365 -0.06
- Total \$12.0

REQUIRED REDUCTION OPTION LIST

		P&I	EDS	Nuclear	Siting	Administrative	Current Service Level	
ORBITS								
Other Funds		\$6,168,739	\$3,007,113	\$903,829	\$5,476,255	\$12,742,117	\$28,298,053	
Federal Funds		\$1,183,785	\$0	\$1,617,394	\$0	\$17,802	\$2,818,981	
		\$7,352,524	\$3,007,113	\$2,521,223	\$5,476,255	\$12,759,919	\$31,117,034	
Reduction Targets								
							10%	5%
Other Funds		\$616,874	\$300,711	\$90,383	\$547,626	\$1,274,212	\$2,829,806	\$1,414,903
Federal Funds		\$118,379	\$0	\$161,739	\$0	\$1,780	\$281,898	\$140,949
All		\$735,253	\$300,711	\$252,122	\$547,626	\$1,275,992	\$3,111,704	\$1,555,852

Proposed Legislation



ODOE'S 2021 LEGISLATIVE PRIORITIES

ODOE Priority	Effect on ODOE Budget
HB 2062 – Energy Efficiency Standards	None
SB 246/HB 2831 – Radioactive Waste Disposal	Would allow for cost recovery in the event of a Notice of Violation
HB 2063 – Standby Generators	None
HB 2064 – Energy Facility Siting Council Quorum	None
Biennial Energy Report and ODOE as a Resource	None

Key Performance Measures

- Report on Current KPMs
- Proposed New KPMs



Current Key Performance Measures

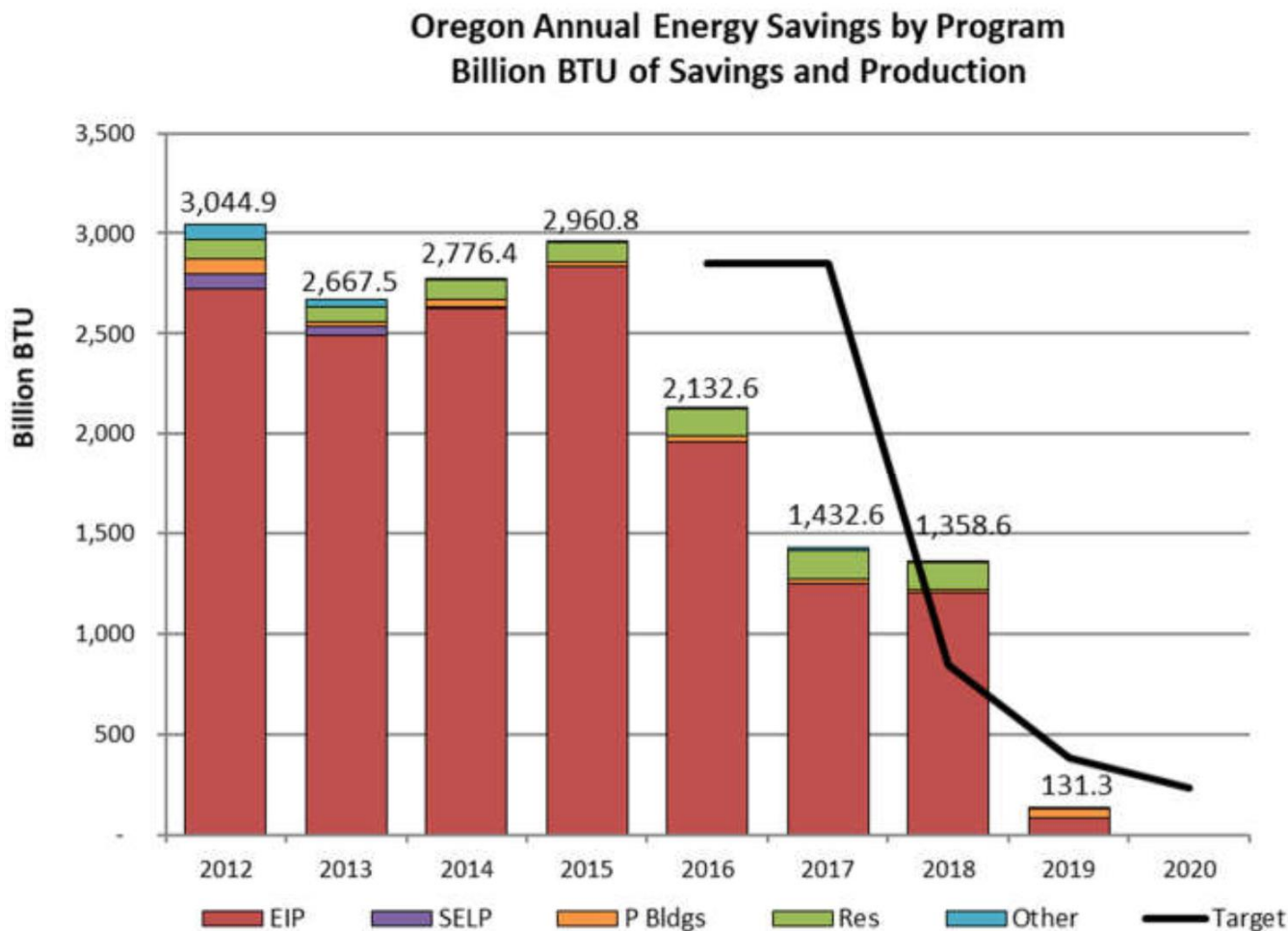
KPM
KPM 1: Energy Savings and Production
KPM 2: Customer Service
KPM 3: Application Processing
KPM 4: Energy Use by State Buildings
KPM 5a-b: Greenhouse Gas Content of Oregon's Electricity
KPM 5c-d: Greenhouse Gas Content of Oregon's Stationary Fuel
KPM 6: Transportation Fuels Used in Oregon

KPM 1: Energy Savings and Production

Measure: Annual energy savings and production from the agency's programs: a) Total Savings; b) Energy Incentive Programs; c) Small-Scale Energy Loan Program; d) Public Buildings and; e) Residential Programs.

Target: The Legislature set targets for each category in 2017, as shown in the chart.

Proposed Changes: Delete KPM.

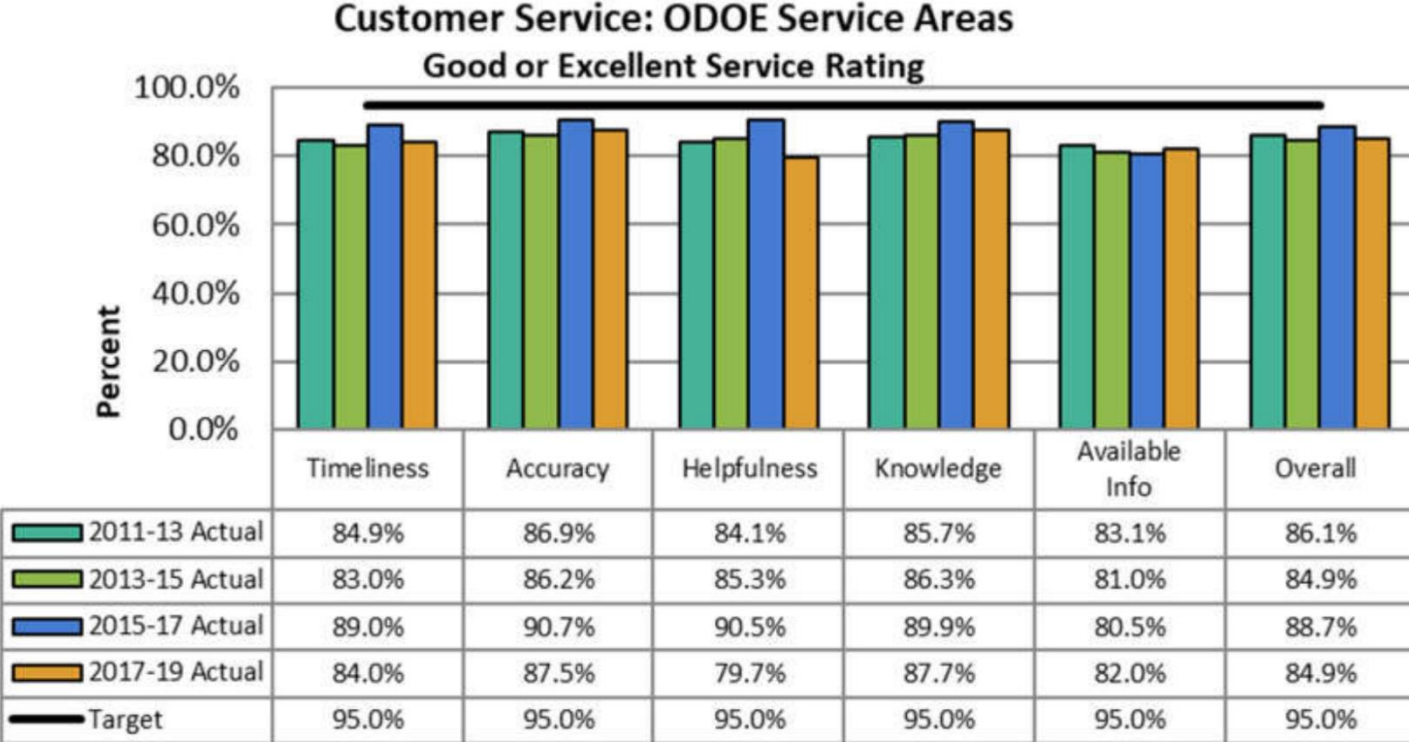


KPM 2: Customer Service

Measure: Percent of customers rating their satisfaction with the agency's customer service as "good" or "excellent": overall, timeliness, accuracy, helpfulness, expertise, availability of information.

Target: 95% in each category.

Proposed Changes: Becomes KPM 1.



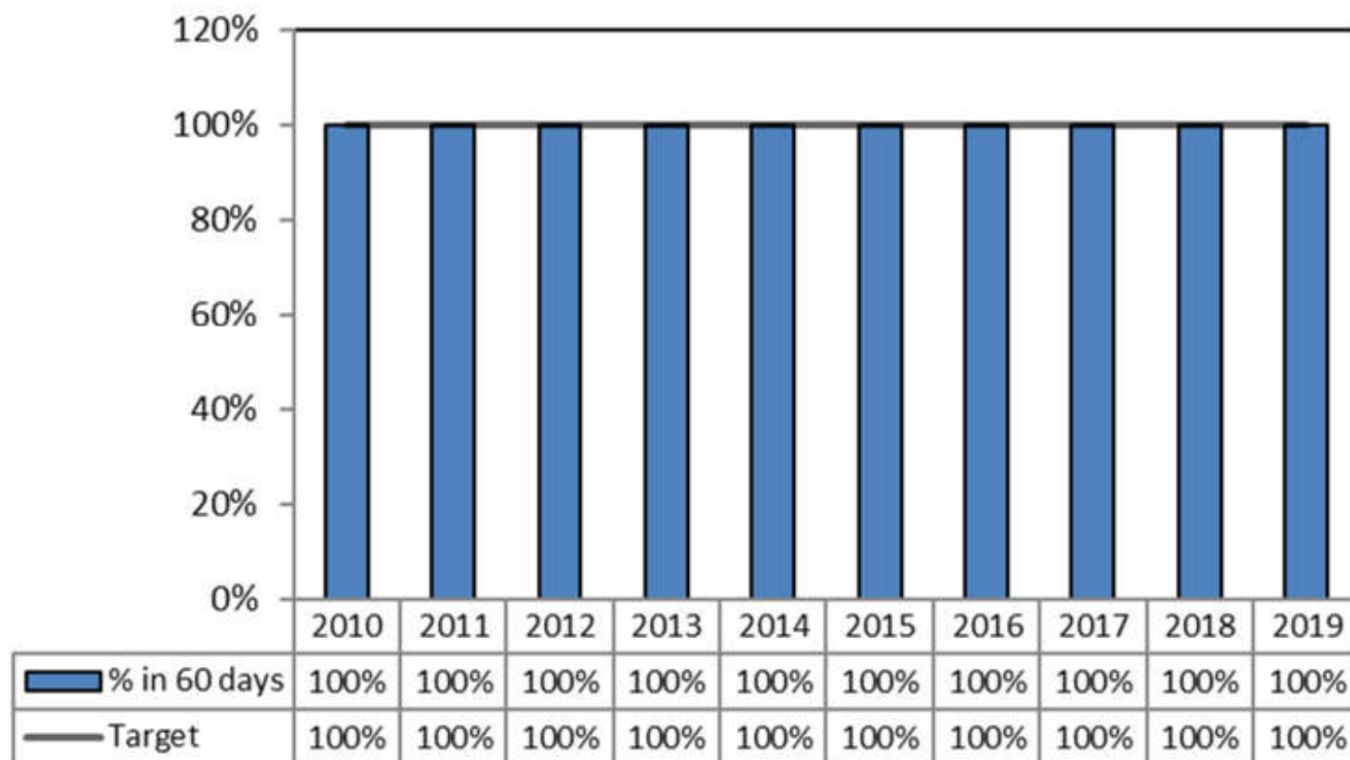
KPM 3: Application Processing

Measure: Percent of applications reviewed and approved within administrative or statutory deadlines for: a) Energy Facility Siting; b) Energy Incentive Programs; and c) Residential Energy Tax Credits.

Target: Applications reviewed/approved within 60 days.

Proposed Changes: Deletes parts b and c.

Energy Facility Siting - % of applicants notified within 60 days of receipt of application whether it is complete



KPM 4: Energy Use by State Buildings

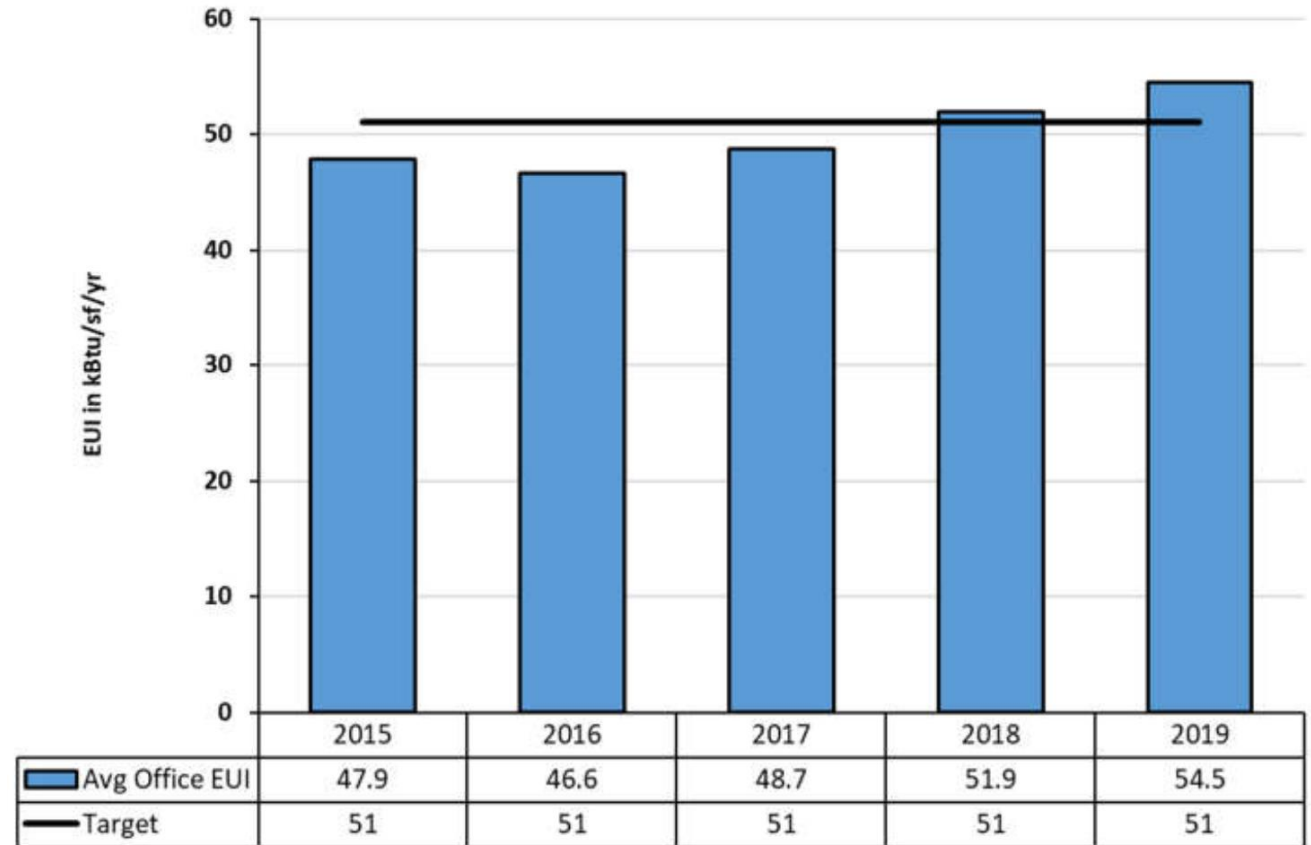
Measure: Electrical and fossil fuel energy use in state-owned buildings by use, type and building area.

Target: 51.0 EUI or lower

*Because the target is a metric of energy use, an energy use index (EUI) **below the target** is the preferred goal.*

Proposed Changes: None.

Average Energy Use Index for State Owned Offices compared to ASHRAE Target

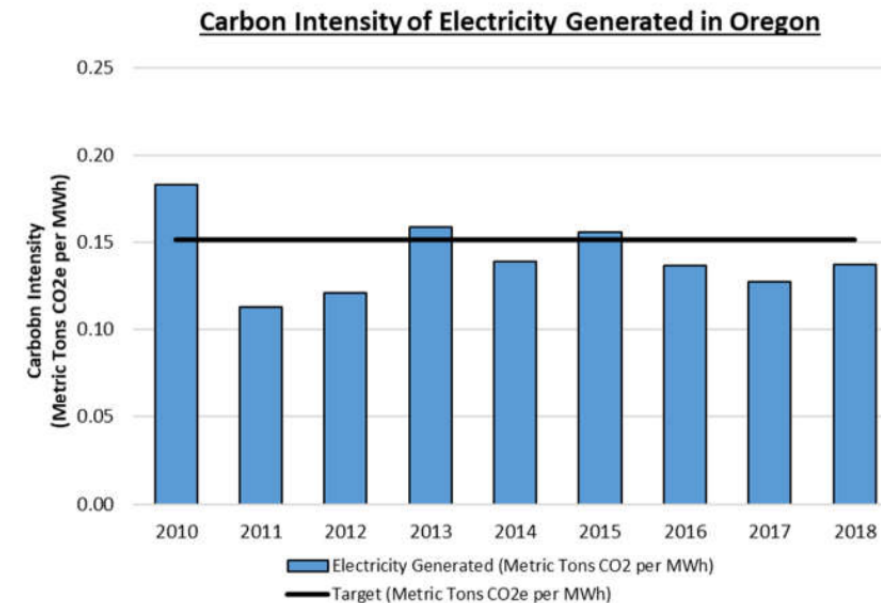
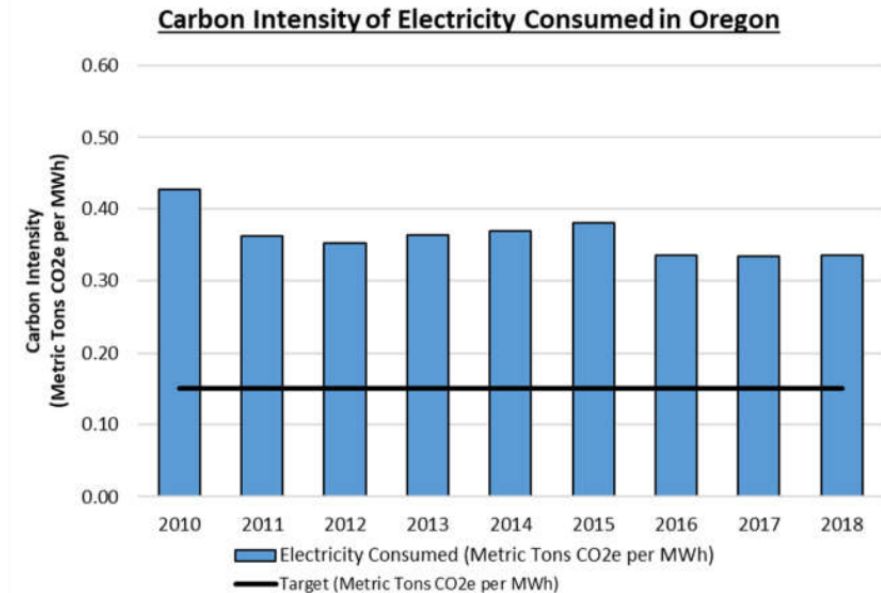


KPM 5 a-b: Greenhouse Gas Content of Oregon's Electricity and Stationary Fuels

Measure: Greenhouse gas emissions per unit: a) Electricity used in Oregon; b) Electricity generated in Oregon

Targets: 0.151 Metric Tons of CO₂ per MWh represents the carbon intensity that Oregon's electricity resource mix would need to reach in 2035 for the sector to achieve its proportional share of the state's overall emissions reduction goal.

Proposed Changes: None.

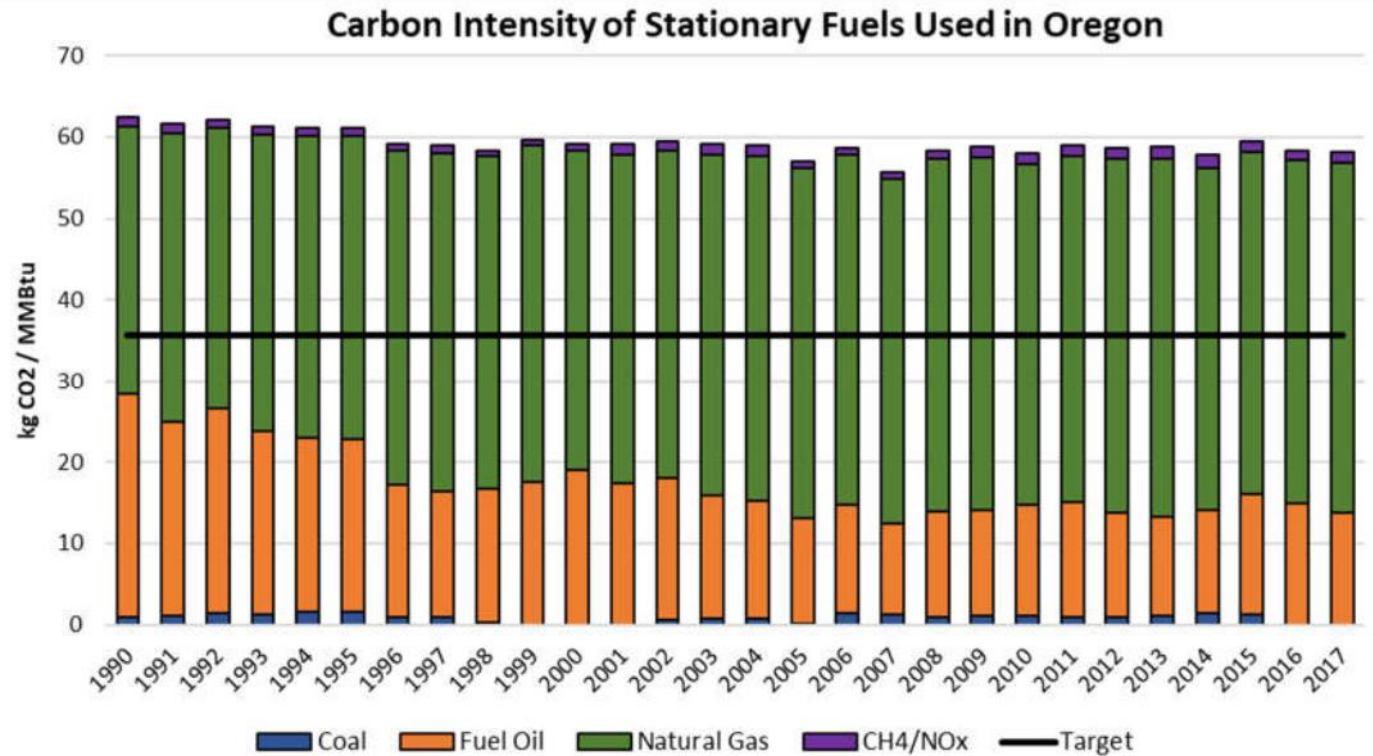


KPM 5 c-d: Greenhouse Gas Content of Oregon's Electricity and Stationary Fuels

Measure: Greenhouse gas emissions per unit: c) The mix of other stationary fuels used in Oregon; d) The mix of other stationary fuels produced in Oregon.

Targets: 0.036 kilograms of carbon dioxide equivalent per Btu represents the carbon intensity that Oregon's fuel mix would need to reach in 2035 for the sector to achieve its proportional share of the state's overall emissions reduction goal.

Proposed Changes: Deletes part d.



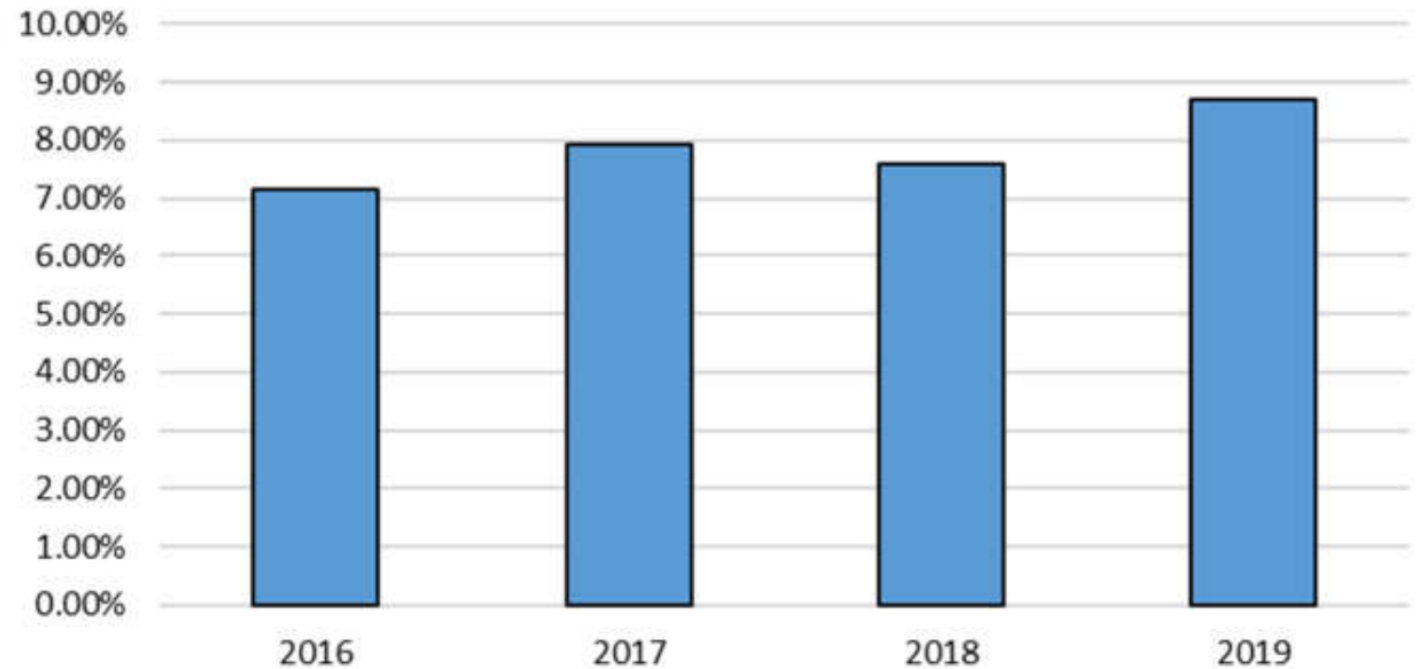
KPM 6: Transportation Fuels Used in Oregon

Measure: Percentage of petroleum vs non-petroleum fuels used for transportation in Oregon: a) On Road Percentage Non-petroleum b) Non-Road Percentage Non-Petroleum.

Targets: No specific target identified; goal is to diversify alternative fuel use to reduce GHG emissions.

Proposed Changes: Deletes part b.

Percentage Alternative Fuels in
Transportation Fuel Mix



Proposed Changes to KPMs

KPM	Changes
KPM 1: Customer Service	No change; moved from KPM 2 to KPM 1
KPM 2: Zero-emission Vehicle Adoption in Oregon	New KPM
KPM 3: Application Processing	Deleted parts b and c, which measured programs that have now sunset
KPM 4: Energy Use by State Buildings	No changes
KPM 5: Greenhouse Gas Content of Oregon's Electricity and Stationary Fuel	Deleted part d because data about stationary fuels produced in Oregon is unavailable
KPM 6: Transportation Fuels Used in Oregon	Deleted part b because data about non-road transportation fuels is unavailable
KPM 7: Improve Outreach	New KPM
KPM 8: Home Energy Scoring	New KPM

New KPM 2: Zero-emission Vehicle Adoption in Oregon

Measure: ZEV registrations in the light-duty vehicle sector statewide.

Targets: As established in SB 1044 (2019), 50,000 registered ZEVs by 2020; 250,000 registered ZEVs by 2025; 50% of registered vehicles are ZEVs by 2030.




New KPM 7 a-b – Improve Outreach

Measure: Year-over-year increase in social media visibility.

Target: 10% annual growth in social media followers (December 2020 baseline)

Measure: Stakeholder meetings or events conducted or participated in.

Target: 95% of the time, ODOE will hold or attend five events per month (60 per year).



New KPM 8 – Home Energy Scoring

Measure: Percent of Oregon population receiving a state-authorized home energy score.

Target: Year-over-year increase after determining baseline measure.





OREGON
DEPARTMENT OF
ENERGY

CONTACT US:

503-378-4040

AskEnergy@oregon.gov

Janine Benner
ODOE Director

Cathy Connolly
Assistant Director of Central Services