



Oregon

2021-23 GOVERNOR'S RECOMMENDED BUDGET Oregon Health Authority



Patrick Heath
Department of Administrative Services
Chief Financial Office
January 28, 2021



Oregon Health Authority

2021-23 Governor's Budget Overview

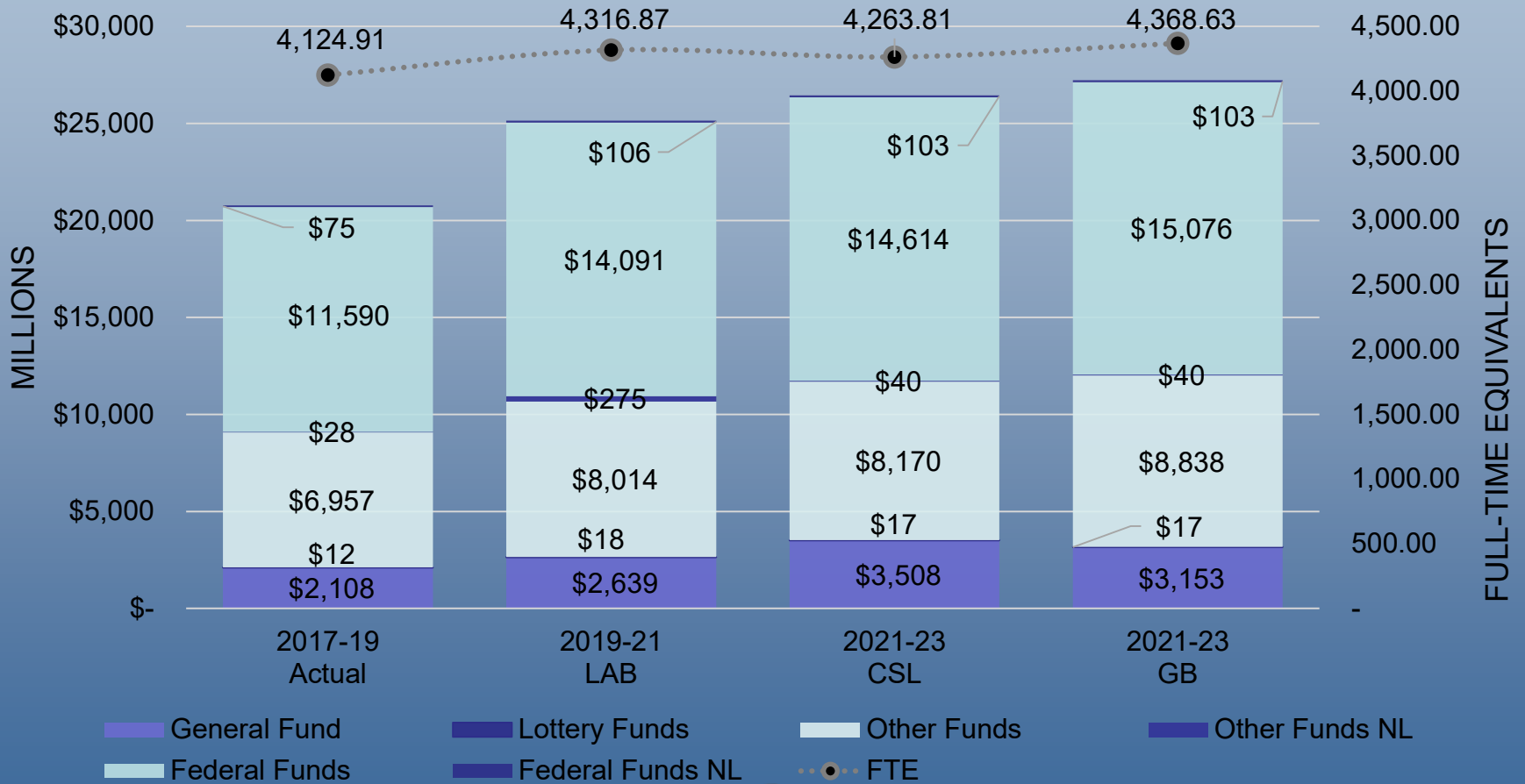
- Emerging Issues:
 - COVID-19 response
 - Racial Justice / Health Equity
 - Behavioral health system challenges
 - Caseload increases
 - Impact of Ballot Measures





Oregon Health Authority

Expenditure History + 2021-23 Governor's Budget

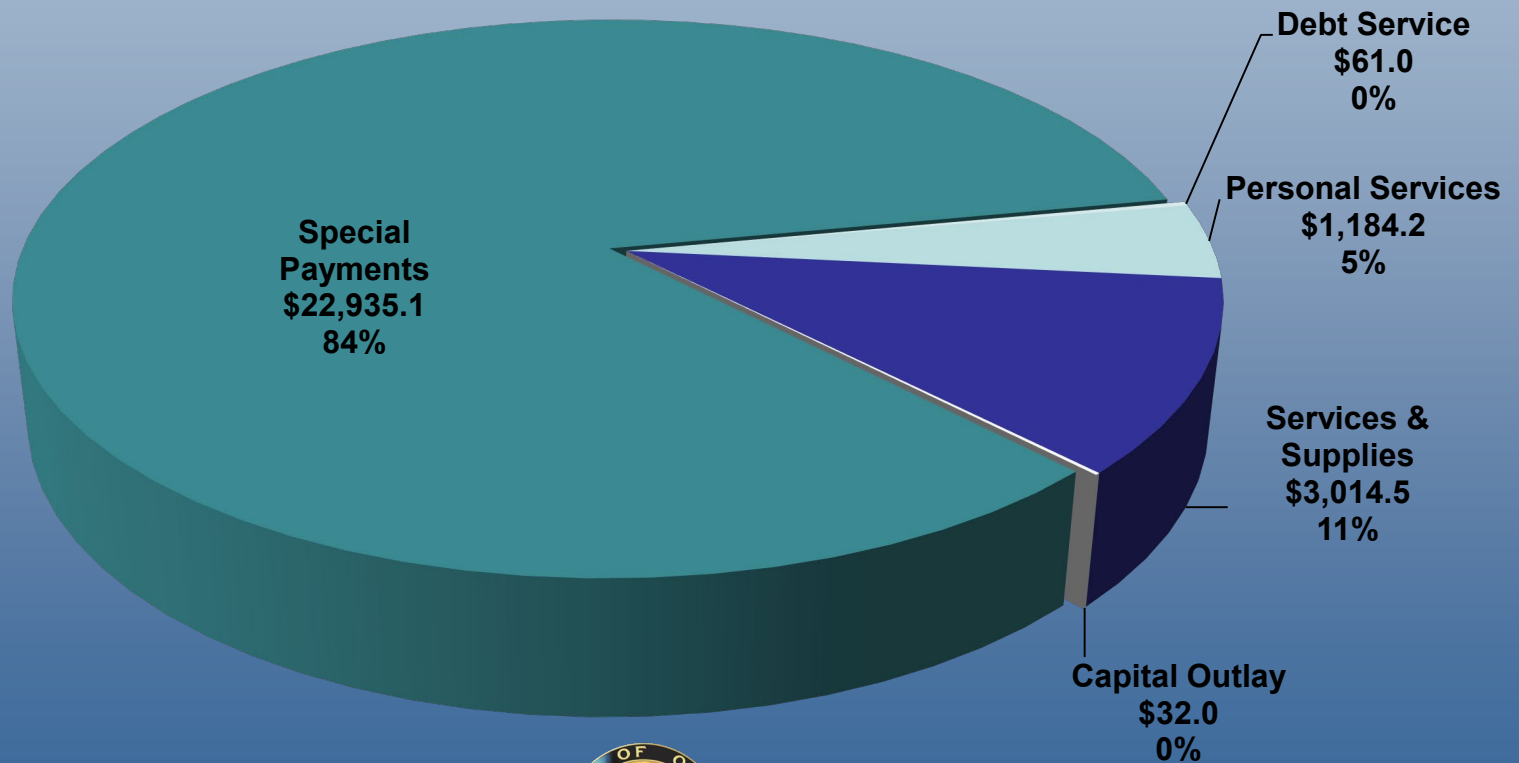




Oregon Health Authority

2021-23 Governor's Budget

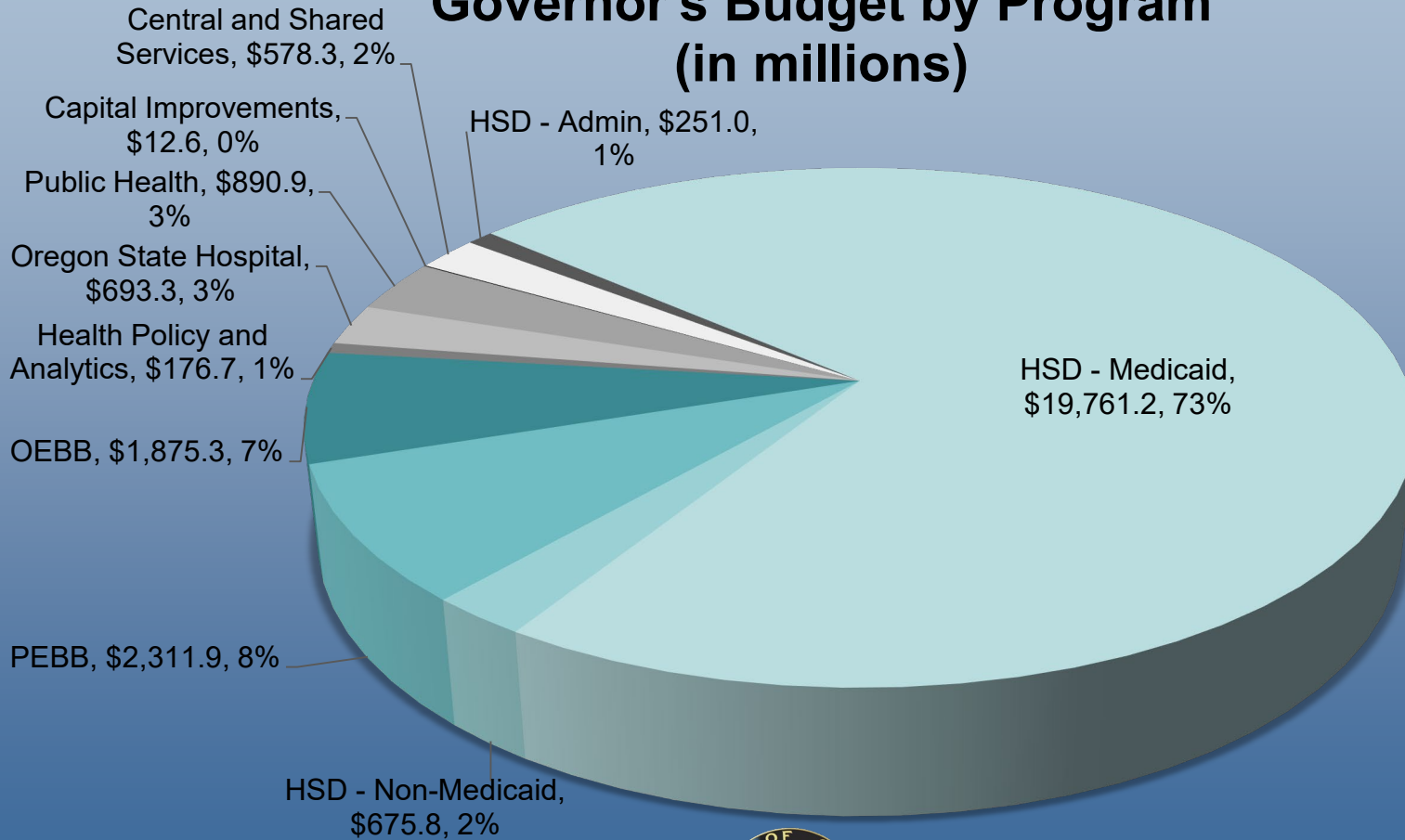
**Agency Budget by Expenditure Category
(in millions)**





Oregon Health Authority 2021-23 Governor's Budget

Governor's Budget by Program (in millions)





Oregon Health Authority

Revenue Sources

OHA is primarily funded by Federal Funds (56 percent) and Other Funds (33 percent)

Medicaid:

- Federal participation in Medicaid and the Children's Health Insurance Program
- Hospital Taxes, Taxes on CCOs and insurers, Cigarette and Tobacco Product Taxes

Non-Medicaid Behavioral Health: Marijuana Tax, Cigarette / Tobacco Product Taxes, Beer and Wine Tax, Lottery, Criminal Fines, federal grants

PEBB and OEBS: Insurance premiums and program charges

Public Health: Federal grants, Cigarette / Tobacco Product Tax, fees, program revenue

Oregon State Hospital: Insurance billing, Disproportionate Share Hospital payments, enterprise revenue

Health Policy and Analytics: Grants, federal Medicaid reimbursement, fees

Central / Shared Services: Cost allocation





Oregon Health Authority

2021-23 Governor's Budget Investments

Coverage Expansion / Service Improvement:

- Oregon Health Plan Navigation – \$7.8 million General Fund (GF), \$16.3 million total funds (TF)
- Indian Managed Care Entity – \$1.4 million GF, \$12.1 million TF
- Fee for Service Improvements and Service Coordination – \$13.1 million GF, \$31.5 million TF
- Cover All People – \$10 million GF
- Compact of Free Association (COFA) Medical and Dental Coverage – \$2.6 million GF

Public Health:

- Public Health Modernization – \$30.0 million GF
- Tobacco Use Cessation (Measure 108) – \$40.3 million TF
- Tobacco Retail Licensure - \$2.1 million TF





Oregon Health Authority

2021-23 Governor's Budget Investments (cont.)

Equity Infrastructure

- Workforce Diversification Incentives – \$27.7 million GF
- Office of Equity and Inclusion / RHEC Expansion – \$5.8 million GF, \$7.3 million TF
- REALD Data Collection – \$2.0 million GF, \$2.4 million TF
- Sexual Orientation / Gender Identity (SOGI) Data Collection – \$3.0 million GF, \$5.0 million TF

Behavioral Health

- Substance Use Disorder 1115 Waiver – \$11.5 million GF, 118.0 million TF
- Measure 110 – Addiction Recovery Centers – \$112.6 million TF
- Community Behavioral Health Services – \$25.7 million GF, \$29.5 million TF
- Aid and Assist Response – \$19.3 million GF, \$22.6 million TF
- Child Welfare Services – \$1.3 million GF for crisis and transition services and \$5.7 million GF for interdisciplinary assessment teams





Oregon Health Authority

2021-23 Governor's Budget Reductions & Revision

Reductions:

- OHP Inflation from 3.4 percent to 2.9 percent per year: \$40.7 million GF, \$140.0 million TF
- Inflation on Non-Medicaid Behavioral Health: \$27.7 million TF
- Repurpose Hospital Tax used for supplemental payment program: \$22.0 million GF, \$57.0 million TF
- Reduce CCO Quality Pool from 4.25 percent to 3.5 percent: \$20.0 million GF, \$80.0 TF
- Reduce DRG Hospital Rates to 76 percent of Medicare: \$21.0 million GF, \$122.2 million TF
- Value-Based Payment for Hospitals: \$12.0 million, \$44.5 million TF
- Graduate Medical Education - \$23.6 million GF, \$79.4 million TF
- Community Mental Health Fund Reductions - \$5.2 million GF
- Rental Assistance Delay - \$4.7 million GF

Revisions: \$0.5 million GF, \$11.0 million OF and \$0.7 million FF for OHA's portion of Integrated Eligibility ongoing costs





QUESTIONS?

