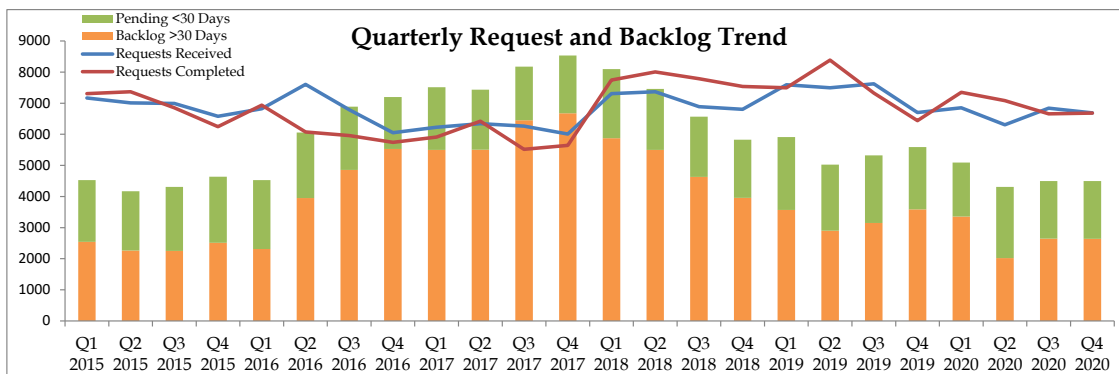
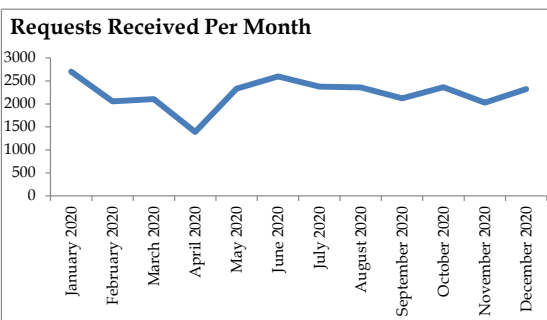
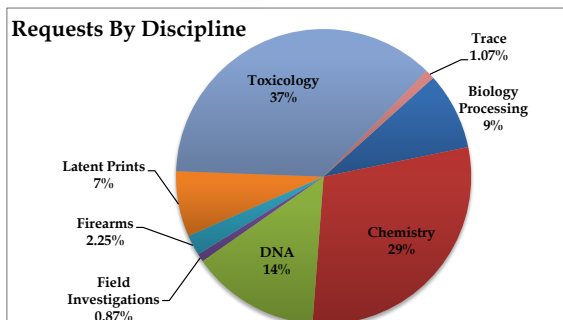
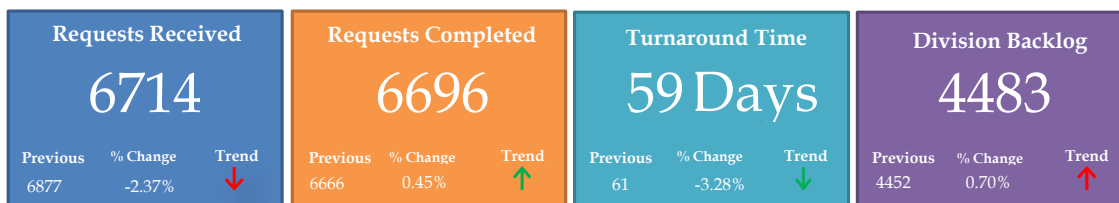


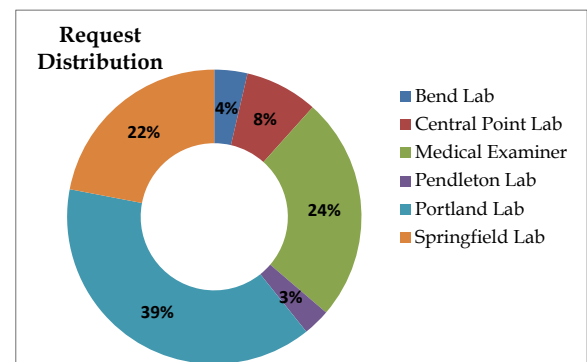
# Forensic Division Summary

## for Q4 2020



## Laboratory Stats

Laboratory	New Requests Received	Requests Completed	Average Turnaround Time (Days)	Pending Requests
Bend Lab	244	252	76	266
Central Point Lab	538	538	27	178
Medical Examiner	1653	1313	83	1582
Pendleton Lab	200	106	88	265
Portland Lab	2602	2866	59	1480
Springfield Lab	1477	1621	44	712

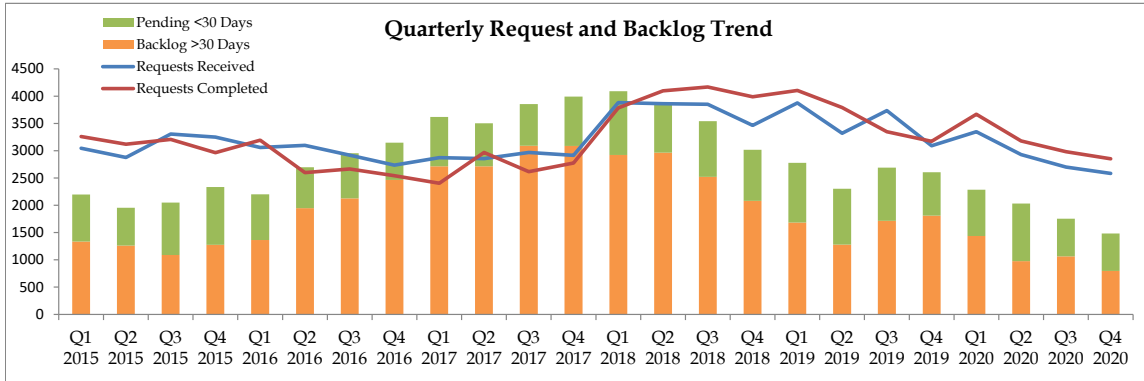
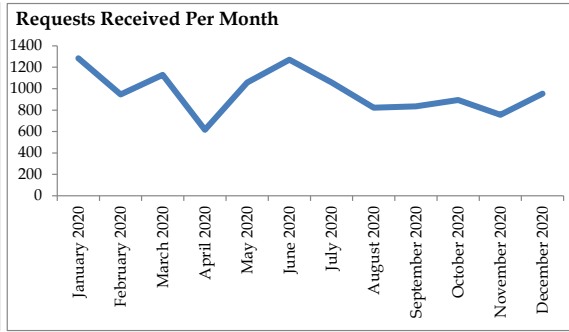
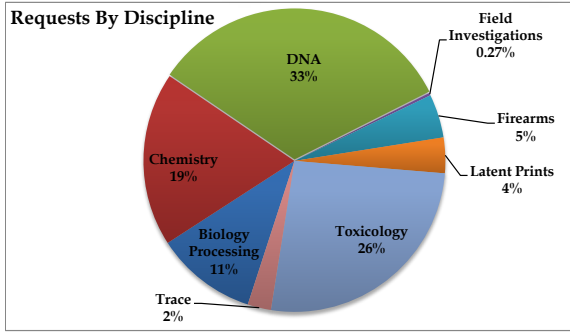
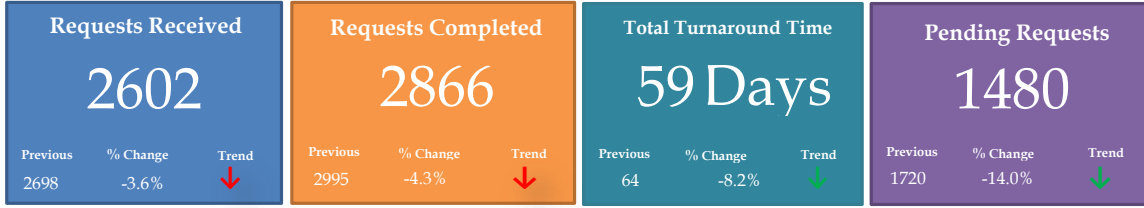


## Discipline Stats

Discipline	New Requests Received	Requests Completed	Average Turnaround Time (Days)	Pending Requests
Arson	37	34	45	16
Biology Processing	515	404	36	302
Blood Alcohol	1149	1306	70	884
Cannabis Determination	94	53	31	49
CODIS Confirmation	182	182	2	0
Controlled Substances	1699	1834	47	931
DNA	676	721	58	434
Explosives	3	1	120	4
FA Comparison	41	38	28	5
FA Processing	71	83	40	32
Fibers	0	1	312	1
Field Investigations	53	43	29	36
Glass	1	0		1
Hair	4	4	639	7
Impressions	3	7	184	14
LP Comparison	141	180	77	99
LP Processing	296	264	126	429
Miscellaneous	6	7	34	3
MP Ref	0	1	17	0
Paint	3	4	54	0
TM - Comparison	2	1	3	1
TM - Processing	23	17	22	11
TOX Ante-mortem	663	750	38	216
TOX External Lab	1	1	2	0
TOX Post Mortem	1037	750	80	992
Trace Processing	14	10	52	16

# Portland Lab Summary

## for Q4 2020

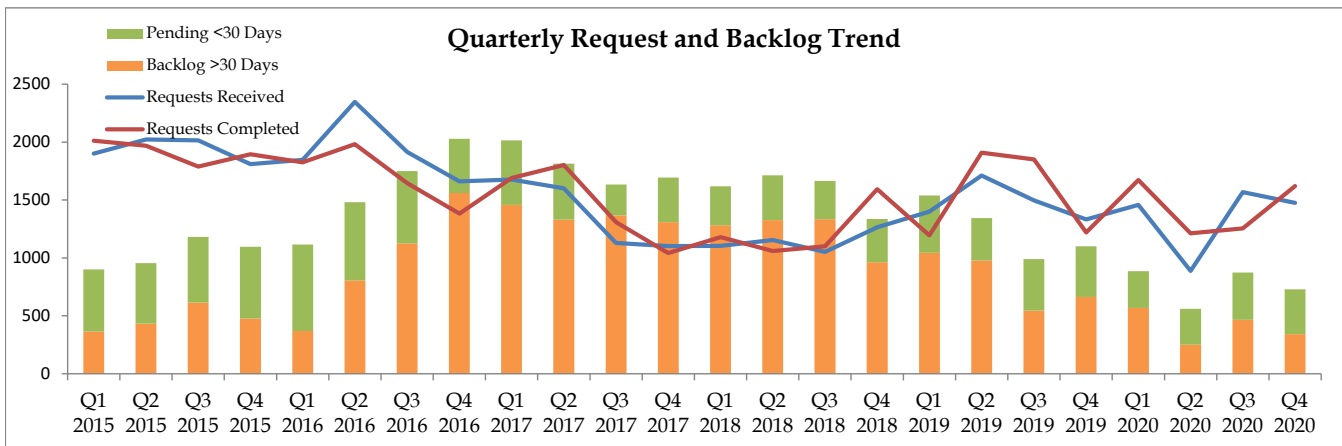
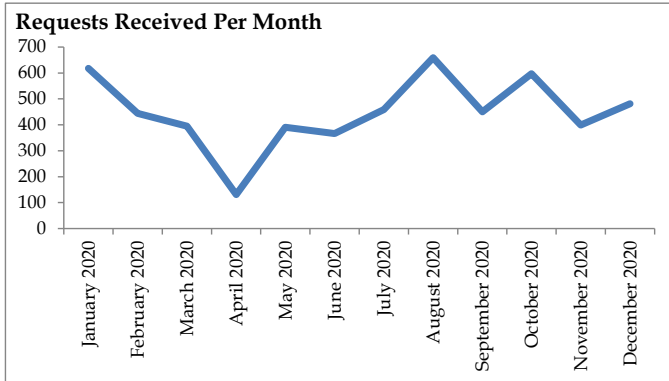
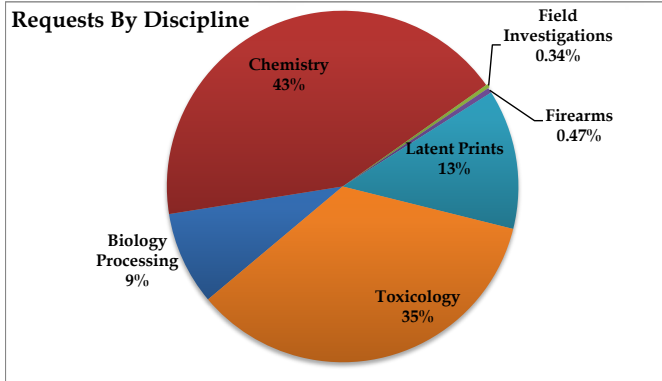
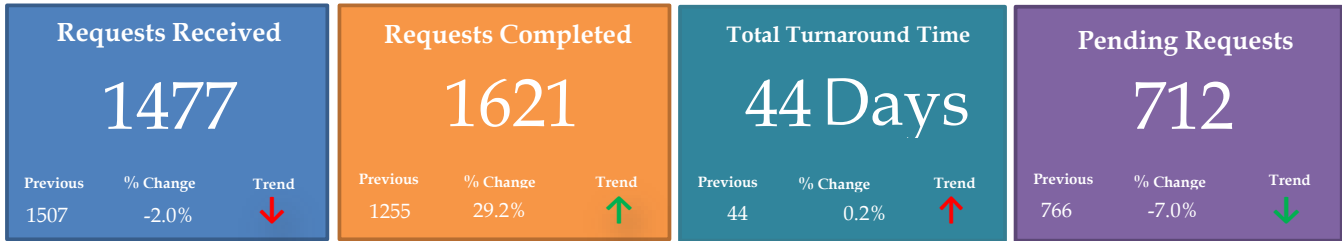


## Discipline Stats

Discipline	New Requests Received	Requests Completed	Average Turnaround Time (Days)	Pending Requests
Arson	37	34	45	16
Biology Processing	282	183	37	193
Blood Alcohol	173	331	83	127
Cannabis Determination	13	9	45	11
CODIS Confirmation	182	182	2	0
Controlled Substances	471	547	65	291
DNA	676	721	58	434
Explosives	3	1	120	4
FA Comparison	41	38	28	5
FA Processing	61	71	36	24
Fibers	0	1	312	1
Field Investigations	7	6	55	9
Glass	1	0		1
Hair	4	4	639	7
Impressions	3	7	184	14
LP Comparison	14	1	134	31
LP Processing	85	112	143	118
Miscellaneous	6	7	34	3
MP Ref	0	1	17	0
Paint	3	4	54	0
TM - Comparison	2	1	3	1
TM - Processing	17	15	22	7
TOX Ante-mortem	507	580	37	167
Trace Processing	14	10	52	16

# Springfield Lab Summary

## for Q4 2020

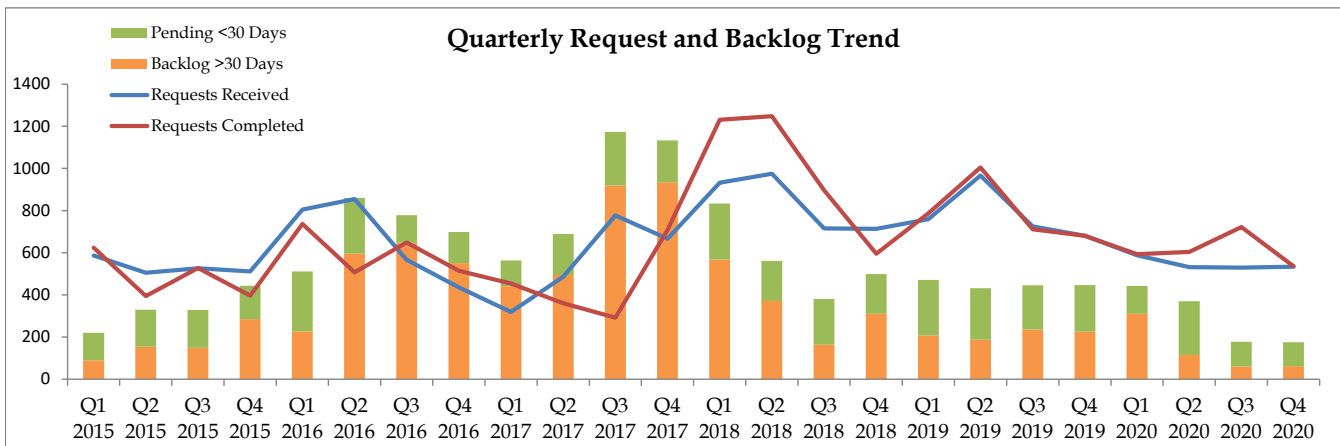
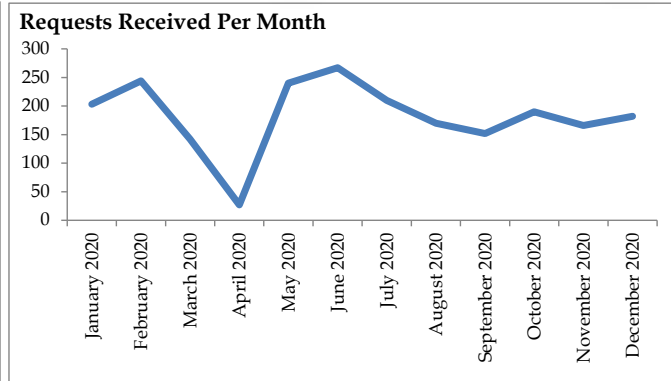
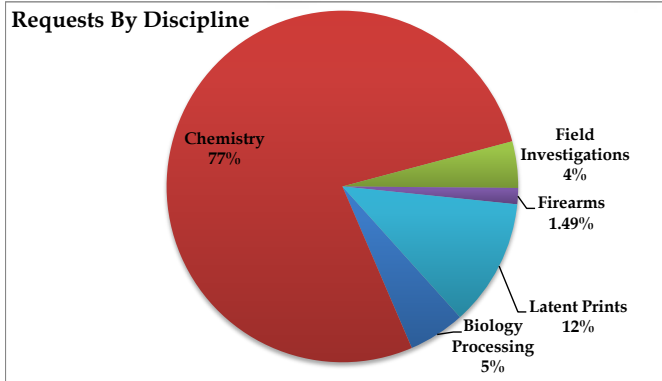
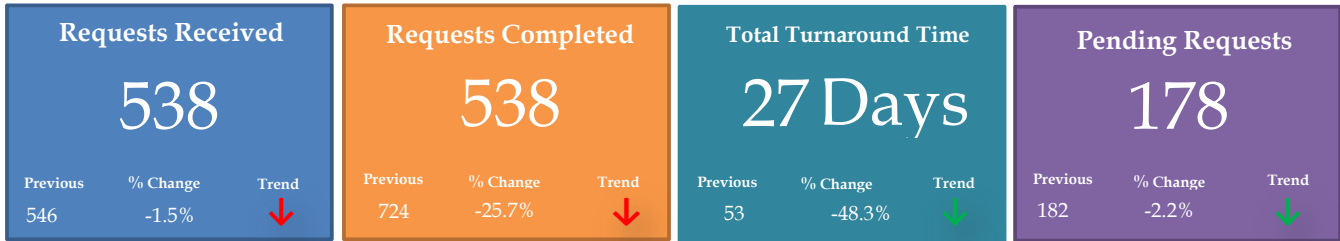


## Discipline Stats

Discipline	New Requests Received	Requests Completed	Average Turnaround Time (Days)	Pending Requests
Biology Processing	127	124	33	54
Blood Alcohol	361	413	37	167
Cannabis Determination	81	44	28	38
Controlled Substances	550	643	37	227
FA Processing	6	7	54	3
Field Investigations	5	7	28	2
LP Comparison	80	114	75	33
LP Processing	110	99	111	138
TOX Ante-mortem	156	170	41	49

# Central Point Lab Summary

## for Q4 2020

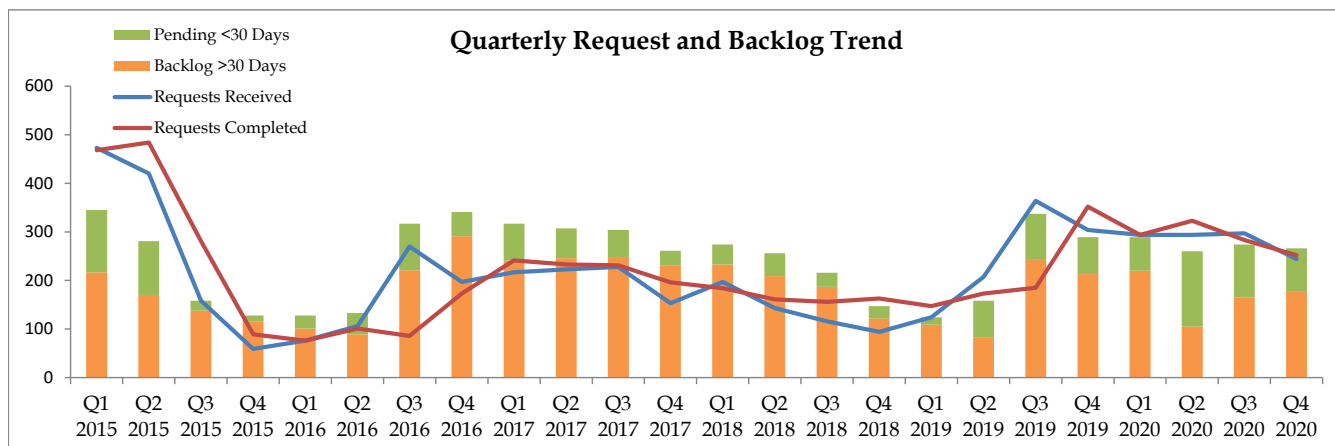
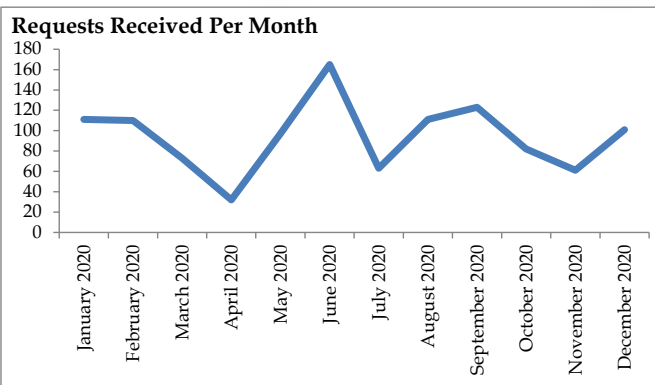
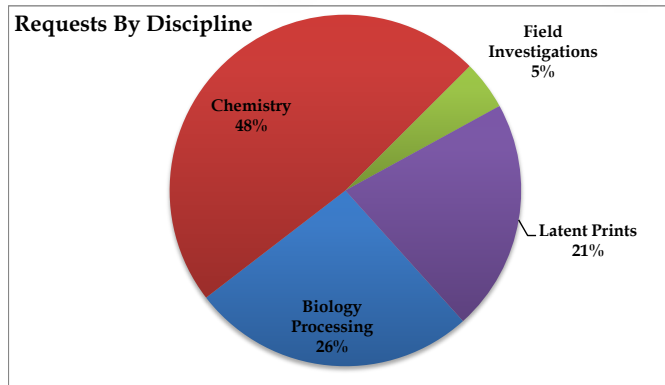
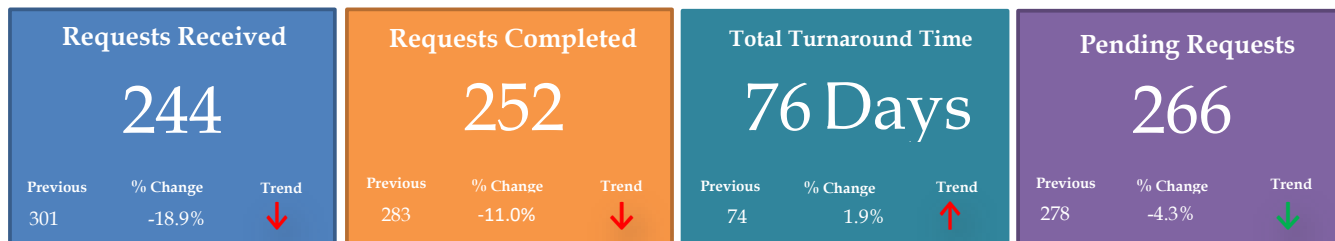


## Discipline Stats

Discipline	New Requests Received	Requests Completed	Average Turnaround Time (Days)	Pending Requests
Biology Processing	28	31	20	6
Controlled Substances	416	444	20	86
FA Processing	4	2	14	2
Field Investigations	23	20	22	5
LP Comparison	16	29	91	11
LP Processing	47	10	216	66

# Bend Lab Summary

## for Q4 2020

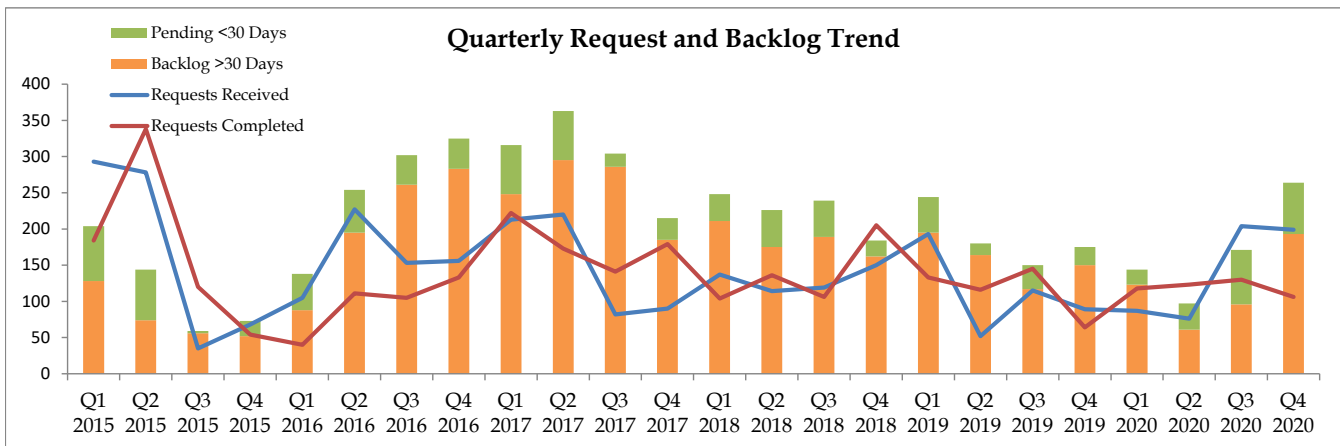
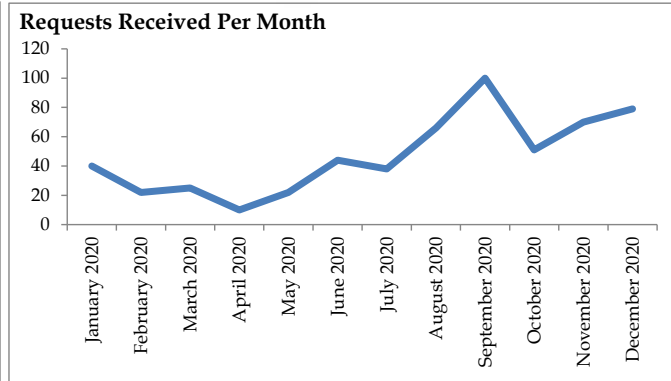
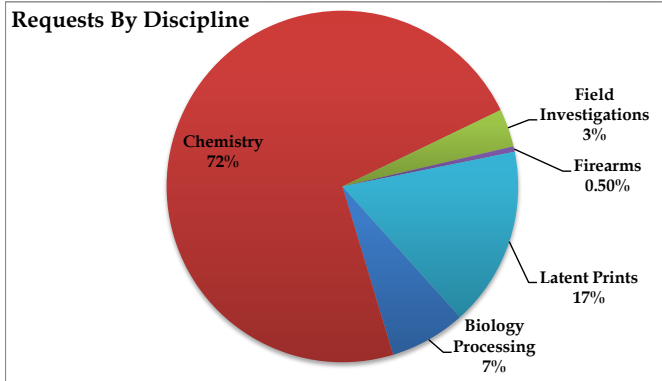
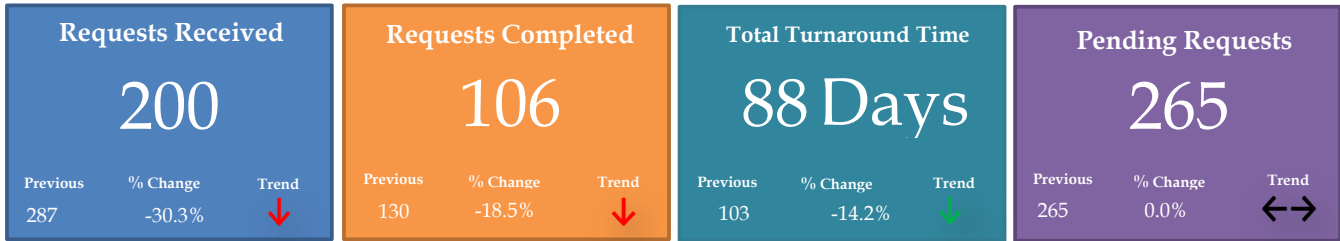


## Discipline Stats

Discipline	New Requests Received	Requests Completed	Average Turnaround Time (Days)	Pending Requests
Biology Processing	64	50	38	36
Controlled Substances	117	147	88	131
Field Investigations	11	8	32	9
LP Comparison	29	36	73	20
LP Processing	23	11	124	70

# Pendleton Lab Summary

## for Q4 2020

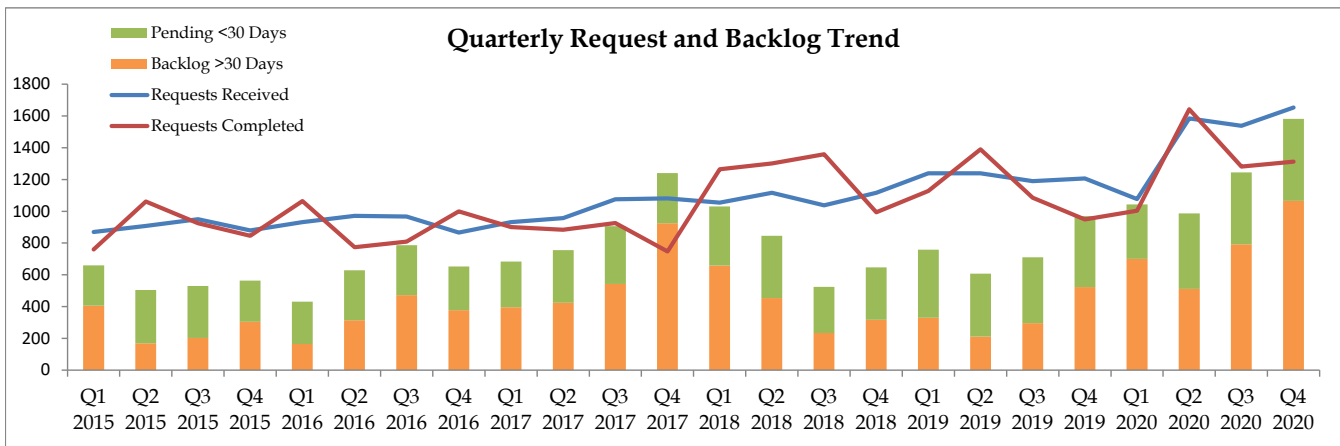
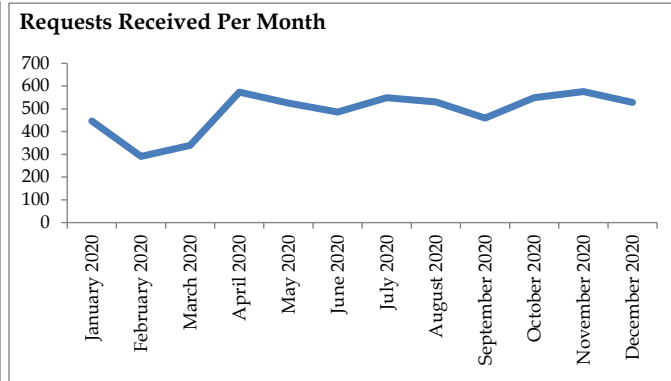
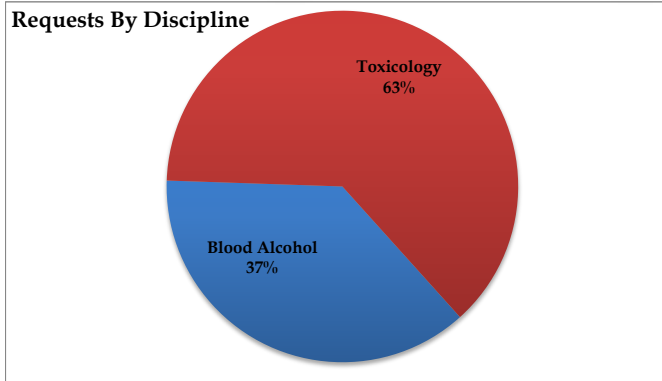
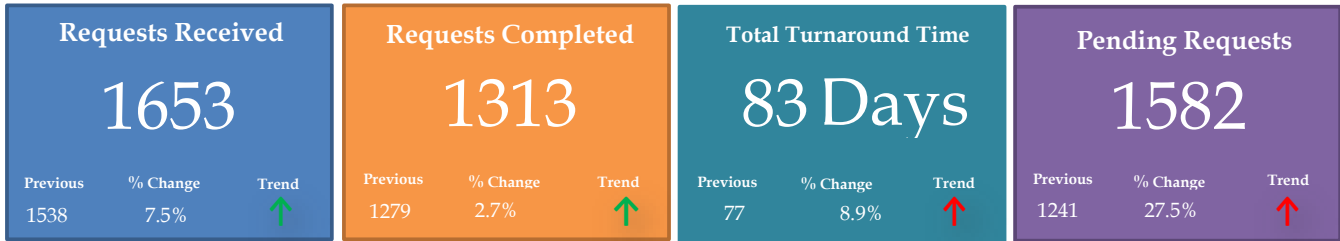


## Discipline Stats

Discipline	New Requests Received	Requests Completed	Average Turnaround Time (Days)	Pending Requests
Biology Processing	14	16	82	13
Controlled Substances	145	53	92	196
FA Processing	0	3	131	3
Field Investigations	7	2	14	11
LP Comparison	2			4
LP Processing	31	32	85	37
TM - Processing	1			1

# Medical Examiner Summary

## for Q4 2020



## Discipline Stats

Discipline	New Requests Received	Requests Completed	Average Turnaround Time (Days)	Pending Requests
Blood Alcohol	615	562	88	590
TOX Post Mortem	1037	750	80	992