

# Oregon Drug Price Transparency Annual Report: Findings and Recommendations

Presenters: Cassie Soucy and Ralph Magrish  
Legislative Days presentation: Dec. 8, 2022



# Drug price transparency reporting

Program is directed by statute to receive:



Manufacturers report:

- New high-cost drug reports
- Annual price increase reports
- 60-day price increase notice

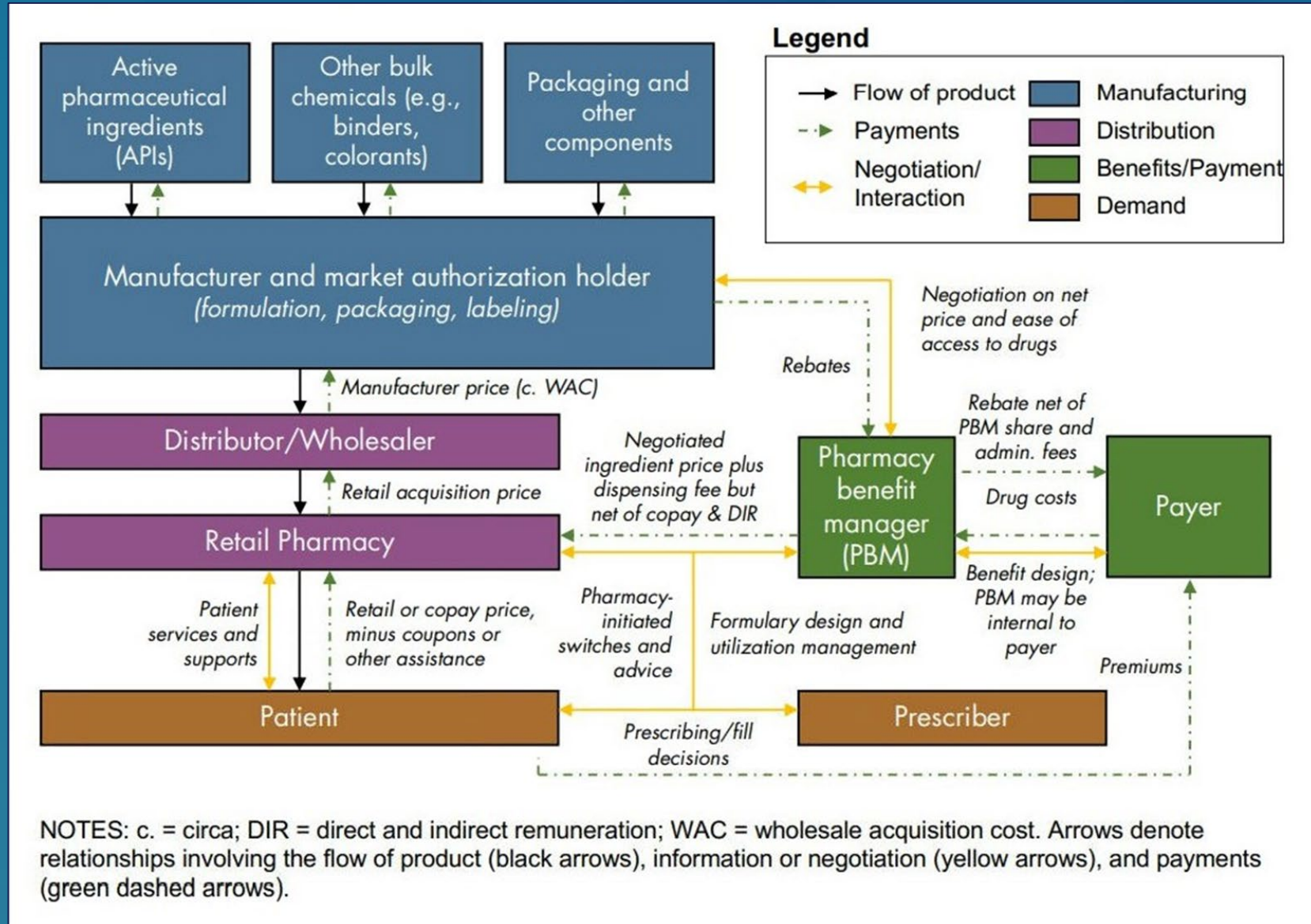


Insurers report: Top 25 most costly and most prescribed drugs, and the impact of drug costs on premium rates.



Consumers report: Personal price increase in Rx they have purchased.

# Pharmaceutical supply chain diagram



# Program compliance and trade secret reviews

## DPT compliance

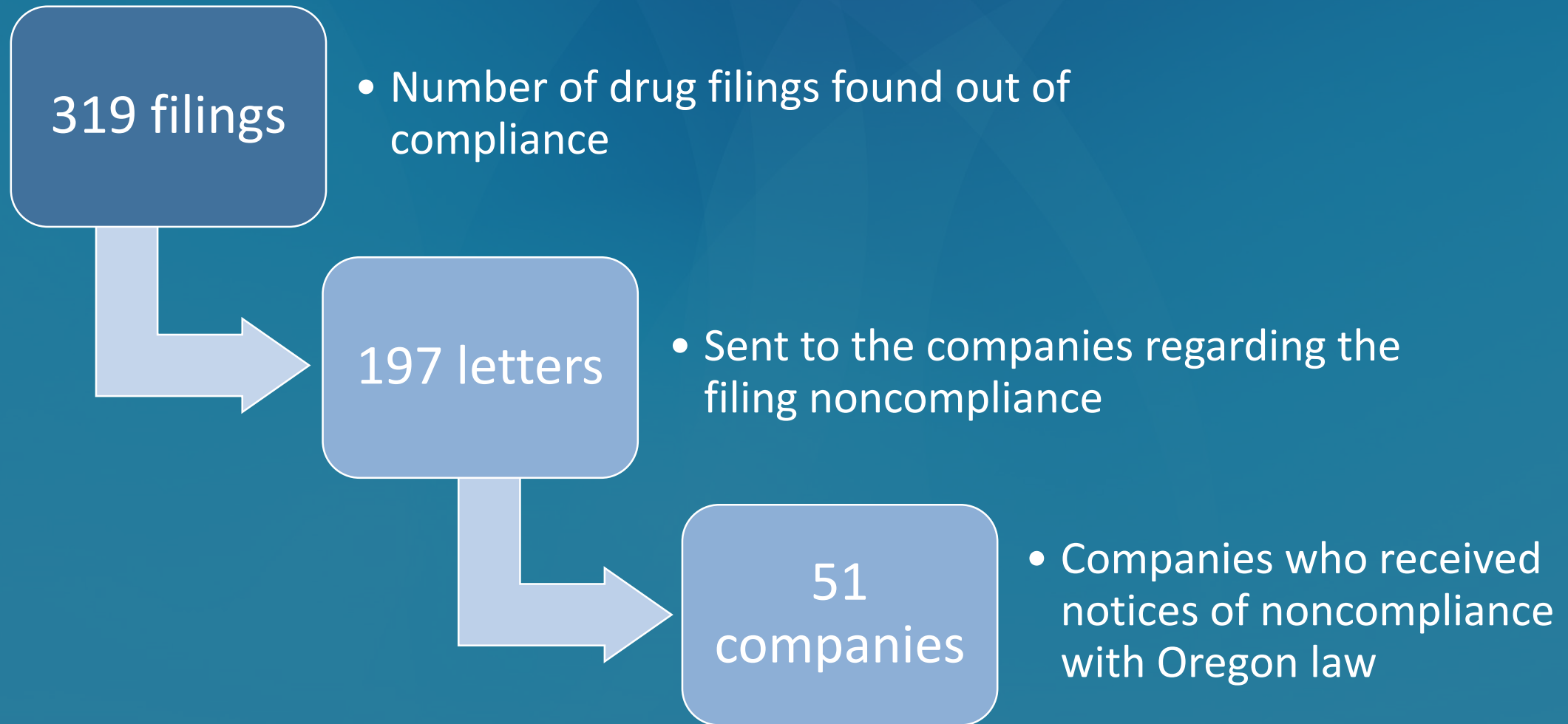
- Primary areas of potential noncompliance:
  - Failure to respond to the request for additional information.
  - Failure to provide accurate and complete information in the required data elements.

## DPT trade secret

- Reviewing trade secret claims of various data elements and sending trade secret determinations.
- Lengthy and complex process to review and address determinations both in agreement and in opposition to manufacturer's trade secret claims.

# Compliance and enforcement activities

Noncompliance work within a three-month period (Sept. – Nov. 2022)

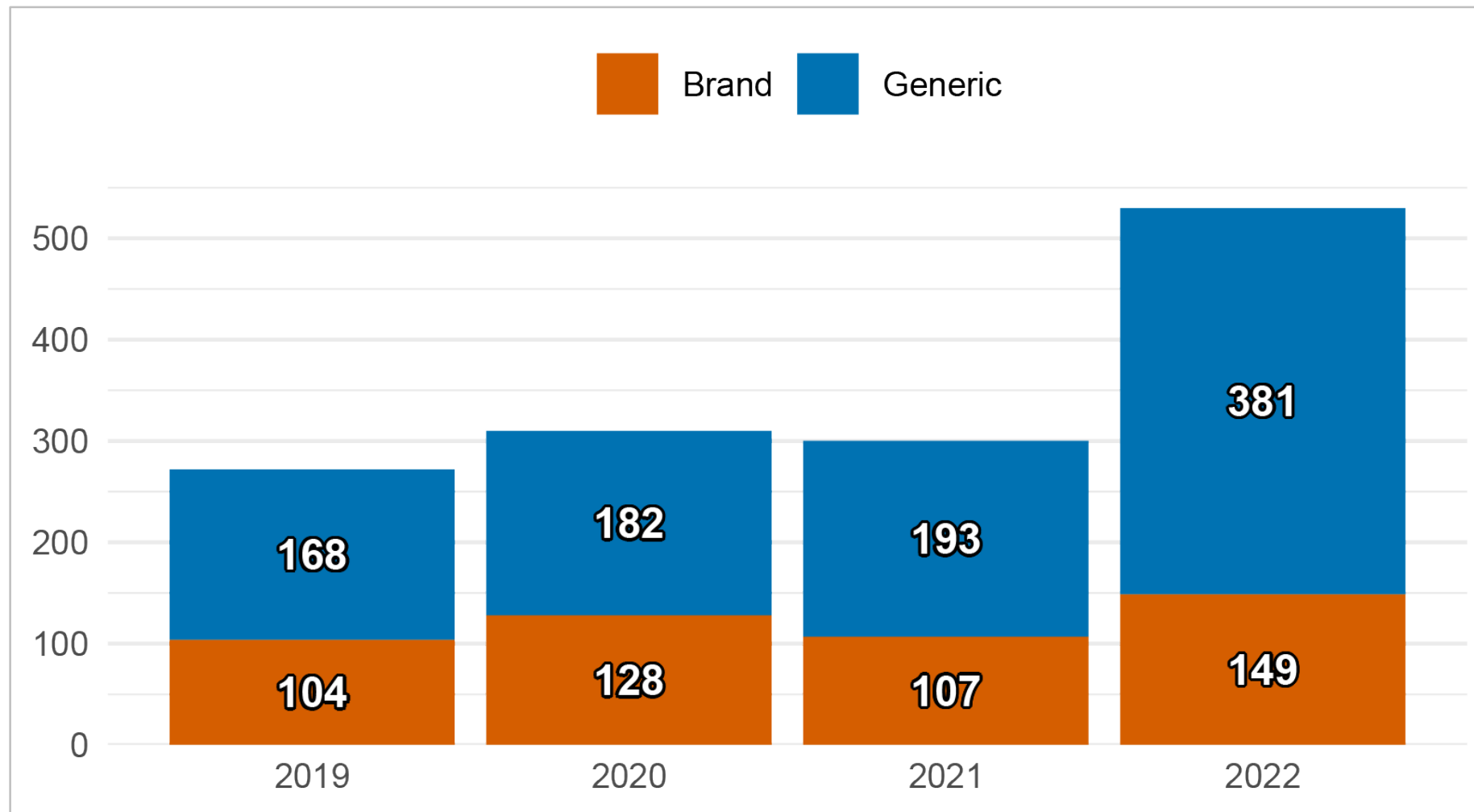




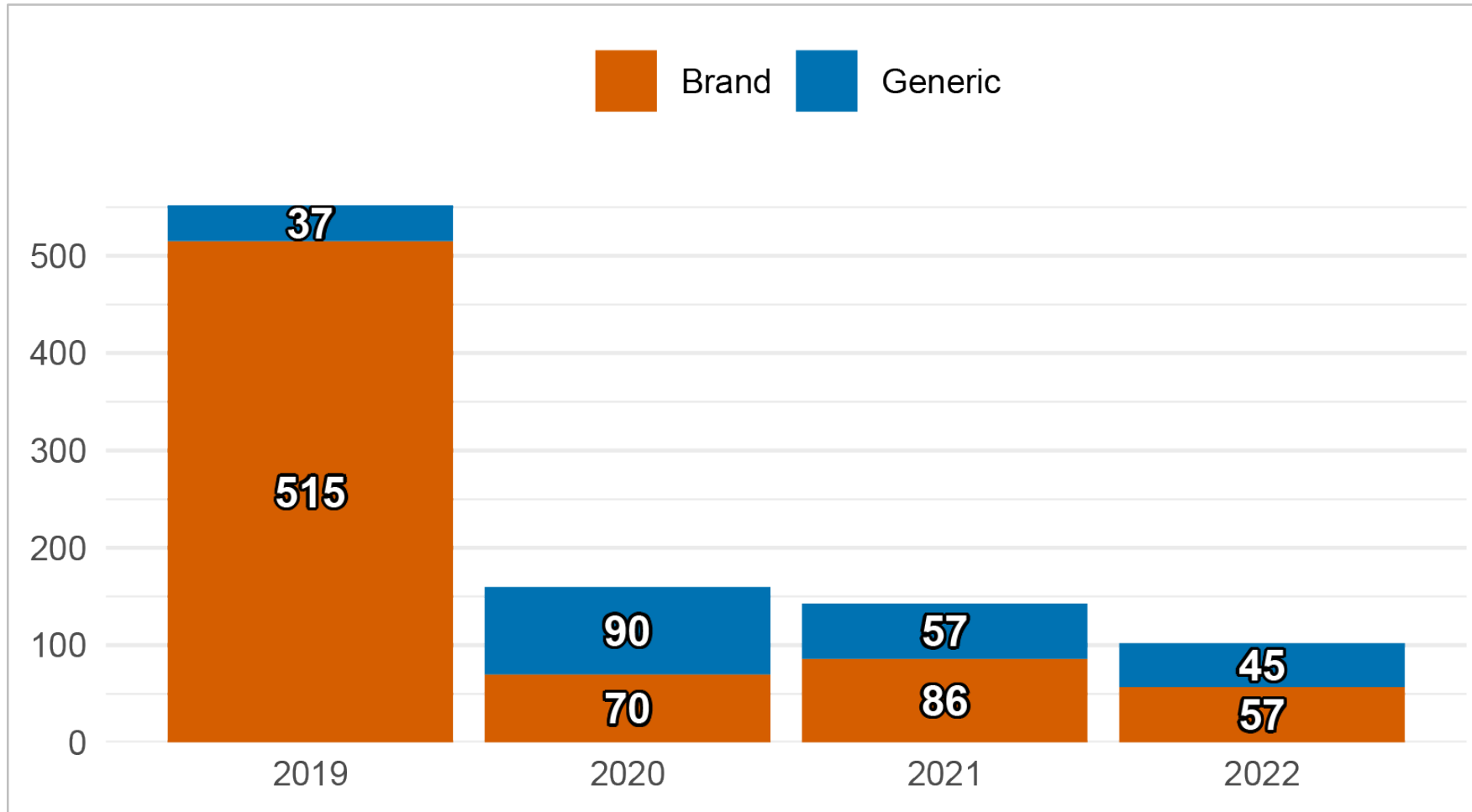
# Key findings

- Highest prices: Carvykti from Janssen Biotech has a per-dose price of \$465,000.
- Largest increase: 2,527 percent increase for a generic of naproxen manufactured by Hikma Pharmaceuticals.
  - Medians: +19.9 percent for generics, +13.4 percent for brands
- Most costly: Humira continues to be the most costly prescription drug with \$76,966,470 in spending from health insurers.

# New high cost prescription drug reports 2019-22

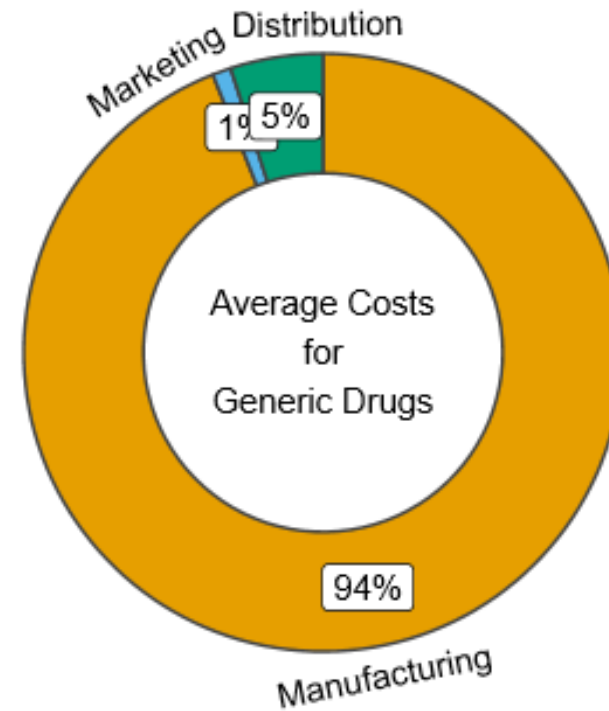


# Annual price increase reports from manufacturers 2019-22

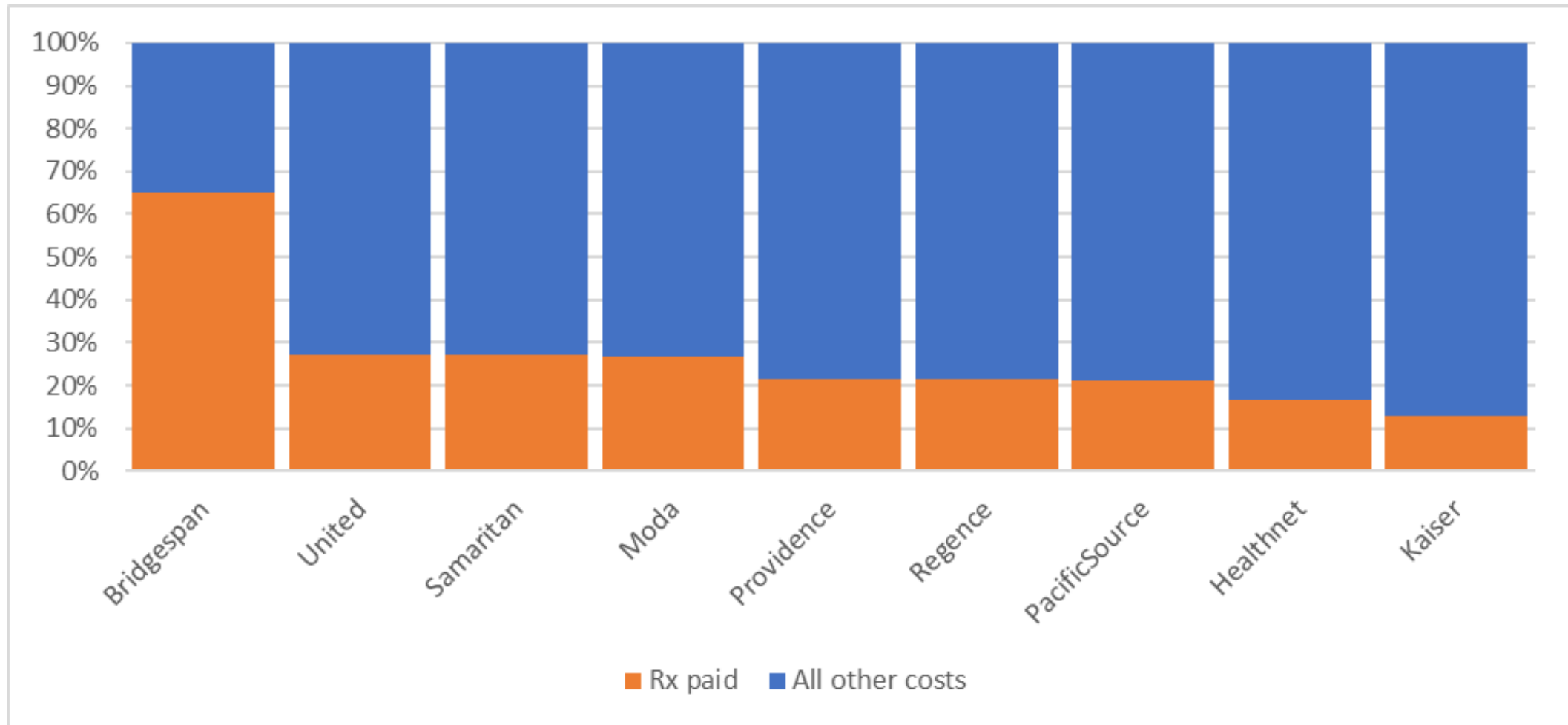




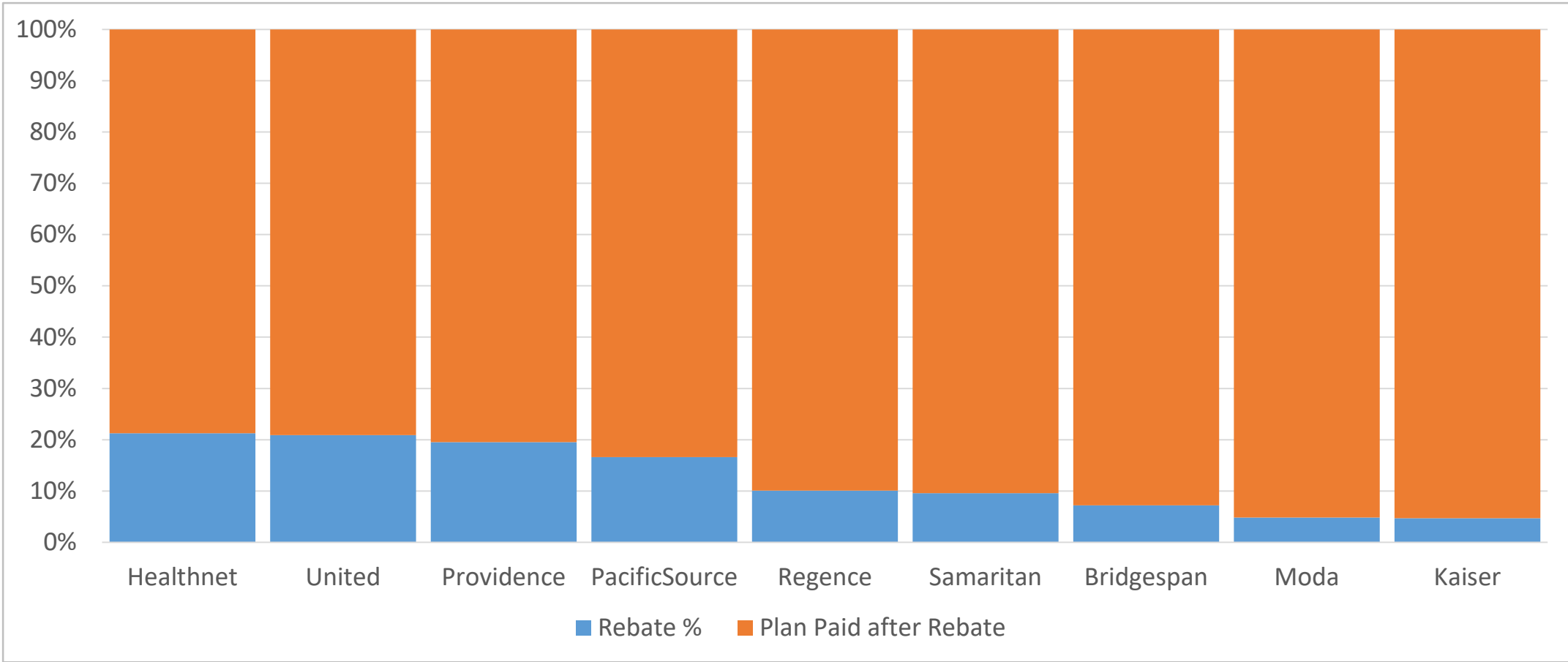
# Direct cost averages from annual price increase reports



# Plan spending on prescription drugs as a percentage of premium



# Prescription drug rebates as a percentage of total drug spending



# Most prescribed prescription drugs

Drug	Class	Prescriptions
COVID-19 (SARS-CoV-2) mRNA Virus Vaccine	Vaccines	537,155
Influenza Virus Vaccine	Vaccines	231,714
Atorvastatin Calcium (Lipitor & generics)	Antihyperlipidemics	194,032
Levothyroxine Sodium	Thyroid agents	191,047
Lisinopril	Antihypertensives	172,584
Bupropion HCl (Wellbutrin & generics)	Antidepressants	144,690
Metformin HCl	Antidiabetics	140,073
Amphetamine-Dextroamphetamine (Adderall, Mydayis, & generics)	ADHD/anti-narcolepsy/anti-obesity/anorexiant	130,632
Escitalopram Oxalate (Lexapro & generics)	Antidepressants	117,177
Losartan Potassium	Antihypertensives	112,056

# Most costly prescription drugs

Drug	Class	Total Allowed
Humira (Adalimumab)	Analgesics – anti-inflammatory	\$76,966,470
Stelara (Ustekinumab)	Dermatologicals	\$35,999,195
Enbrel (Etanercept)	Analgesics – anti-inflammatory	\$28,675,010
Biktarvy (Bictegravir-Emtricitabine-Tenofovir Alafenamide Fumarate)	Antivirals	\$23,245,660
COVID-19 (SARS-CoV-2) mRNA Virus Vaccine (Includes both Moderna and Pfizer-BioNTech)	Vaccines	\$20,679,117
Trikafta (Elexacaftor-Tezacaftor-Ivacaftor)	Respiratory agents	\$17,964,545
Cosentyx (Secukinumab)	Dermatologicals	\$17,770,873
Keytruda (Pembrolizumab)	Antineoplastics and adjunctive therapies	\$16,463,259
Entyvio (Vedolizumab)	Gastrointestinal agents	\$14,872,464
Ocrevus (Ocrelizumab)	Psychotherapeutic and neurological agents	\$11,115,070

# Prescription drugs with increased plan spending

Drug	Class	Year over year increase
COVID-19 (SARS-CoV-2) mRNA Virus Vaccine	Vaccines	\$17,866,475
Stelara (Ustekinumab)	Dermatologicals	\$7,623,454
Trikafta (Elexacaftor-Tezacaftor-Ivacaftor)	Respiratory agents	\$4,906,302
Semaglutide (includes Ozempic, Rybelsus, Wegovy)	Antidiabetics	\$3,092,976
Skyrizi (Risankizumab-rzaa)	Dermatologicals	\$3,088,360
Keytruda (Pembrolizumab)	Antineoplastics and adjunctive therapies	\$3,072,226
Ocrevus (Ocrelizumab)	Psychotherapeutic and neurological agents	\$3,046,577
Emtricitabine-Tenofovir Disoproxil Fumarate (includes Truvada)	Antivirals	\$2,848,130
Perjeta (Pertuzumab)	Antineoplastics and adjunctive therapies	\$2,771,539
Revlimid (Lenalidomide)	Immunomodulators	\$2,628,811

# Policy recommendations

- Increase transparency of patient assistance programs
  - Require annual reporting on all patient assistance programs
- Expand insurer reports to additional markets
  - Include reporting from all health benefit plan issuers in Oregon instead of just individual and small group
- Require transparency for other supply chain entities (e.g., PBMs)
  - Add aggregated reporting requirements for PBMs
- Consider “upper payment limit” authority for PDAB
  - Explore opportunities for PDAB to set upper payment limits for state and local governments



# Policy recommendations (continued)

- Study feasibility of state generic manufacturing and expanded bulk purchasing
  - Allow state to leverage bulk purchasing power
  - Explore uniform drug lists for all state programs and PBM services
  - Establish centralized office of pharmacy purchasing for coordination and oversight of all state purchasing
- Protect consumer information reported to DPT
  - Exempt a personally identifiable information from public disclosure
- Share Rx data between state agencies working on Rx pricing
  - Require data sharing to allow more collaboration

# Questions?

Ralph Magrish  
Executive director  
Oregon Prescription Drug Affordability Board  
Department of Consumer and Business  
Services

[ralph.m.magrish@dcbs.oregon.gov](mailto:ralph.m.magrish@dcbs.oregon.gov)  
971-375-7591

Cassie Soucy  
Senior policy advisor  
Division of Financial Regulation  
Department of Consumer and Business  
Services

[cassandra.soucy@dcbs.oregon.gov](mailto:cassandra.soucy@dcbs.oregon.gov)  
503-983-3895