



**Presentation to the  
Joint Emergency Board  
Subcommittee on Education**

**December 7, 2022**



# 2022 Fire Season

**Presenter**

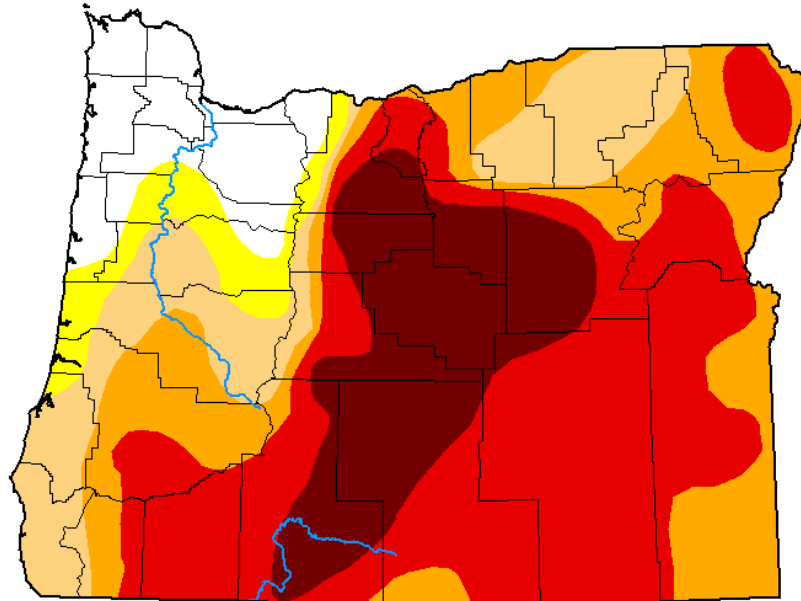
Mike Shaw, Protection Division Chief, ODF









# April Drought

## U.S. Drought Monitor Oregon

April 26, 2022  
(Released Thursday, Apr. 28, 2022)  
Valid 8 a.m. EDT



**Intensity:**

-  None
-  D0 Abnormally Dry
-  D1 Moderate Drought
-  D2 Severe Drought
-  D3 Extreme Drought
-  D4 Exceptional Drought

*The Drought Monitor focuses on broad-scale conditions. Local conditions may vary. For more information on the Drought Monitor, go to <https://droughtmonitor.unl.edu/About.aspx>*

**Author:**

Brad Rippey  
U.S. Department of Agriculture



[droughtmonitor.unl.edu](https://droughtmonitor.unl.edu)



# Significant Weather Events

- August lightning storm
- September east winds



# Fire Statistics to Date

**96%**

fires kept at 10 acres  
or less in 2022



2022 vs. 10-year average

- ~ 17% less fires
- ~ 3.5x less acres burned



## 2022 Year To Date

	Fires	Acres
Lightning	219	32,187
Human (and UI)	625	1,918
<b>Total</b>	<b>844</b>	<b>34,105</b>


## 10-Year Average (2012-2021 Year To Date)

Lightning	256	49,416
Human	740	68,416
<b>Total</b>	<b>996</b>	<b>117,895</b>



# Successes

- Prevention
- Early detection
- Aviation
- Aggressive initial attack



# 2022 Fire Season Request

- \$5,988,093 in SPA funds allocated to the E-Board for the state's portion of 2022 severity costs
- \$8,788,683 General Fund for the state's portion of net costs for the 2022 fire season
- \$33,504,119 Other Funds Limitation for costs from the 2022 fire season





**Questions?**