

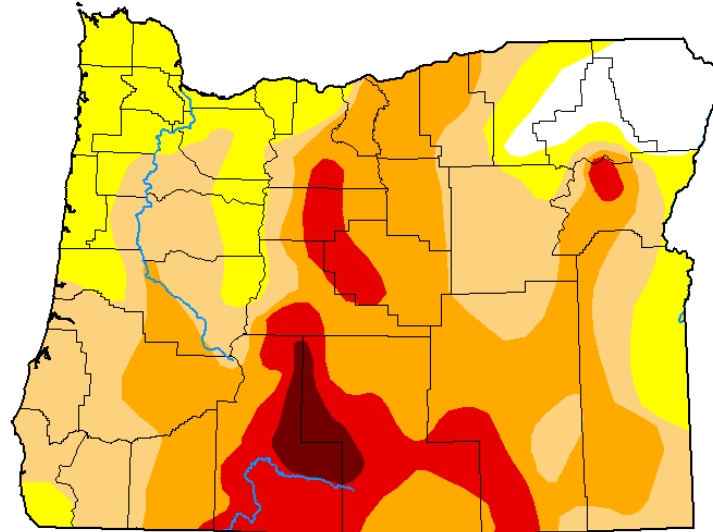


2021 Fire Season

Senate Interim Committee on Natural Resources & Wildfire Recovery

Cal Mukumoto, Oregon State Forester
Mike Shaw, Interim Fire Protection Division Chief
Mariana Ruiz-Temple, State Fire Marshal

Drought in April



Intensity:

- None
- D0 Abnormally Dry
- D1 Moderate Drought
- D2 Severe Drought
- D3 Extreme Drought
- D4 Exceptional Drought

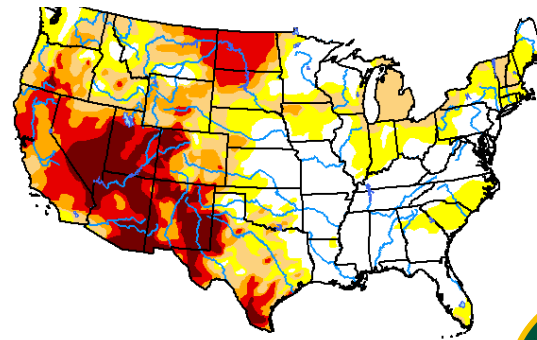
The Drought Monitor focuses on broad-scale conditions. Local conditions may vary. For more information on the Drought Monitor, go to <http://droughtmonitor.unl.edu/About.aspx>

Author:

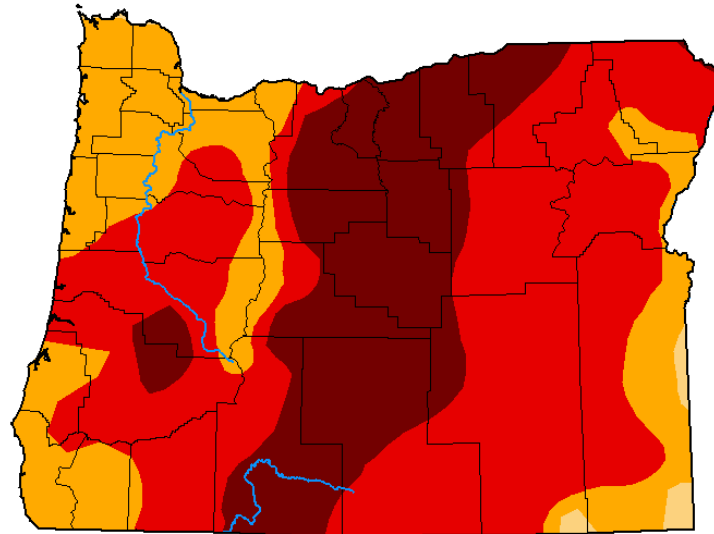
Richard Heim
NCEI/NOAA



droughtmonitor.unl.edu



Drought in September



Intensity:

- None
- D0 Abnormally Dry
- D1 Moderate Drought
- D2 Severe Drought
- D3 Extreme Drought
- D4 Exceptional Drought

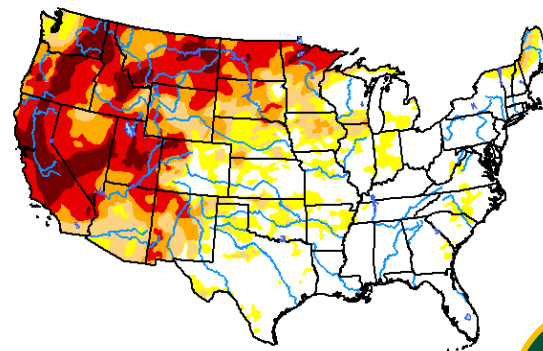
The Drought Monitor focuses on broad-scale conditions. Local conditions may vary. For more information on the Drought Monitor, go to <http://droughtmonitor.unl.edu/About.aspx>

Author:

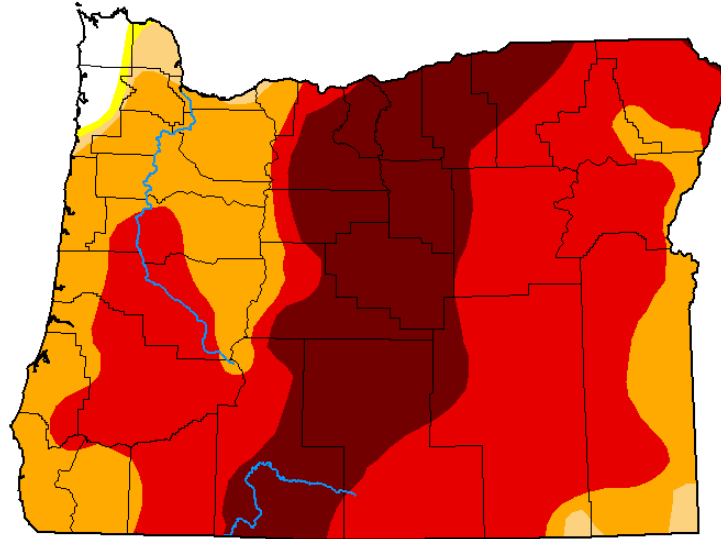
David Simeral
Western Regional Climate Center



droughtmonitor.unl.edu



Drought as of early-November



Intensity:

- None
- D0 Abnormally Dry
- D1 Moderate Drought
- D2 Severe Drought
- D3 Extreme Drought
- D4 Exceptional Drought

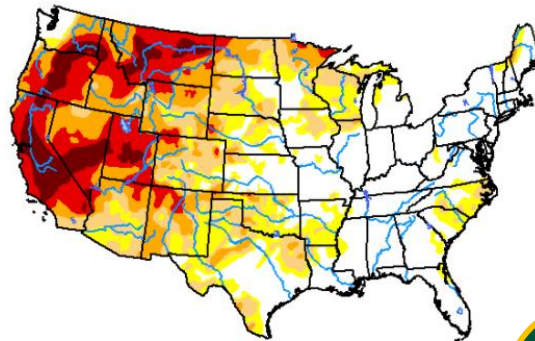
The Drought Monitor focuses on broad-scale conditions. Local conditions may vary. For more information on the Drought Monitor, go to <https://droughtmonitor.unl.edu/About.aspx>

Author:

Adam Hartman
NOAA/NWS/NCEP/CPC



droughtmonitor.unl.edu



Historical Large Wildfires in Oregon by Decade



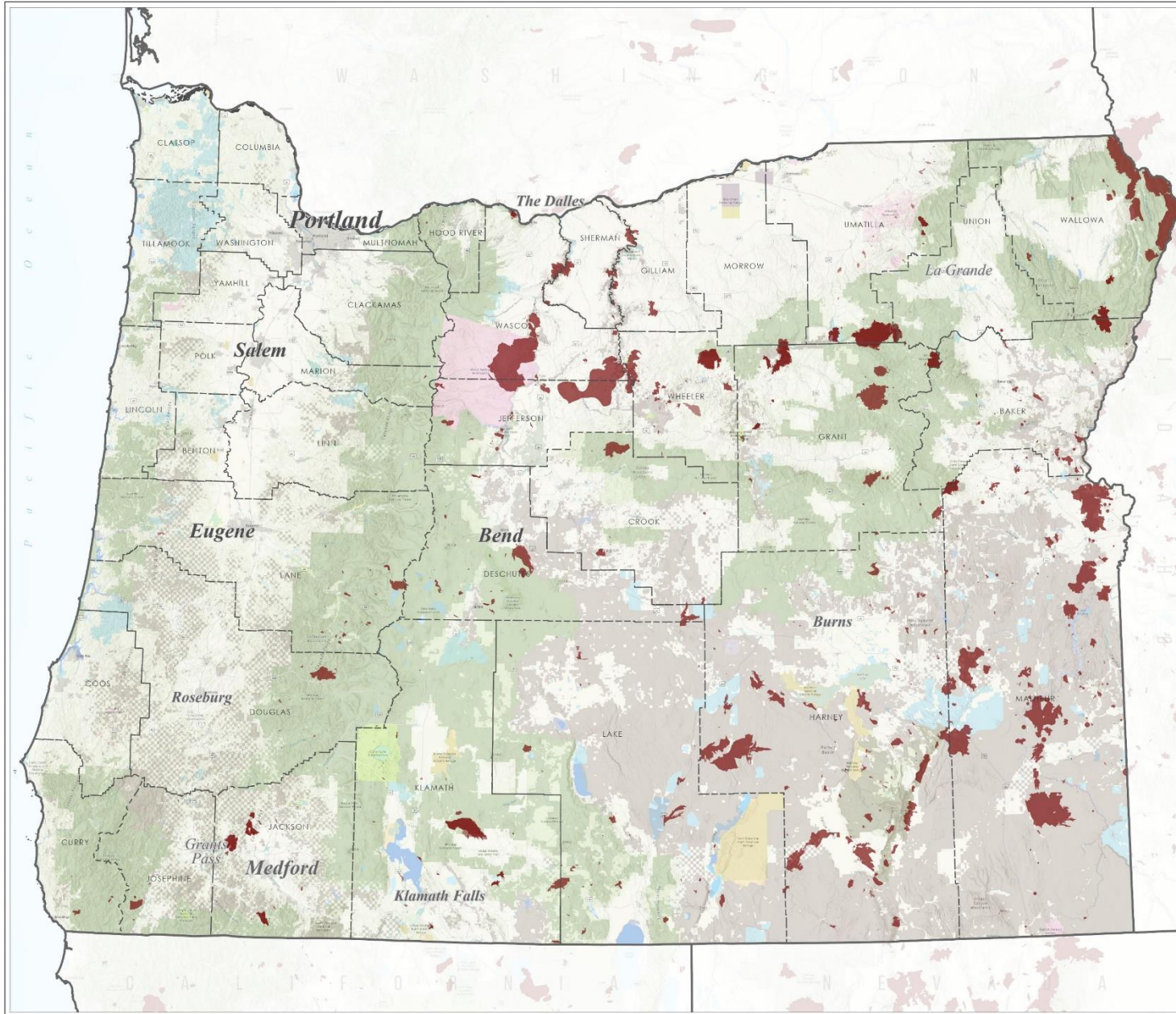
Historical Large Fires in Oregon

1992 - 2001



Land Management

- Private
- USFS
- BIA-Tribal
- USFWS
- Local Govt
- State
- BLM
- NPS
- USACE
- Other Fed



Historical Large Wildfires in Oregon by Decade



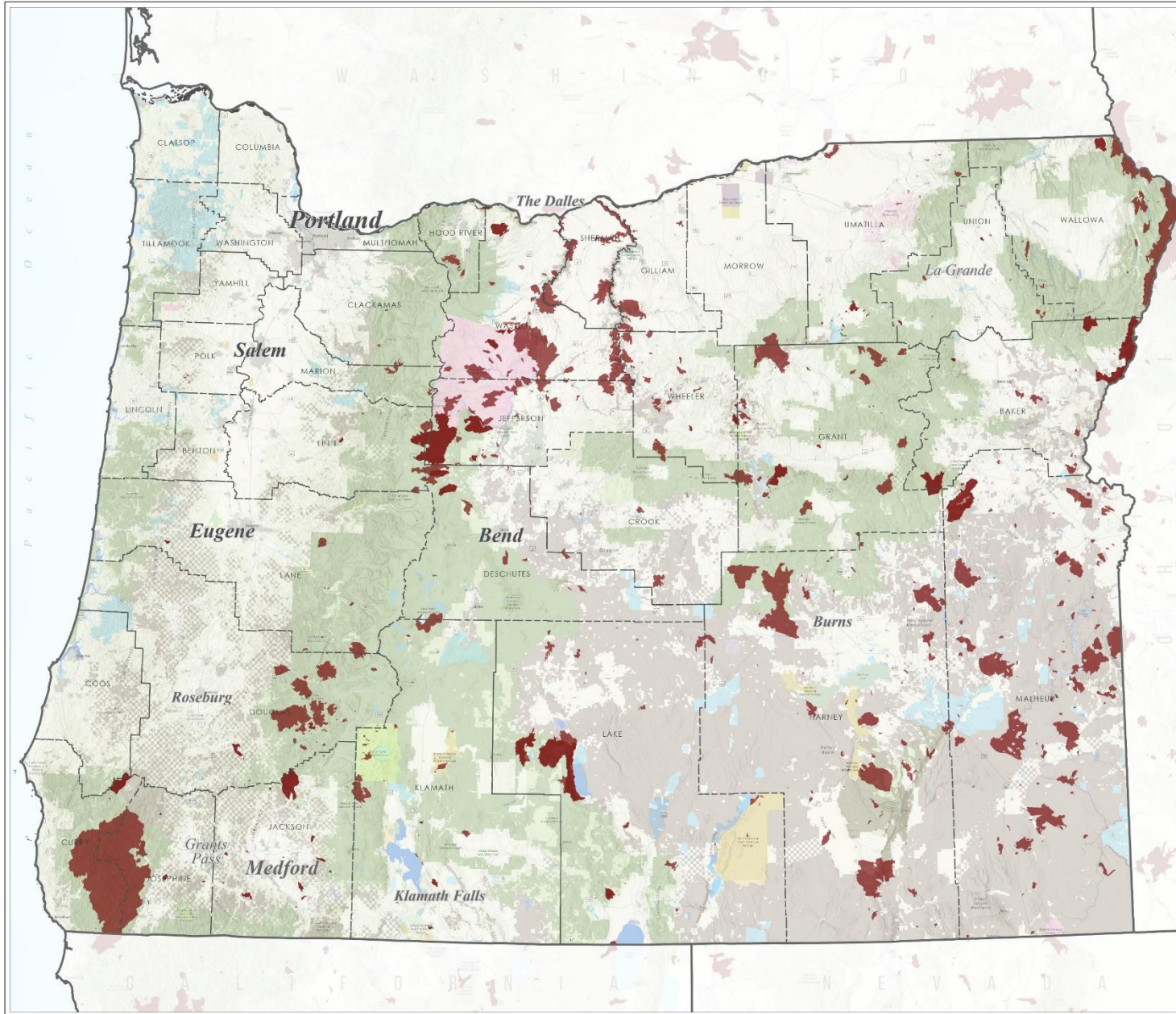
Historical Large Fires in Oregon

2002 - 2011



Land Management

- Private
- USFS
- BIA-Tribal
- USFWS
- Local Govt
- State
- BLM
- NPS
- USACE
- Other Fed



Historical Large Wildfires in Oregon by Decade



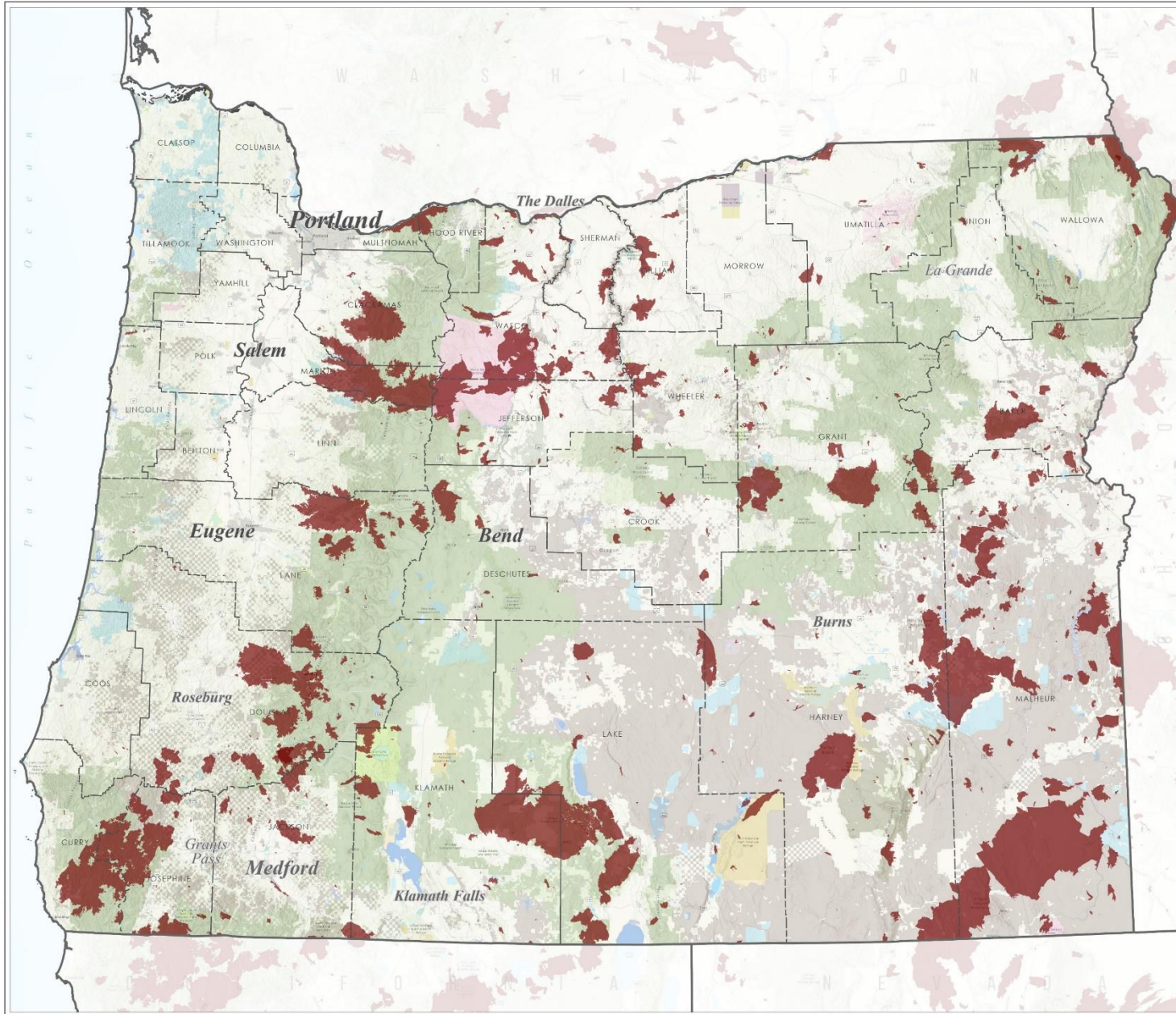
Historical Large Fires in Oregon

2012 - 2021

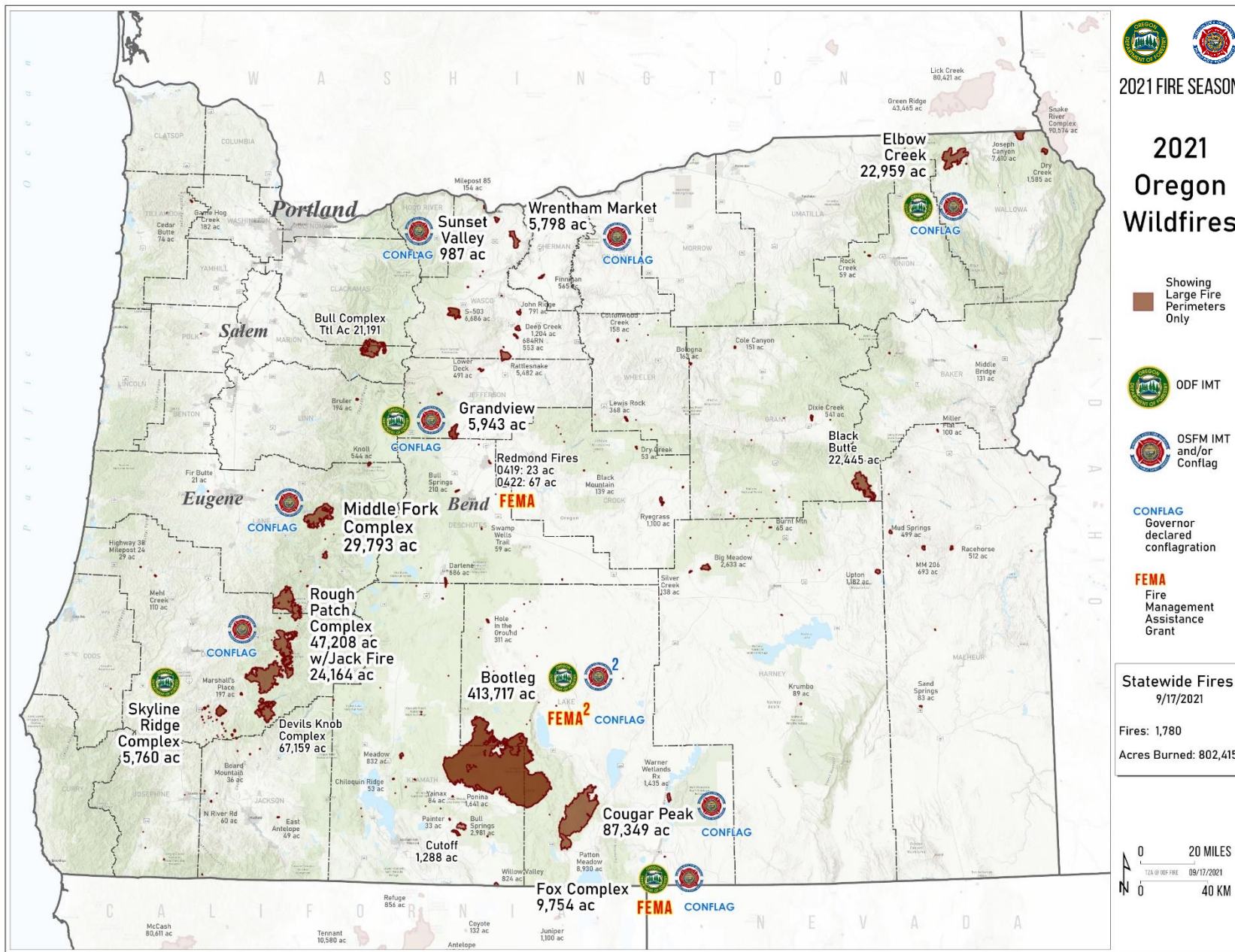


Land Management

- Private
- USFS
- BIA-Tribal
- USFWS
- Local Govt
- State
- BLM
- NPS
- USACE
- Other Fed



2021 Fire Season ODF & OSFM deployments, Conflags, FEMA FMAGs



OSFM 2021 Fire Season: By the Numbers

- Response
 - 57 Oregon Task Forces
 - 12 EMAC Task Forces/Strike Teams from 3 states: CA, UT, WA
 - 121 Oregon Fire Agencies
 - Approximately 394 pieces of fire apparatus
 - Approximately 821 Oregon fire personnel assigned
 - Responses in 11 Counties
- 817,782 Total acres burned in Oregon



OSFM 2021 Fire Season: By the Numbers

- Loss
 - 1 firefighter and 0 civilians
 - 12,519 Structures Threatened
 - \$2,539,750,885 Estimated value of protected residences
 - 166 Residences lost, 1 commercial
 - 255 Other buildings lost
- OSFM Costs to Date
 - Over \$21,500,000



2021 ODF Fire Season Costs



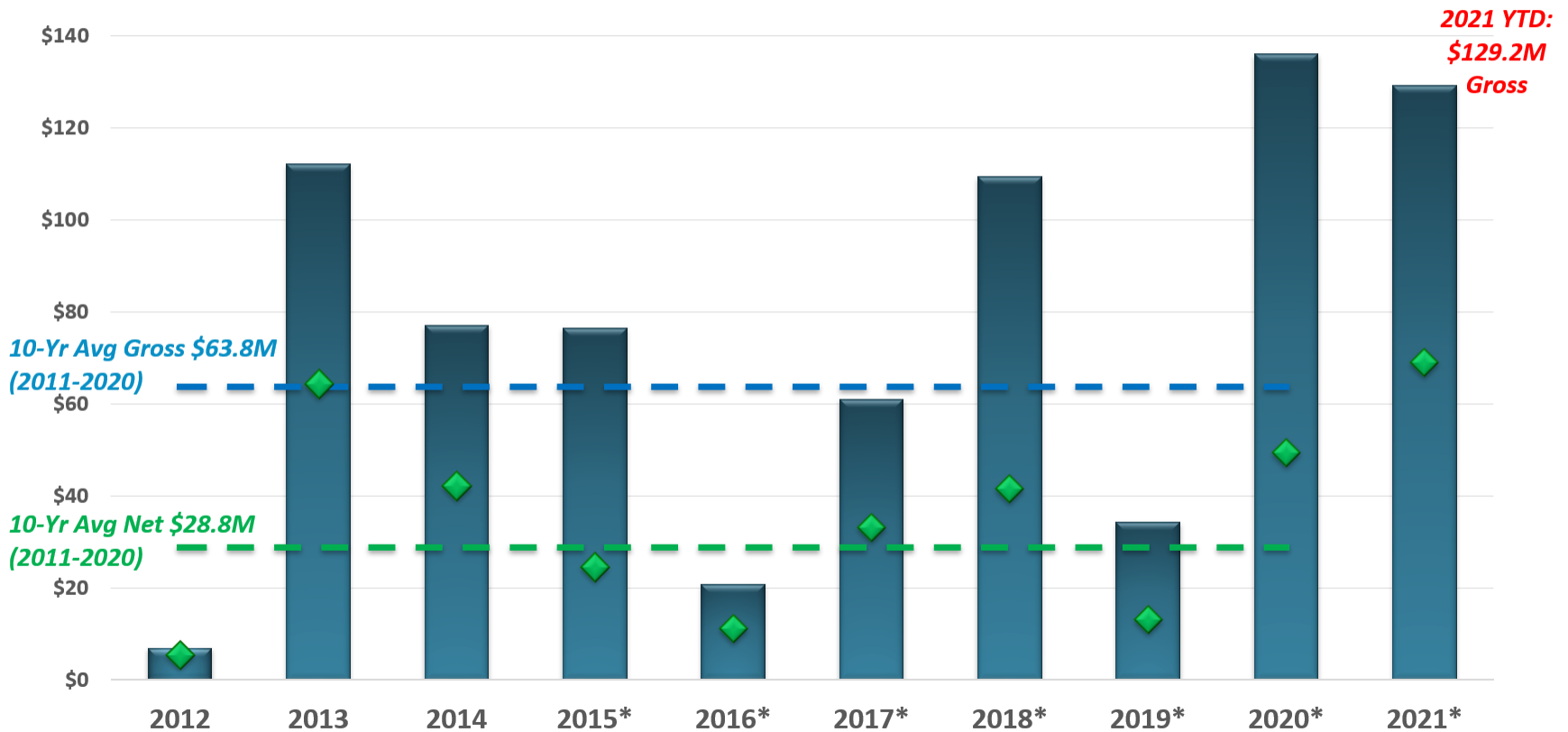
ODF Large Fire Costs 2012 - 2021

ODF Protection Finance and EFCC Data 10/22/2021.

Values are by calendar year including non-jurisdictional fires for 2013-2021.

- Gross Costs
- ◆ Net Costs

Costs
(Millions)



*includes draft claims figures

Path Forward

- Implement 762 and 21-23 budget
- Investments are going to move our agencies toward achieving the goals in the Cohesive Strategy
 - Resilient landscapes
 - Effective Wildfire Response
 - Fire Adapted Communities
- Align programs and needs with Wildfire Advisory Council
- Continued investments are critical to ensure durable actions and programs



Questions?

