



2021 Summer Learning Programs Report

Colt Gill, Director

Michael Elliott, School Facilities Program Manager



ODE Overview

ODE Summer Learning Supports

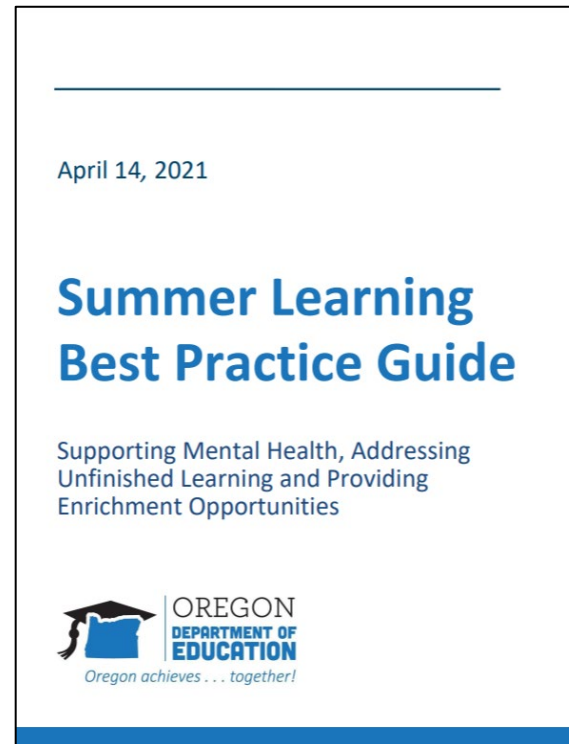
Student Learning: Unfinished, Not Lost

An Asset-Based Frame that Humanizes Learning & Supports Action

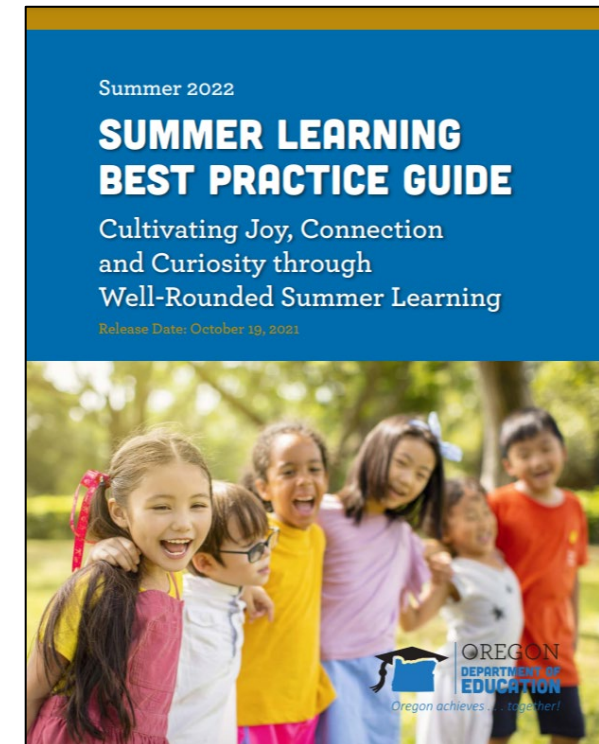
SHIFTING THE **NARRATIVE**



Student Learning: Unfinished, Not Lost



Summer Learning Best Practices Guide, 2021

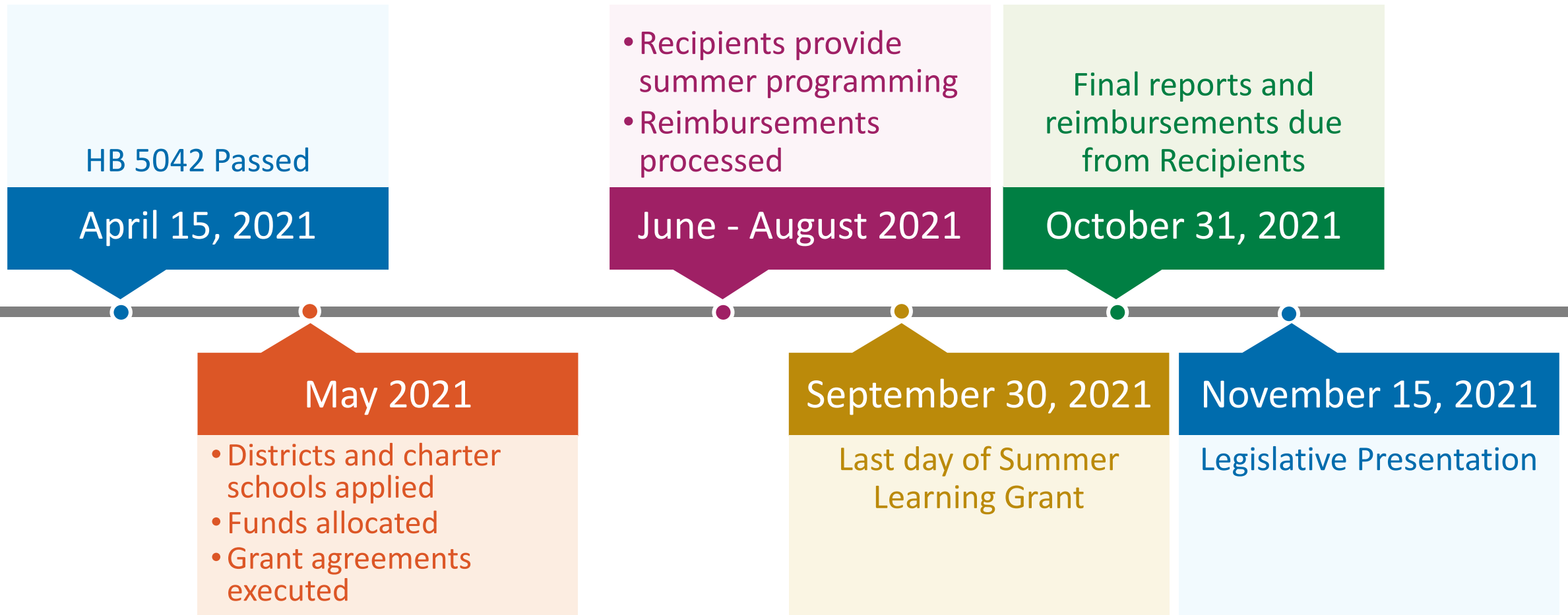


Summer Learning Best Practices Guide, 2022



2021 Summer Learning Programs

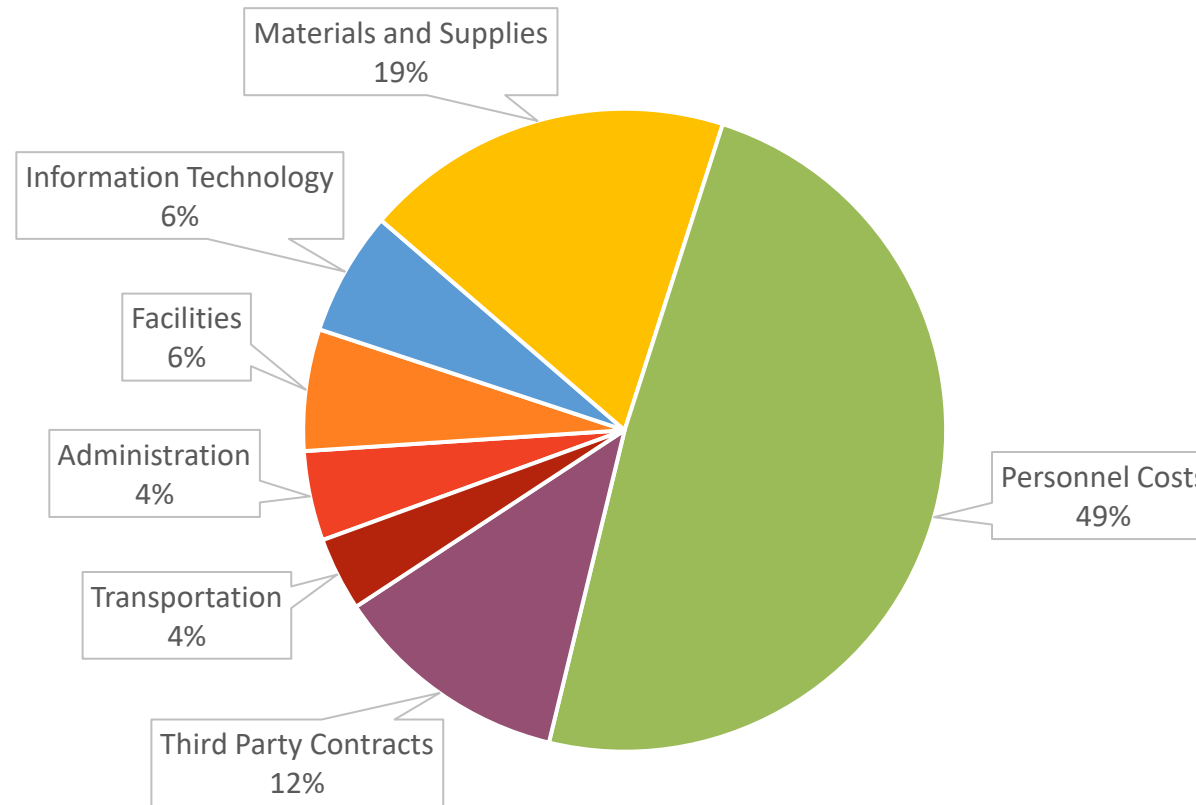
Summer Learning Timeline



Summer High School Academic Support Grant: Overview

Total State Funds Allocated	\$71,894,715.74
Amount Awarded to Recipients	\$67,848,625.23
Number of Recipients (Districts and Charter Schools)	166
Total Grant Funds Spent by Recipients	\$24,566,488.61
Total Matching Funds Spent by Recipients	\$5,513,027.63
Estimated Total Left to Claim	\$1,000,000.00

Summer High School Academic Support Grant: Spending by Category

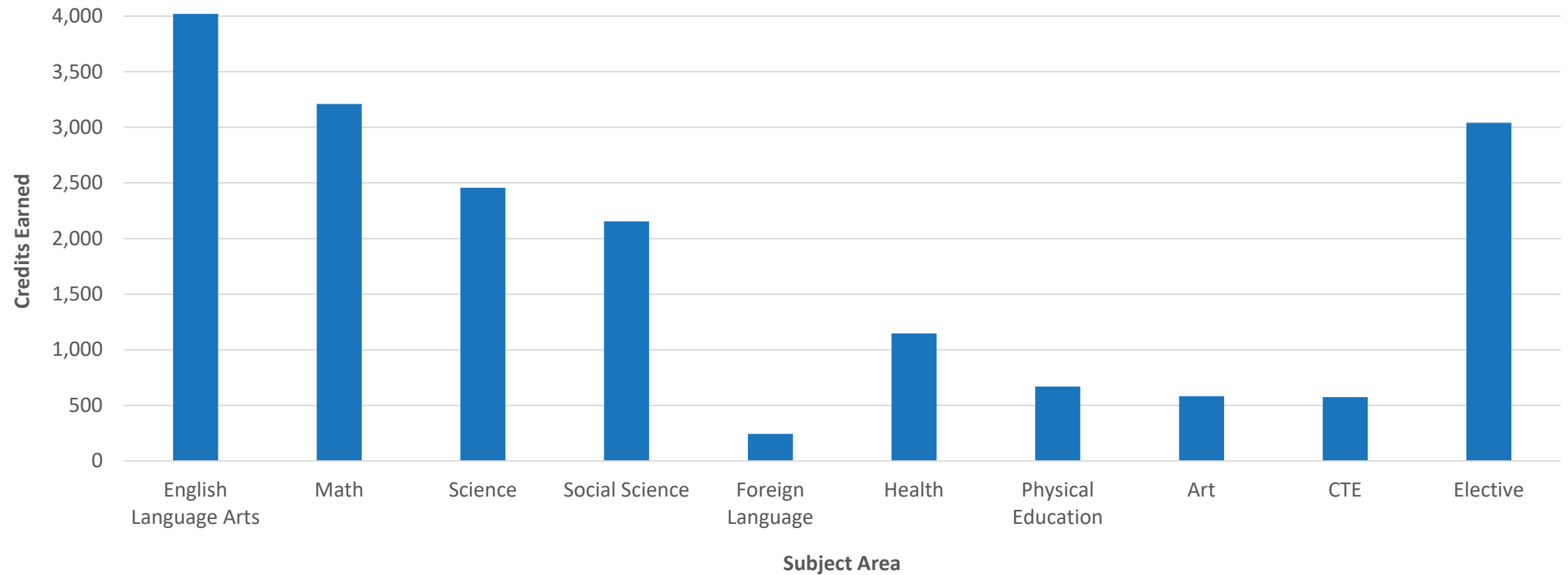


Summer High School Academic Support Grant: Students Served

Students Served	25,745
Students who Earned Credit	18,613
Credits Offered	26,084
Credits Earned	18,099

Demographic	Participated	Earned Credit
Male	51.4%	51.3%
Female	47.9%	48%
Non-Binary	0.6%	0.7%
Students in Poverty	60.2%	56.5%
Hispanic/Latino	33.7%	32.6%
American Indian/Native Alaskan	1.3%	1.3%
Native Hawaiian/Pacific Islander	1.2%	0.9%
Asian	3.3%	3.6%
Black/African-American	3.0%	2.4%
Multi-Racial	6.5%	6.6%
White	51.0%	52.6%

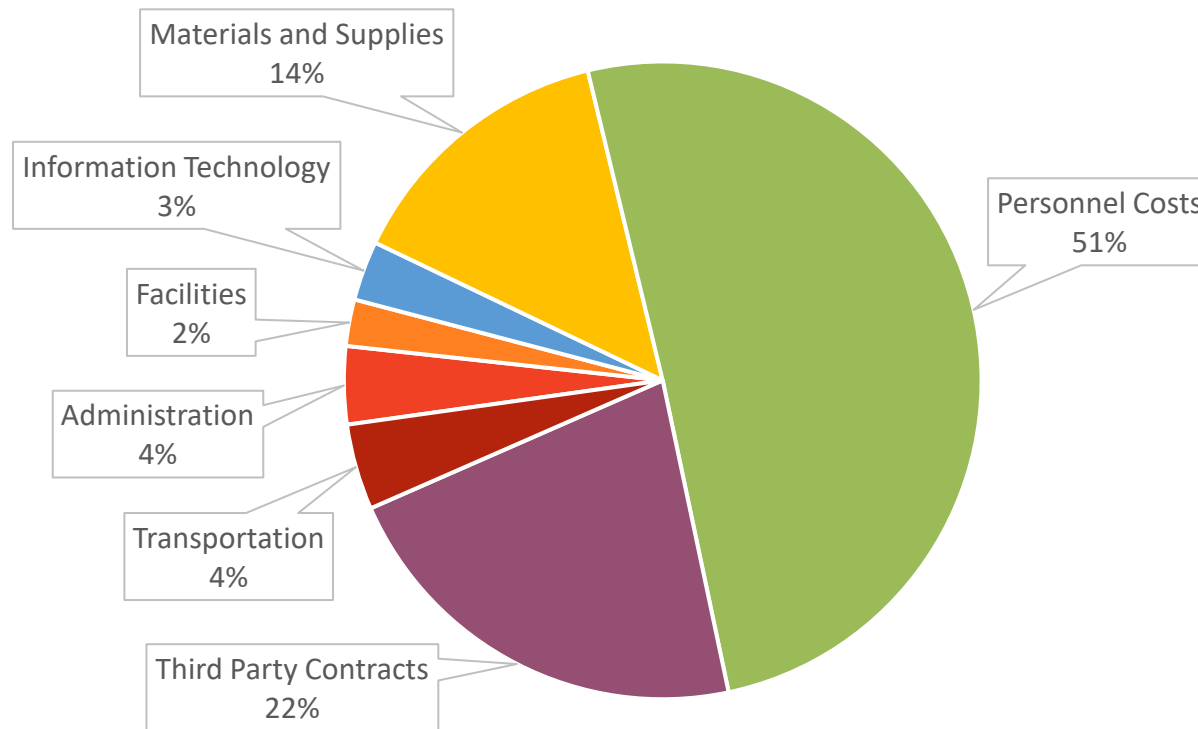
Summer High School Academic Support Grant: Credits Earned by Subject



Summer K-8 Enrichment Grant: Overview

Total State Funds Allocated	\$93,707,840.25
Amount Awarded to Recipients	\$88,614,345.93
Number of Recipients (Districts and Charter Schools)	181
Total Grant Funds Spent by Recipients	\$58,661,545.09
Total Matching Funds Spent by Recipients	\$13,899,307.48
Estimated Total Left To Claim	\$2,250,000.00

Summer K-8 Enrichment Grant: Spending by Category



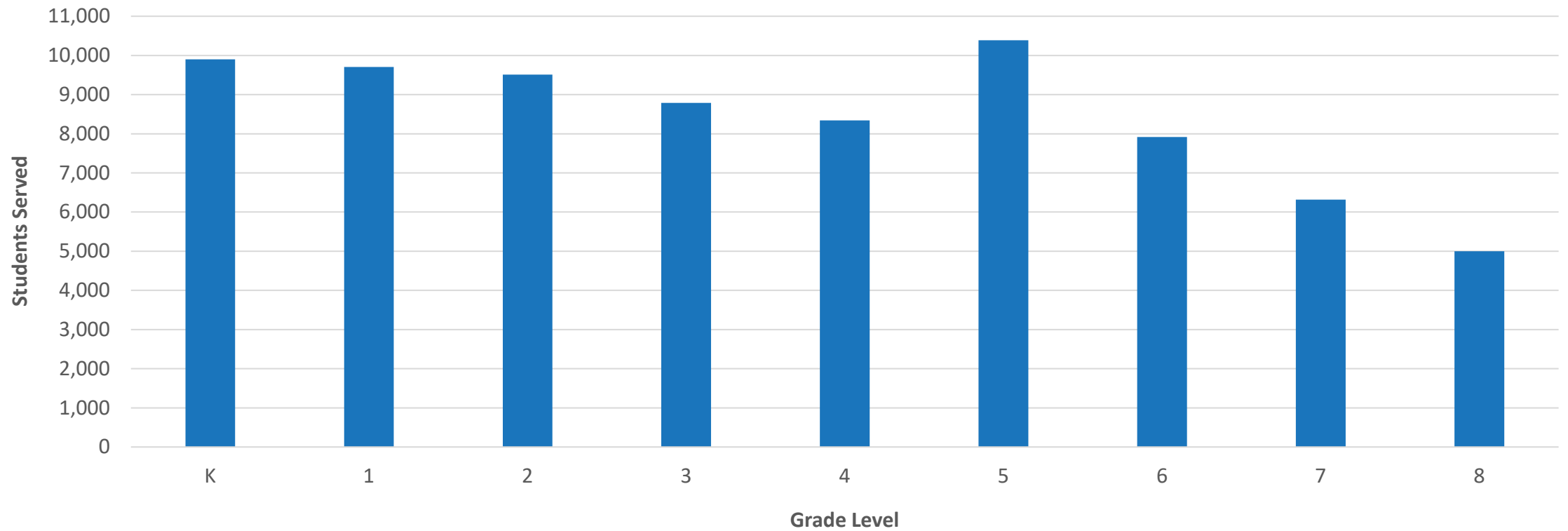
Summer K-8 Enrichment Grant: Students Served Demographics

Demographic	Students Served	State Average
Students in Poverty	65.1%	53%
Hispanic/Latino	29.9%	24%
American Indian/Native Alaskan	1.2%	1%
Native Hawaiian/Pacific Islander	0.6%	1%
Asian	3.8%	4%
Black/African-American	3.3%	2%
Multi-Racial	7.3%	7%
White	53.8%	60%

Summer K-8 Enrichment Grant: Students Served by Grade



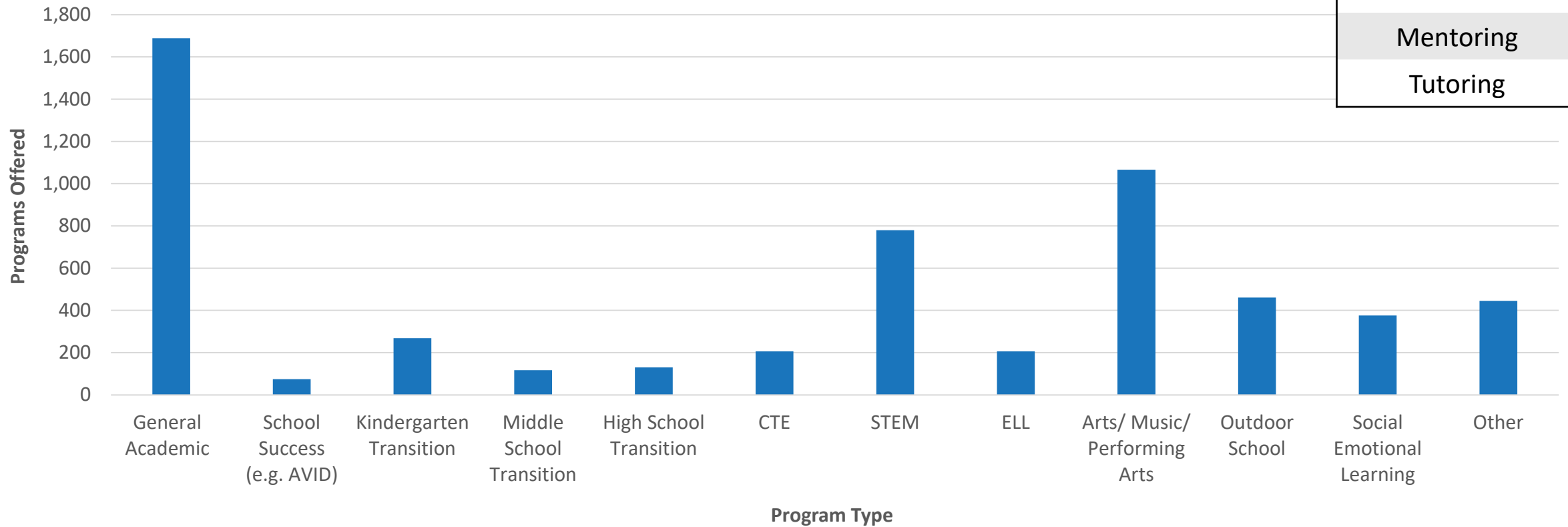
Total Students Served: 75,866



Summer K-8 Enrichment Grant: Enrichment Programs Offered by Type

Other Services Offered
Meals and Snacks
Transportation
Field Trips
Outdoor Activities
Mentoring
Tutoring

Total Programs Offered: 5,819

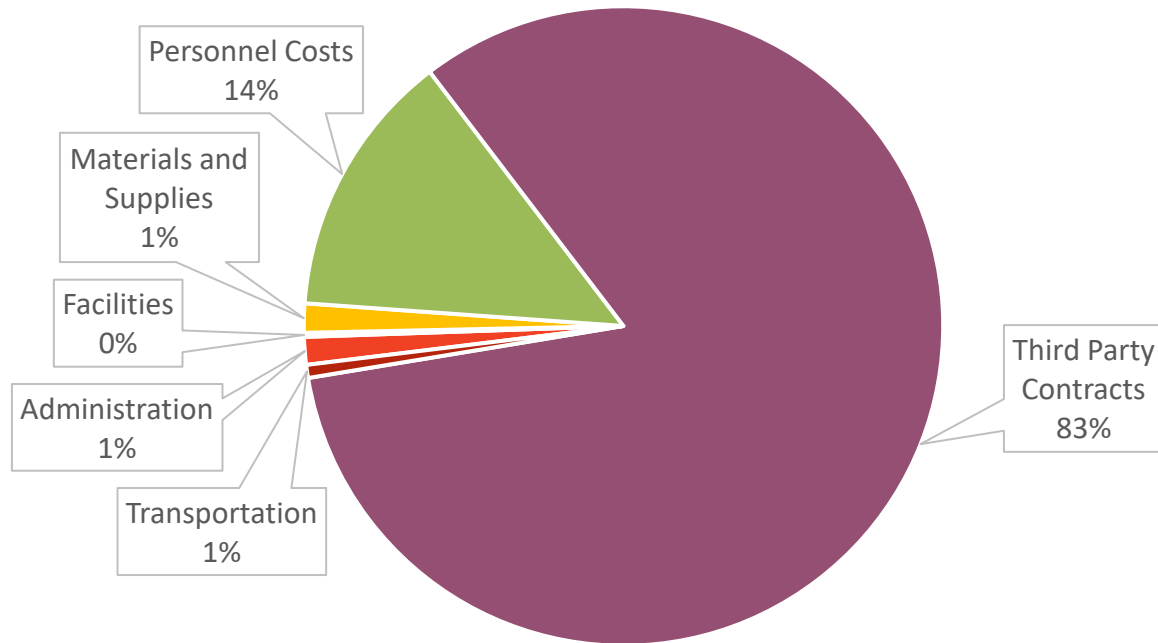


Summer K-5 Child Care Grant: Overview



Total State Funds Allocated	\$39,987,942.60
Amount Awarded to Recipients	\$22,420,686.50
Number of Recipients (Districts and Charter Schools)	58
Total Grant Funds Spent by Recipients	\$4,371,950.47
No Matching Fund Requirement	-
Estimated Total Left to Claim	\$1,250,000.00

Summer K-5 Child Care Grant: Spending by Category, Students Served

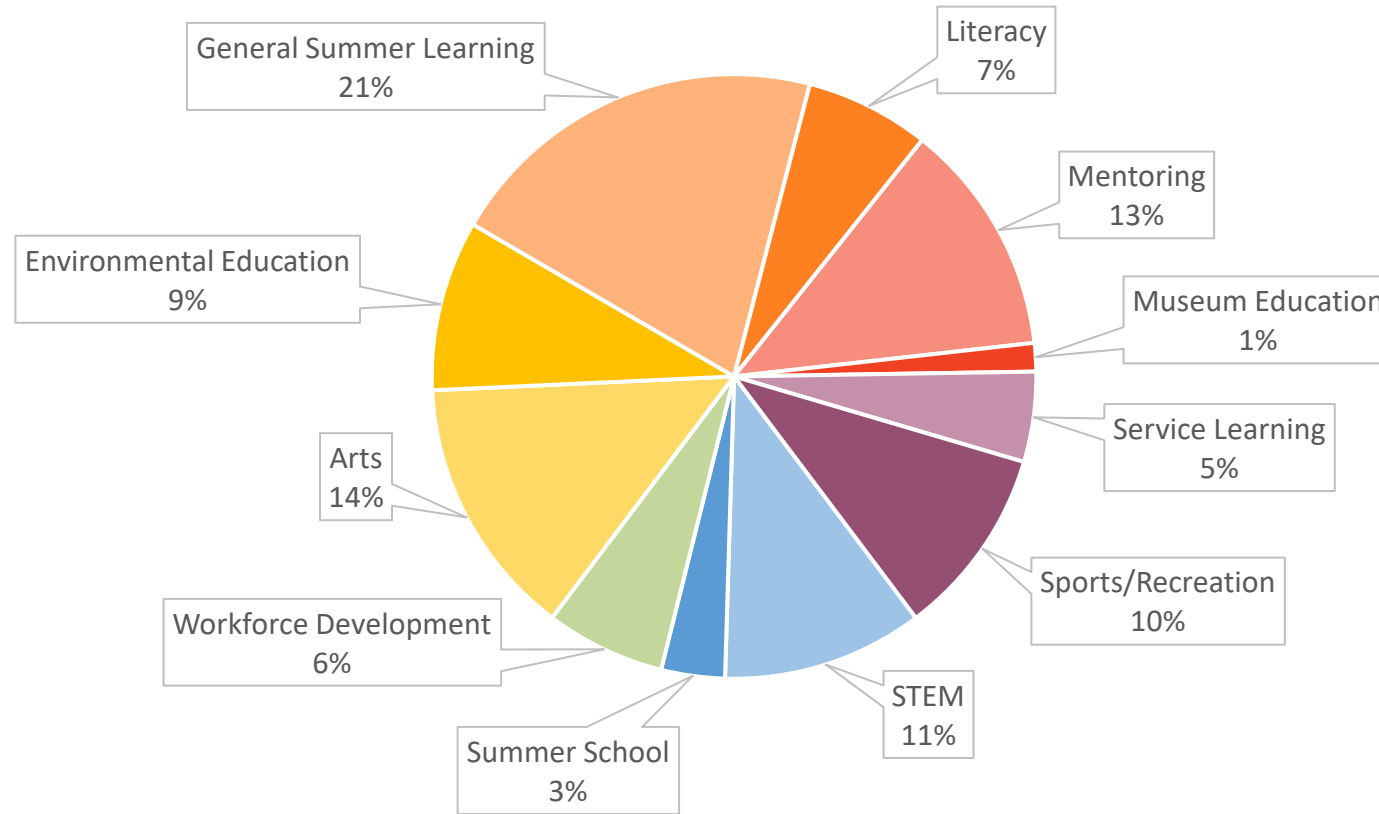


Grade	Student Count
K	1,265
1	1,321
2	1,356
3	1,279
4	1,093
5	967
Total	7,281

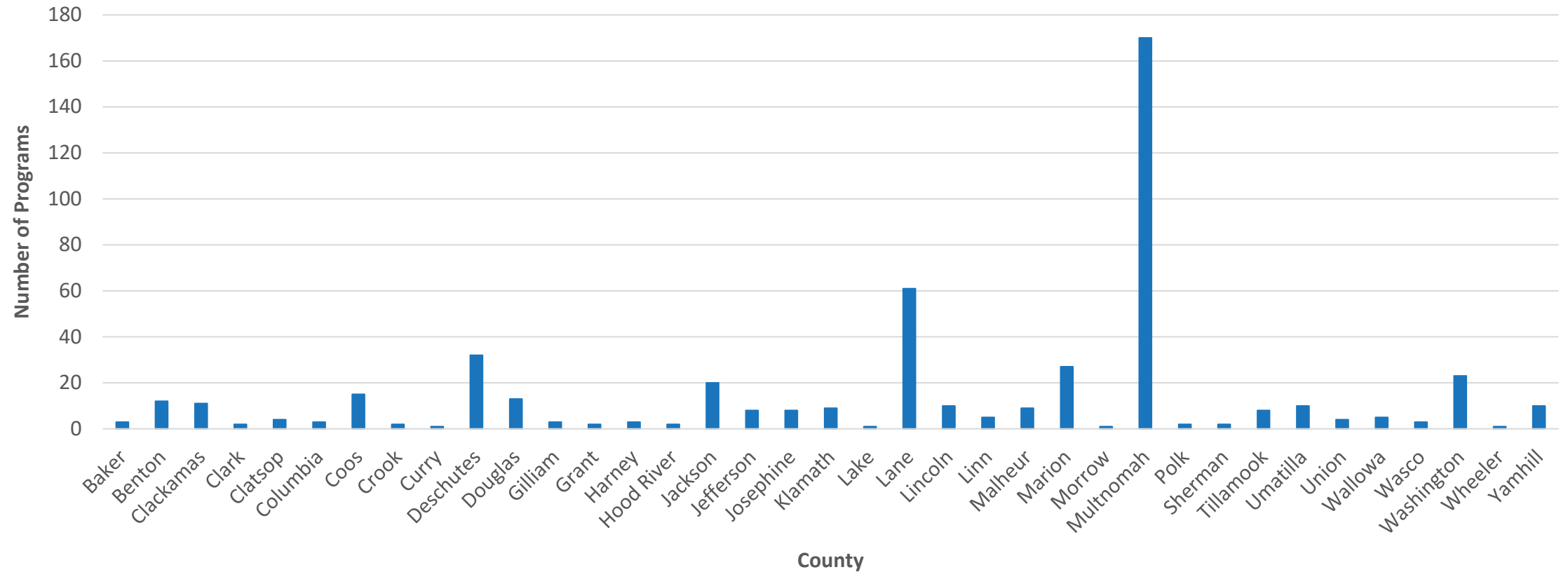
Oregon Community Foundation Grant: Overview

Total State Funds Allocated	\$41,200,000.00
Amount Allocated to Recipients	\$40,685,507.00
Number of Recipients	560

Oregon Community Foundation Grant: Programs Offered by Type



Oregon Community Foundation Grant: Programs Funded by County



Summer Learning Program Highlights

"We had the highest participation in summer programming of the last 25 years. Also, thanks to the increase in funding, we were able to provide longer blocks of summer programming."

– Joni Parsons,
Eagle Point School District

"In all my 35 years of teaching, this has been the **number one** educational experience with students and staff."

– Jennifer Schlosser,
Hood River Middle School Teacher

"Fue una gran oportunidad empezar a integrarlos a la escuela, ya que hay más facilidad de enseñarlos por que solo hay cantidad de alumnos limitada. Keep this program!"

It was a great opportunity to start integrating students into the school during summer, especially because it is easier to teach when there are less students.

– Familia de Oregon

Summer Learning Program Feedback

- The Summer Learning Program was an overall positive experience for districts and charter schools
- Need more time to plan
 - Usually, summer learning planning starts in October
- Multi-year funding needed to further gains made this past summer

Questions

