

October 2021

## INTERSTATE BRIDGE REPLACEMENT (IBR) PROGRAM COMMITMENTS AND EXPENDITURES

### CURRENT FUNDING SOURCES

<b>Oregon</b>	\$45,000,000 <sup>1</sup>
<b>Washington</b>	\$35,000,000 <sup>2</sup>
<b>Other Washington</b>	\$97,700,000 <sup>3</sup>

### CURRENT EXPENDITURES

<b>IBR Program Work</b>	<b>Spent through August 2021*</b>
WSDOT	\$1,772,621
ODOT	\$609,410
General Engineering Consultant	\$18,438,628
Intergovernmental Agreements	\$155,760 **
<b>Total</b>	<b>\$20,976,419</b>

\* Spending reflects all costs associated with program work since efforts were reinitiated in July 2019 including labor, equipment, and expenses.

\*\* Please see below for a breakdown of Intergovernmental Agreements.

<b>Breakdown of Intergovernmental Agreements (IGAs)</b>	<b>Authorized Budget*</b>	<b>Spent through August 2021*</b>
Metro	\$2,590,861 **	\$ -
RTC	\$238,115	\$55,573
TriMet	\$1,833,737	\$77,695
C-TRAN	\$471,874 **	\$ -
City of Portland	\$2,861,580 **	\$ -
City of Vancouver	\$2,546,331 **	\$ -
Port of Portland	\$193,124 **	\$ -
Port of Vancouver	\$109,690	\$22,492

\* "Authorized Budget" figures reflect the reimbursement limit included in each respective agreement, the majority of which include the level of work estimated through the end of 2022. "Spent to Date" totals with no value indicate that payments have not yet been made for work done.

\*\*Some IGA authorized budget estimates were still being finalized as of August 2021.

Funding Source notes:

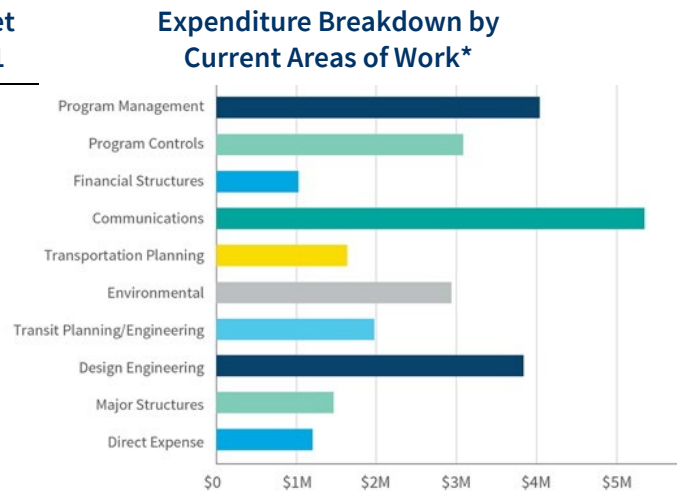
<sup>1</sup> – CFDA 20.205, title Highway Planning and Construction, Federal Aid Highway Program Funds. \$36,000,000 of total is pending incorporation into Metropolitan Transportation Improvement Program.

<sup>2</sup> – WA State Motor Vehicle account funds.

<sup>3</sup> – WA State Connecting Washington Funds – Mill Plain Blvd. – Reconstruct Interchange. Funds currently programmed to be available beginning August 2023.

## DETAILED EXPENDITURE BREAKDOWN

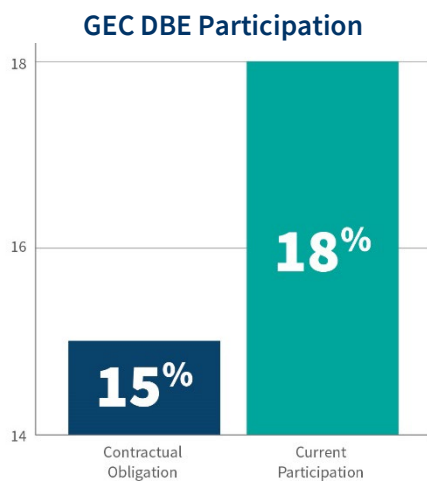
Current Areas of Work	GEC-Authorized Budget through October 2021
Program Management	\$4,035,424
Program Controls	\$3,082,432
Financial Structures	\$1,022,675
Communications	\$5,348,974
Transportation Planning	\$1,632,037
Environmental	\$2,939,443
Transit Planning/Engineering	\$1,974,753
Design Engineering	\$3,838,117
Major Structures	\$1,464,461
Direct Expense	\$1,200,920
<b>Total</b>	<b>\$26,539,236</b>



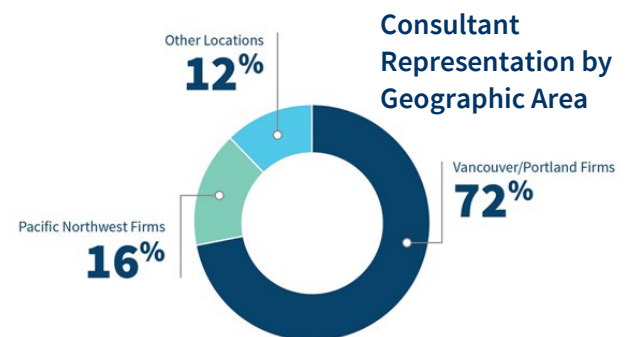
\* GEC-authorized budget through October 2021

## CONSULTANT DETAILS

Consultants	% of Budget
WSP USA	41.5%
Parametrix, Inc.	30.2%
Sub-consultants	28.3%



June - August 2021



**List of current subconsultants with expenditures (as of August 2021)** PointNorth Consulting, Espousal Strategies, Kearns & West, GKM dba/Amico Public Relations, Triunity, Inc., Emerio Design, LLC, Zimmer Gunsul Frasca Architects LLP, Willamette Cultural Resources Associates, Ltd., IML Services LLC, Group AGB, LTD, Shannon & Wilson, Inc., Alta Planning + Design, Inc., Wolf Water Resources, Cooper Zietz Engineers, Steven M. Siegel, Thuy Tu Consulting, LLC, Knight Architects Limited, Ott-Sakai & Associates, LLC, Epic Land Solutions, Inc., Armeni Consulting Services, LLC