A stylized graphic on the left side of the slide. It features two dark green mountain peaks with white outlines. Below the mountains is a dark green wavy band representing a forest or a body of land. At the bottom is a blue wavy band representing water. The graphic is composed of solid colors and simple geometric shapes.

# Eviction Prevention & COVID Rent Assistance Briefing

Presented by: Department of  
County Human Services and Joint  
Office of Homeless Services

**Community Based  
Application Model**

(local \$)

**State Online Portal**

(*Allita/State \$*)

**Rapid Response  
Eviction Prevention  
Program**



**Launched July 1st**

**Rapid Response  
Eviction Prevention**



**Access**



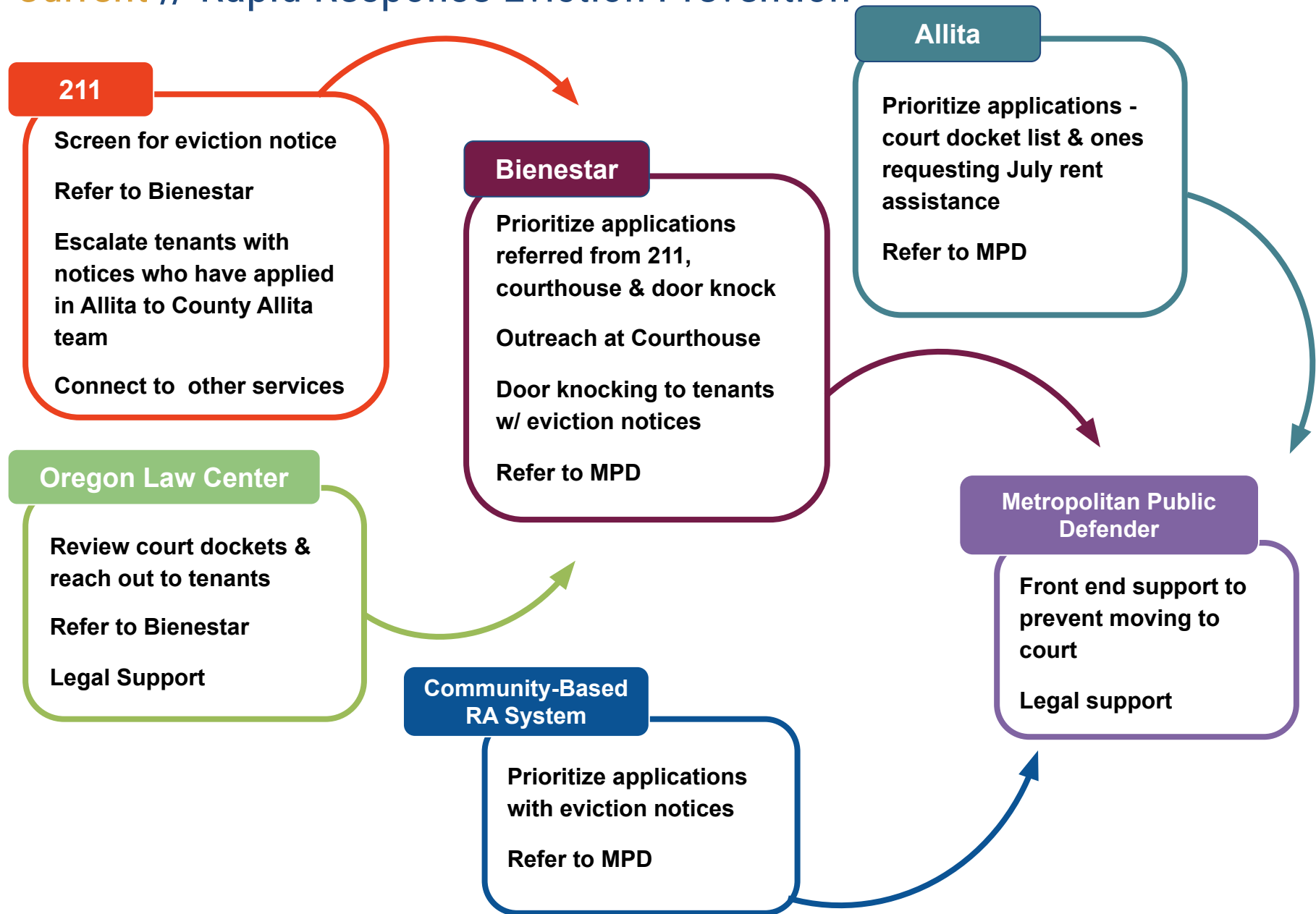
**Application Support  
& Rent Payments**



**Legal Supports**



# Current // Rapid Response Eviction Prevention



**Rapid Response  
Eviction Prevention  
Program**  
*Bienestar Rent  
Assistance*

**291**

applications initiated

**207**

of those have received  
rent assistance  
already

**\$444,875**

rent assistance  
committed



# ATTENTION RENTERS:

Help is available right now if you're facing eviction. If you have received an eviction notice, **call 211 immediately.**

If you owe rent or are concerned that you won't be able to pay next month's rent, visit **[multco.us/rentrelief](https://multco.us/rentrelief)** to learn about applying for help, your rights, current eviction protections and other legal resources.



## Communication Effort // Reaching all renters

---

### Estimated Reach

<u>Text message:</u>	360,000	cell phones
<u>Postcard mailer:</u>	300,000	households
<u>Facebook:</u>	60,000	views
<u>Radio and TV:</u>	1,000,000	impressions
<u>Newspaper:</u>	152,000	copies



**Community Based  
Application Model**

*Resources*

**\$23,548,988**

total investment

**\$18,906,561**

rent assistance  
payments

**\$3,648,524**

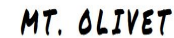
staffing and  
administration





# A Community-Based Approach:

Leverage Existing System and Expand Capacity in Culturally Specific Communities



**Community Based  
Application Model**

*Outputs*

**23 additional staff**  
at STRA CBOs

**1,428 households**  
received rent assistance

**\$5,650,440**  
rent assistance committed

**13% of households**  
had eviction notice for  
non-payment & eviction  
was prevented



## Team of 25 County Staff

**State Online Portal**  
*(Allita)*

**Online Portal**



**Application Processing  
& Rent Payments**

**Landlord  
Engagement**



State Online Portal

*Resources*

**\$44,707,916**

original allocation

**\$39,437,354**

rent assistance payments

**\$5,270,561**

staffing and  
administration





State Online Portal  
*Outputs*

**2,212**

have received rent  
assistance or in the  
payment process

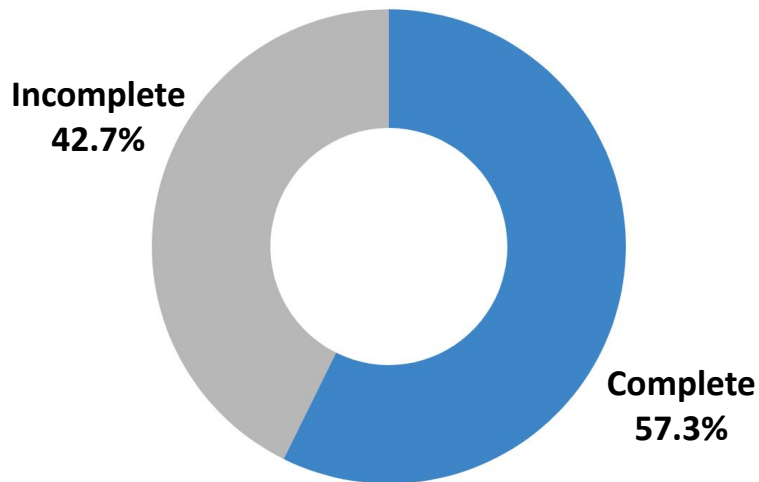
**\$9,617,751**

rent assistance  
committed

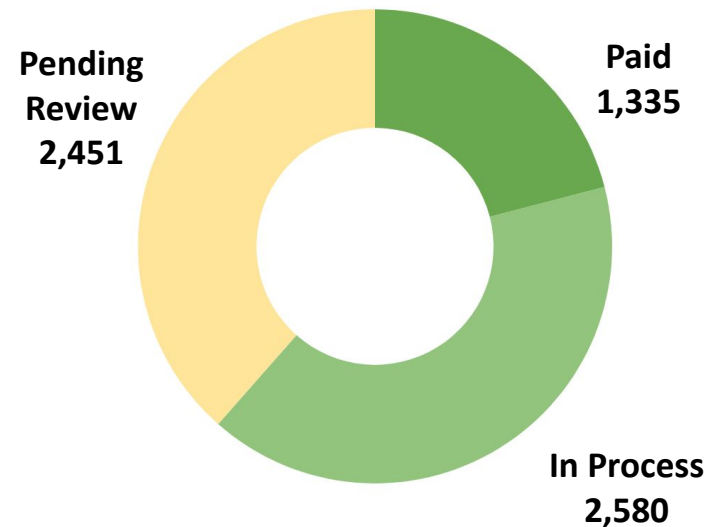


**12,068 applications in Allita**  
as of 9/17/21

**Complete vs Incomplete Applications**



**Complete Applications Including Pending Review**



Since mid- June have been prioritizing applications for tenants who may have protections ending in early October



# Thank you

