



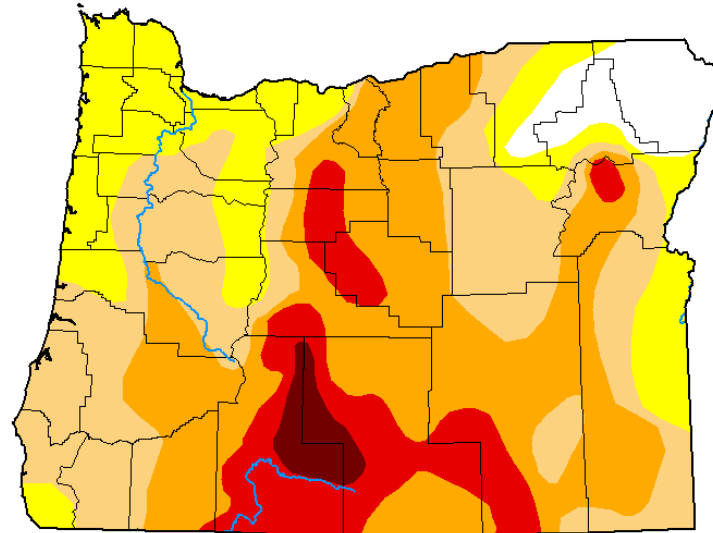
2021 Fire Season

House Veterans and Emergency Management Committee

September 2021

Nancy Hirsch, Acting Oregon State Forester
Doug Grafe, Fire Protection Division Chief
Mariana Ruiz-Temple, State Fire Marshal

Drought in April



Intensity:

- None
- D0 Abnormally Dry
- D1 Moderate Drought
- D2 Severe Drought
- D3 Extreme Drought
- D4 Exceptional Drought

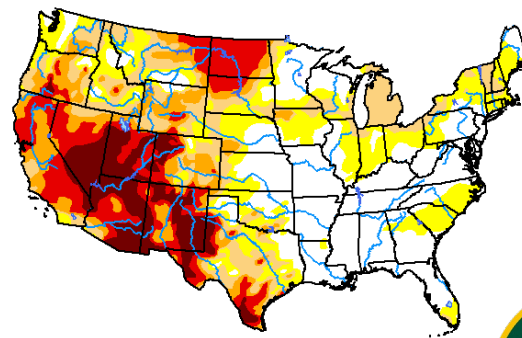
The Drought Monitor focuses on broad-scale conditions. Local conditions may vary. For more information on the Drought Monitor, go to <https://droughtmonitor.unl.edu/About.aspx>

Author:

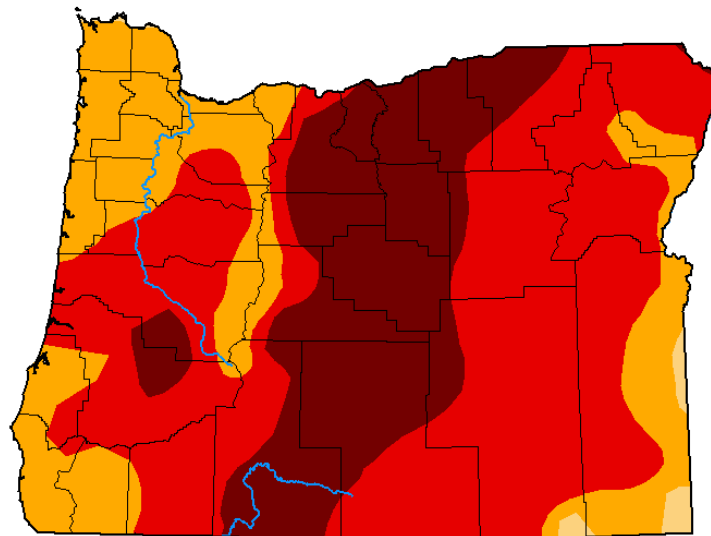
Richard Heim
NCEI/NOAA



droughtmonitor.unl.edu



Drought in September



Intensity:

- None
- D0 Abnormally Dry
- D1 Moderate Drought
- D2 Severe Drought
- D3 Extreme Drought
- D4 Exceptional Drought

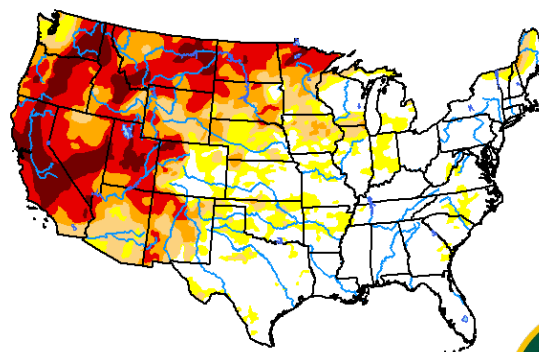
The Drought Monitor focuses on broad-scale conditions. Local conditions may vary. For more information on the Drought Monitor, go to <https://droughtmonitor.unl.edu/About.aspx>

Author:

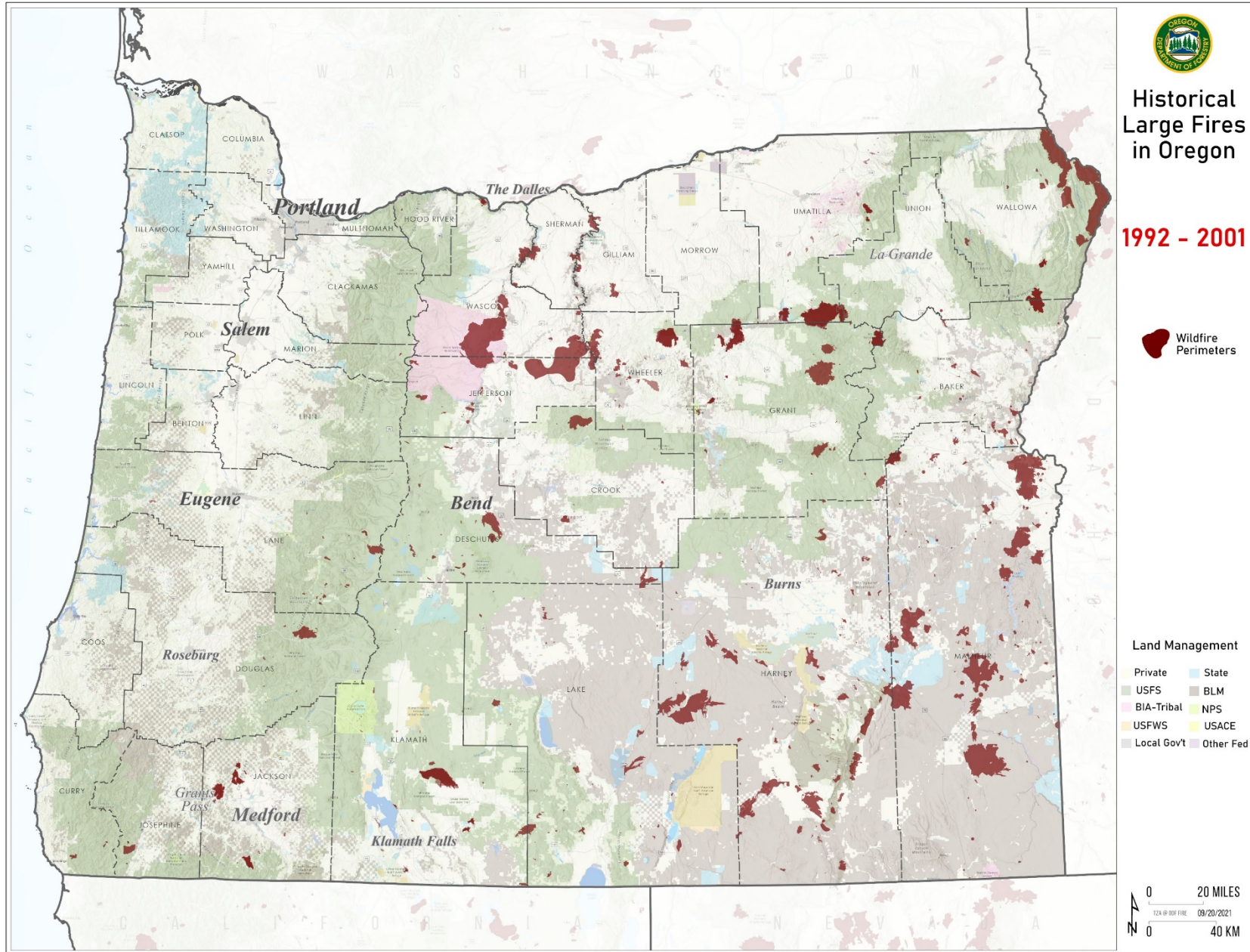
David Simeral
Western Regional Climate Center



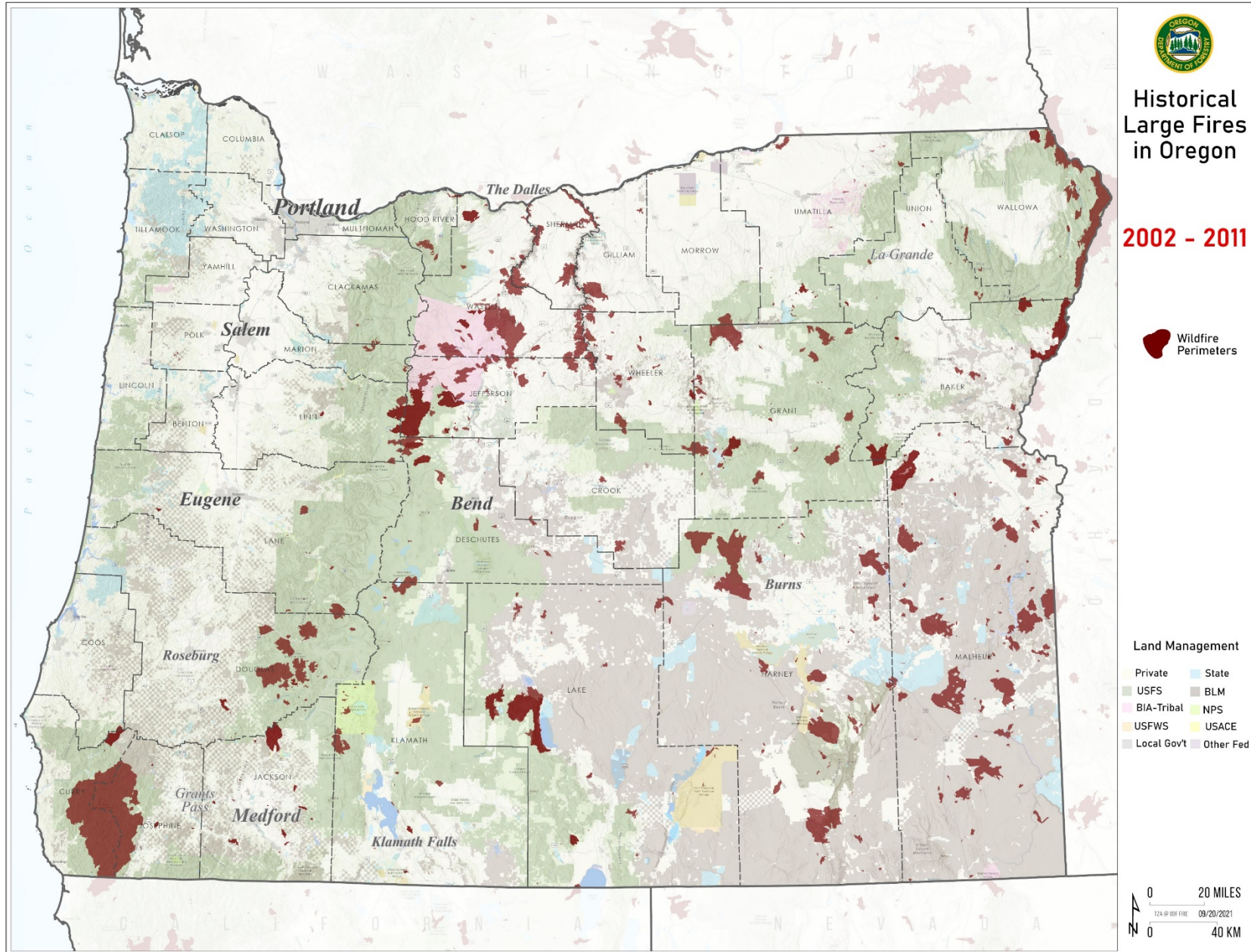
droughtmonitor.unl.edu



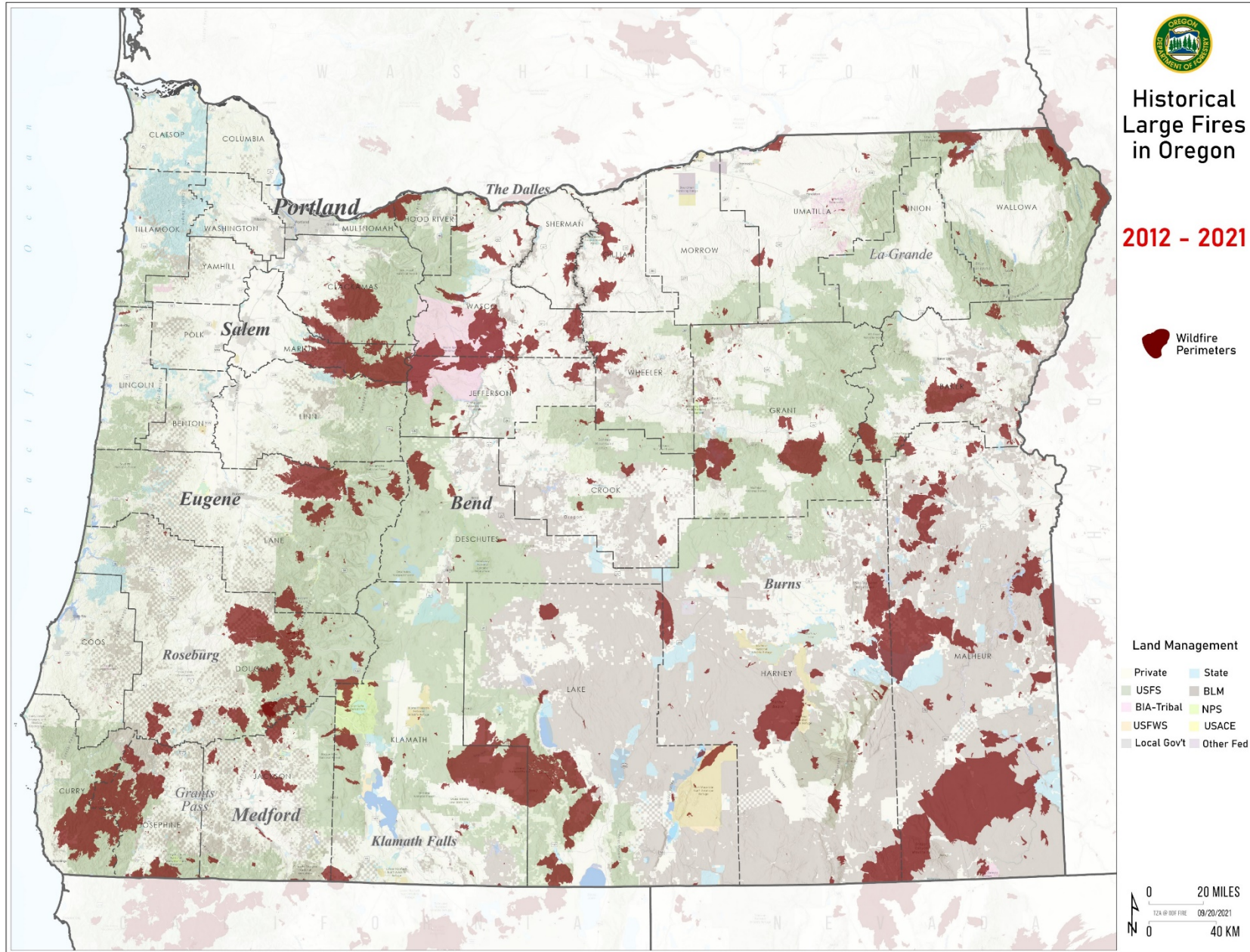
Historical Large Wildfires in Oregon by Decade



Historical Large Wildfires in Oregon by Decade



Historical Large Wildfires in Oregon by Decade



Part 1



OSFM 2021 Fire Season: By the Numbers

- Response
 - 57 Oregon Task Forces
 - 12 EMAC Task Forces/Strike Teams from 3 states: CA, UT, WA
 - 121 Oregon Fire Agencies
 - Approximately 394 pieces of fire apparatus
 - Approximately 821 Oregon fire personnel assigned
 - Responses in 11 Counties
- 802,415 Total acres burned in Oregon



OSFM 2021 Fire Season: By the Numbers

- Loss
 - 12,046 Structures Threatened
 - \$1,417,779,436 Estimated value of saved residences
 - 166 Residences lost
 - 265 Other buildings lost
- OSFM Costs to Date
 - Over \$21,000,000



ODF Fire stats to date

2021 Year to Date (Sept 17, 2021)

	Fires	Acres
Lightning	205	167,688
Human	846	58,534
Total	1,051	226,222

10-year Average (2011-2020 YTD)

Lightning	246	32,297
Human	609	62,457
Total	855	94,754

94%

fires kept at 10 acres or less
to date in 2021



2021 vs. 10-year average:

- 1.4x more human fires
- 2.4x more total acres burned



2021 ODF Fire Season Costs



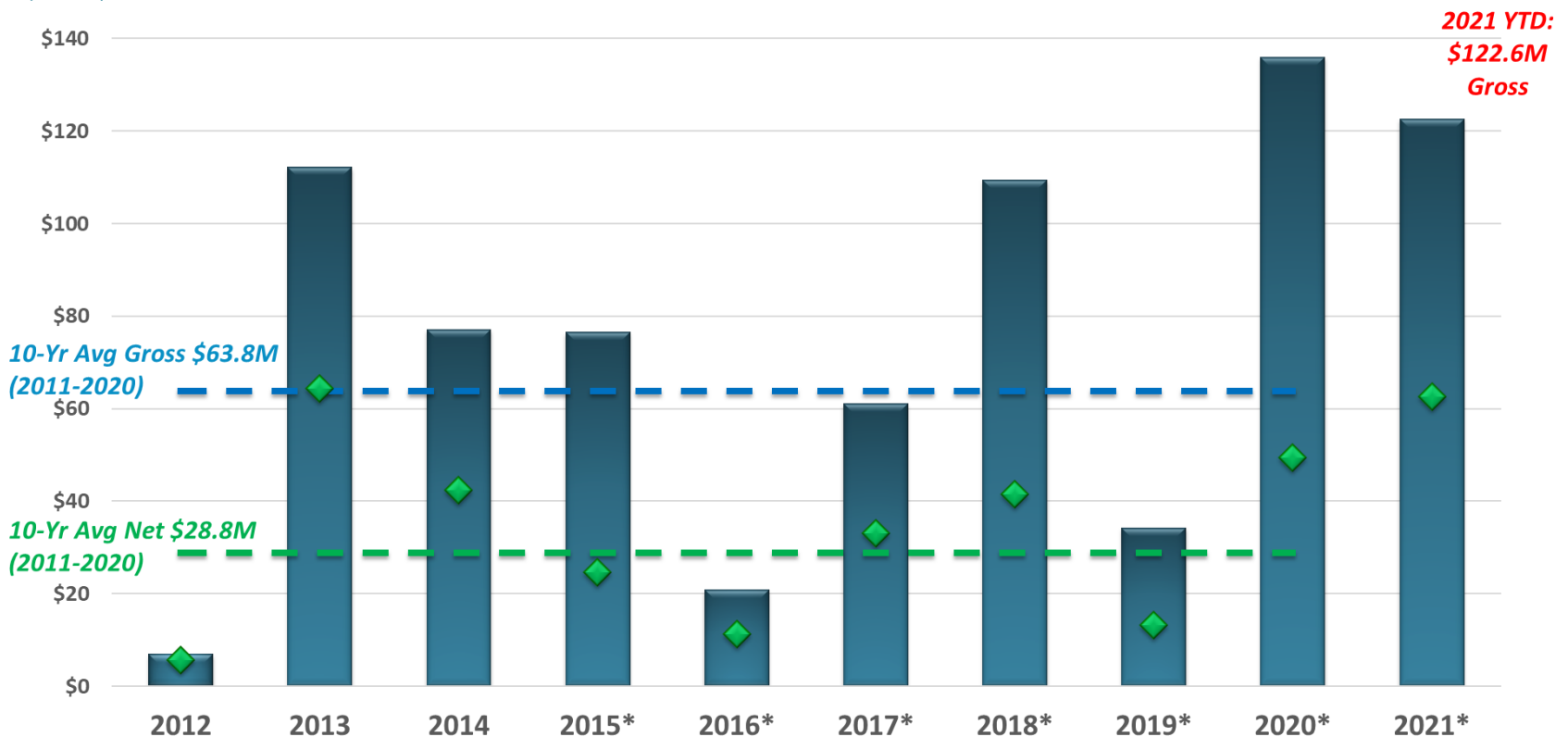
ODF Large Fire Costs 2012 - 2021

ODF Protection Finance and EFCC Data 9/17/2021.

Values are by calendar year including non-jurisdictional fires for 2013-2021.

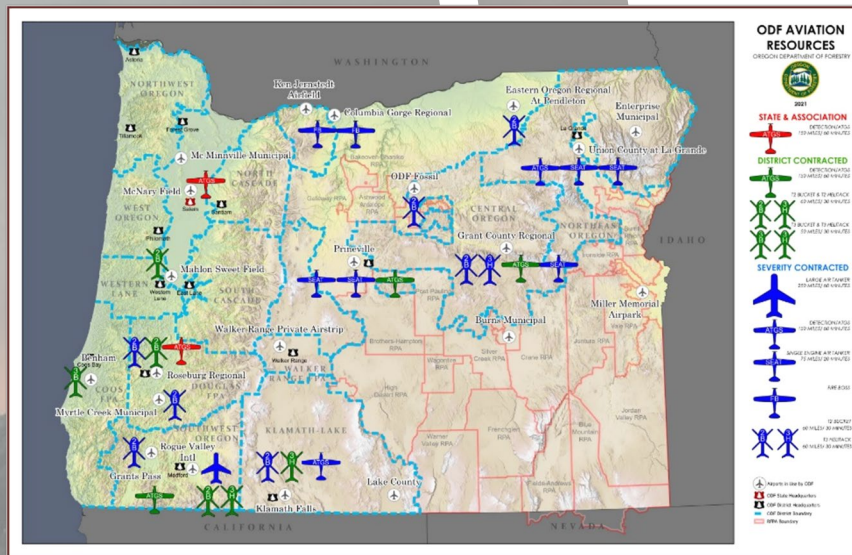
■ Gross Costs
◆ Net Costs

Costs
(Millions)



*includes draft claims figures

January Eboard and SB762 Investments



Pre-Positioning Mobilizations	Immediate Response
6/21/2021 – Redmond	6/29/2021 – Wrentham Market in Wasco County
7/2/2021 – Klamath Falls	7/1/2021 – Sunset Valley in Wasco County (aerial assets)
7/4/2021 – The Dalles	7/7/2021 – Bootleg in Klamath County
7/15/2021 – Ashland (CA resources)	7/11/2021 – Junction City in Lane County (aerial assets)
7/16/2021 – Sisters	7/11/2021 – Grandview in Deschutes County
7/18/2021 – Redmond & Eugene (UT resources)	7/16/2021 – Elbow Creek in Wallowa County
8/4/2021 – Roseburg	8/10/2021 – Skyline Ridge Complex in Douglas County
	8/12/2021 – Patton Meadow in Lake County
	8/24/2021 – Devil's Knob Complex in Douglas County
Conflagrations	
6/30/2021 – Wrentham Market in Wasco County	
7/1/2021 – Sunset Valley in Wasco County	
7/6/2021 – Jack Fire in Douglas County	
7/7/2021 – Bootleg Fire in Klamath & Lake Counties	
7/12/2021 – Grandview Fire in Deschutes County	
7/17/2021 – Elbow Creek Fire in Wallowa County	
8/10/2021 – Middle Fork Complex in Lane County	
8/13/2021 – Patton Meadow Fire (Fox Complex) in Lake County	
9/8/2021 – Cougar Peak in Lake County	

Path Forward

- Implement SB 762 and 21-23 budget
- Sustain fire protection advancements into future
- Align fire program advancements with newly formed Wildfire Advisory Council



Questions?

