

Energy Burden: Oregonians in Need of Assistance

Andrea Bell, *Director of Housing Stabilization*
Oregon Housing and Community Services

February 4, 2020

House Committee on Energy and Environment

Energy Burden in Oregon



OHCS Vision and Mission

VISION

All Oregonians have the opportunity to pursue prosperity and live free from poverty.

MISSION

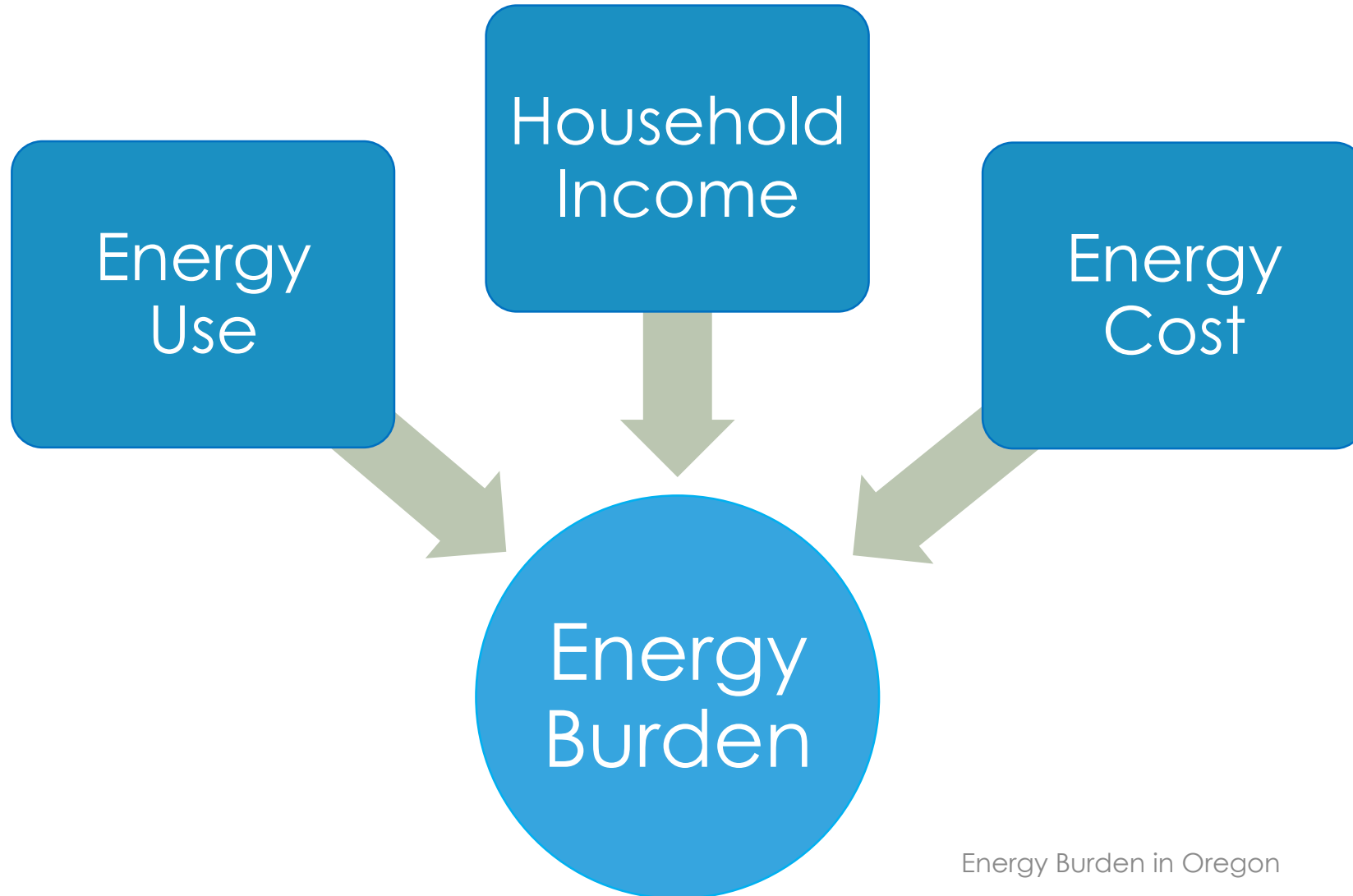
We provide stable and affordable housing and engage leaders to develop integrated statewide policy that addresses poverty and provides opportunity for Oregonians.

What is Energy Burden?

If a household spends **more than 6%** of their income on energy costs, they are considered energy burdened.

If a household spends **more than 10%** of their income on energy costs, they are considered severely energy burdened.

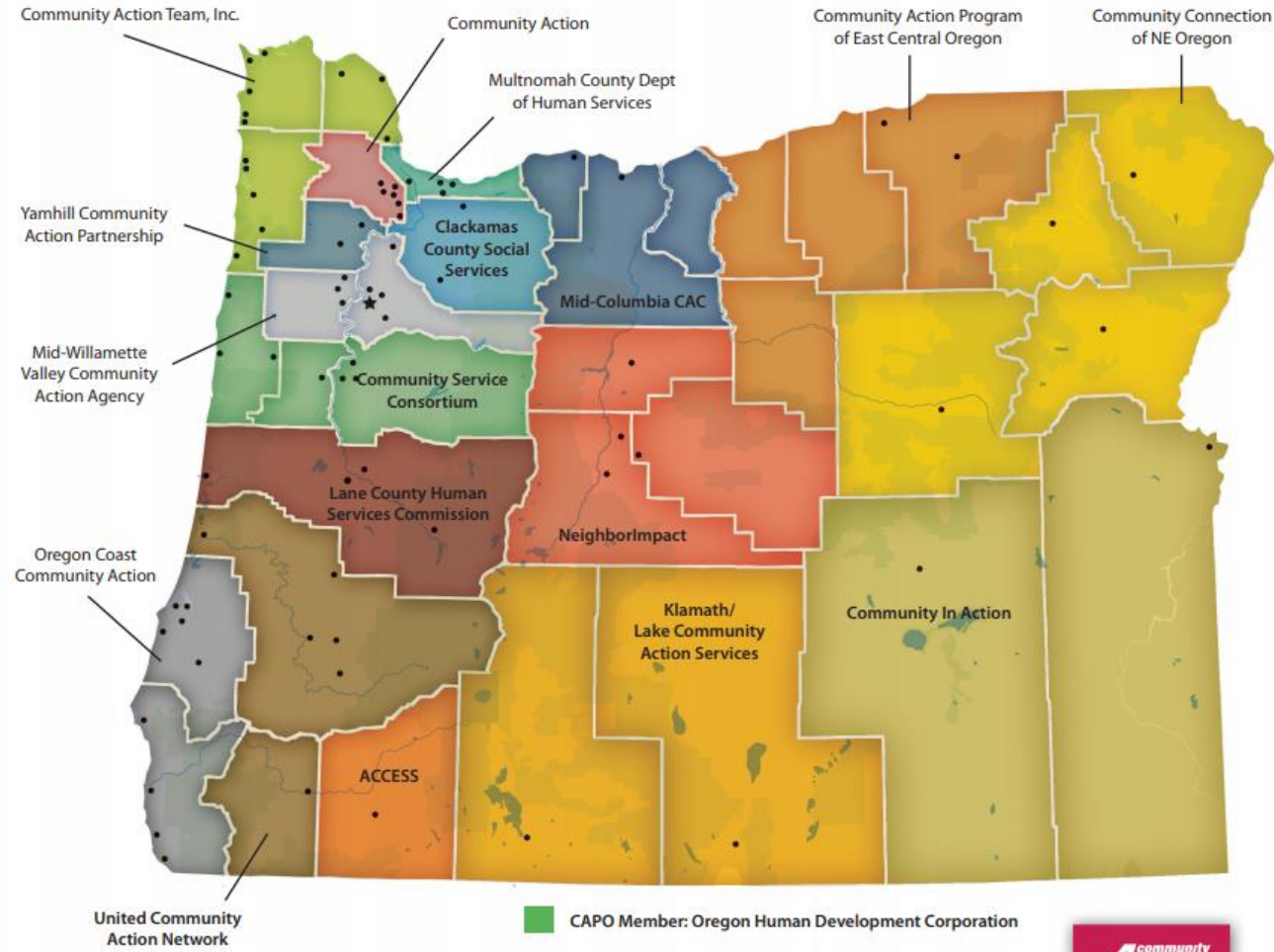
Calculating Energy Burden



OHCS Energy Assistance Programs

Energy Services programs are designed to support housing stabilization for low-income Oregonians by providing energy bill payment assistance and weatherization services to effectively reduce energy costs and improve health.

Our Partners and Program Delivery



Energy Bill Pay Assistance

Low-Income Home Energy Assistance Program (LIHEAP)

Eligibility: Statewide	Funding source: Federal, US Department of Health and Human Services	Funding level 2018 FY: \$35 million	Households Served: 56,136*
----------------------------------	---	---	--------------------------------------

Oregon Energy Assistance Program (OEAP)

Eligibility: PGE & Pacific Power service territory	Funding source: State, PGE & Pacific Power customers	Funding level 2018 FY: \$20 million	Households Served: 33,909*
--	--	---	--------------------------------------

We are only able to serve less than 20% of those eligible due to funding constraints.

Weatherization Programs in Oregon

Program	Funding Source	Eligibility	Annual Funding (2018)	Households Served (2018)
LIHEAP Weatherization	Federal	Statewide, all fuel types	\$5.2 million	942
USDOE Weatherization Assistance Program (DOE WAP)	Federal	Statewide, all fuel types	\$2.9 million	334
Energy Conservation Helping Oregonians (ECHO)	Ratepayer PGE/PAC	PGE/PAC service territory	\$9.4 million	780
Oregon Multifamily Energy Program (OR-MEP)	Ratepayer PGE/PAC	PGE/PAC service territory	\$1.7 million	1208
Bonneville Power Administration (BPA)	Ratepayer COU	BPA territory	\$1.3 million	170
State Home Oil Weatherization (SHOW)	Fuel oil dealers	Statewide, fuel oil homes	\$77,000	31
Total			\$20.6 million	2,614




What can weatherization programs fund?

- Attic, floor and wall insulation
- Replacement/repair of unsafe heating systems
- Replacement/repair inefficient appliances, such as furnaces and refrigerators
- Inspection of air quality especially carbon monoxide
- Conservation kits: energy efficient lighting, low-flow shower and faucet heads, window covers when available, carbon monoxide alarm, safety caps for electrical outlets

On average, a weatherized home saves \$350 annually. This equates to approximately 3,500 kWh of electricity saved or 2.5 mtCO₂e.

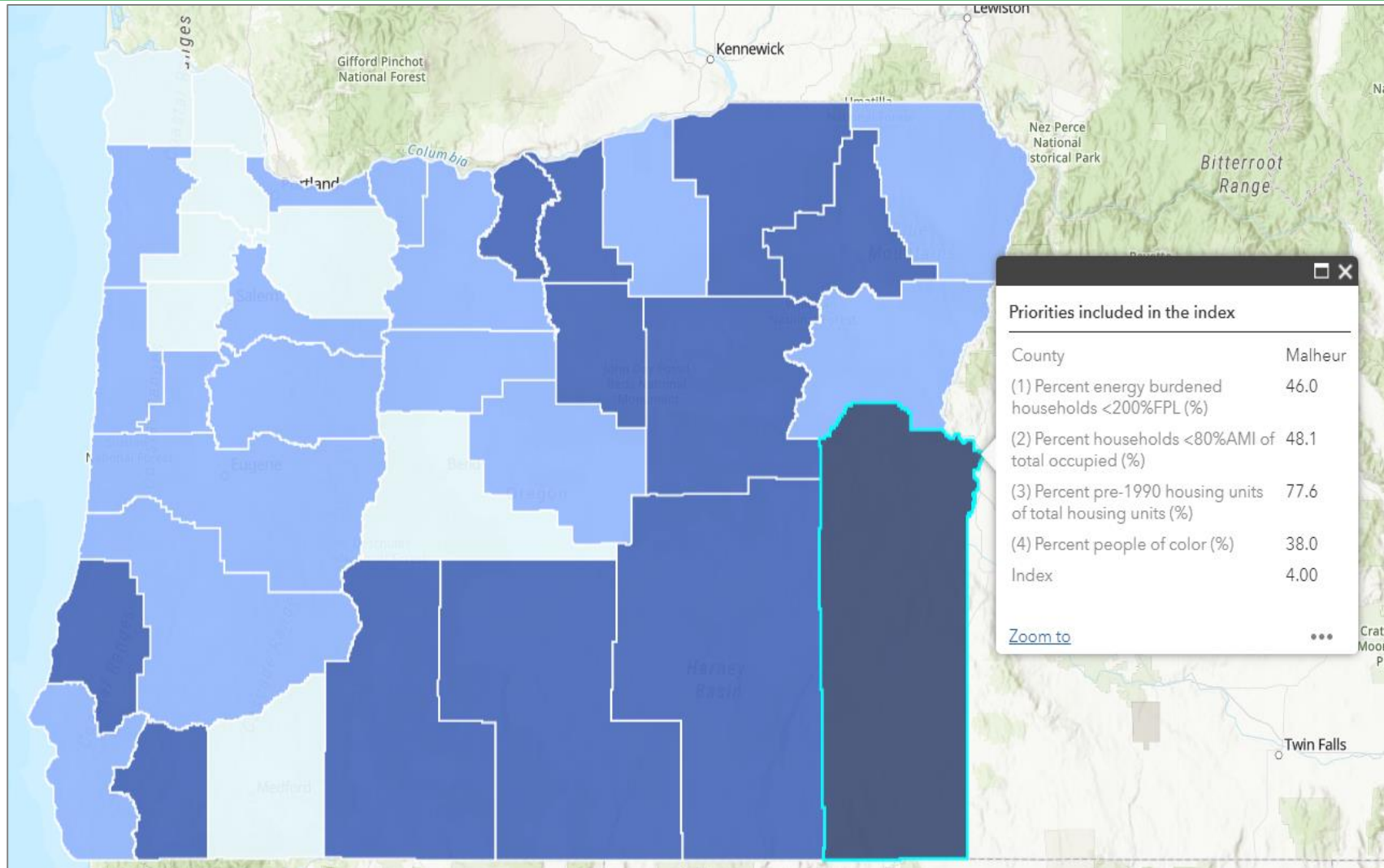
Weatherization Benefits



For every \$1 spent on weatherization, we see a \$1.40 return on energy savings. When health and safety benefits are considered, we see a \$4 return on our investment.

- Results in persistent energy savings
 - Increases the resiliency of the household to fluctuations in utility costs
 - Results in reduced greenhouse gas emissions
- Provides non-energy benefits to a household
 - Improved health
 - Safety and comfort

Statewide Energy Burden: High Priority Index



Energy Affordability Gap of low-income Oregonians is **nearly \$350 million per year**

[Affordable Housing Assessment Tool](#)

[How to Guide](#)

Thank you

Questions?

Nicole Stoenner, *Legislative and Communications Coordinator*
Oregon Housing and Community Services
Nicole.R.Stoenner@Oregon.gov