

HB 2213 Hearing

April 24, 2019

Presented to the Senate Committee On Education

More info: <https://tinyurl.com/hb2213>



The Problem:



Created by Nicolas Vicent
from the Noun Project

Created by [iconsmind.com](https://www.iconsmind.com)
from the Noun Project

Percent Increase from 1978 to 2014



Consumer Price Index 262%



New Home Prices 408%



Medical Care 604%



Textbooks 945%

Student strategies to lower costs

- Buyback
- Book swaps
- International editions
- Share
- Library reserves
- Comparison shop

Institutional strategies to lower costs

Low-cost

- Bundles
- Inclusive Access
- Custom editions
- Older editions
- Rentals
- Single purchase for multi-term sequence

Free (to students)

- Copyright content on the web
- Library resources

Open Educational Resources

- Open license (usually Creative Commons) or Public Domain
- Free because of open license permissions
- Can be online or in print (at low cost)
- Variety of formats and content types
- *Solves the root cause of the cost problem*

HECC Affordability Snapshot

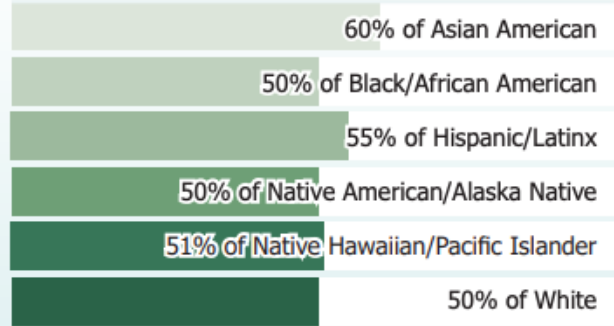
AFFORDABILITY



51%

of students were unable to meet expenses with expected resources: family contributions, student earnings, and grant aid

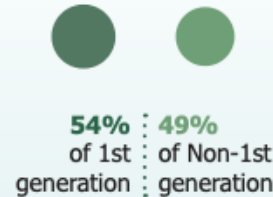
Unable to Meet College Expenses with Expected Resources




Average Cost of Attendance (COA)

\$19,952	COA
\$12,827	COA after public student aid
\$10,848	COA after institutional + public aid

Time to Completion Increases Cost



COA Components

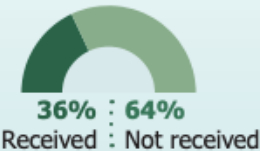


- 47% Room/board
- 31% Tuition/fees
- 8% Personal exp.
- 7% Books/supplies
- 7% Transportation

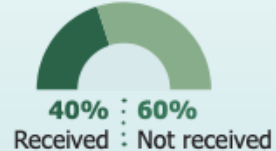
Students Receiving Financial Aid

Federal Pell	OR Promise
64,606	6,903
OR Opportunity Grant	Institutional Aid
39,547	42,805

Students Receiving Public Grant Aid



Students Eligible for OR Opportunity Grant



Students who cannot receive federal aid through the FAFSA can apply for Oregon aid through the Oregon Student Aid Application. This increases the opportunities available to undocumented or DACA students.

\$1400 can be an emergency

	Campus vouchers	Completion scholarships	Emergency loans	Food pantries	Restricted grants	Unrestricted grants
Average aid amount distributed annually						
Less than \$100	19%	1%	3%	58%	2%	3%
\$100–\$499	47%	6%	38%	28%	30%	32%
\$500–\$999	22%	16%	34%	3%	32%	32%
\$1,000 or more	12%	77%	25%	12%	37%	32%
Total (n)	129	82	212	69	123	154





OpenOregon

Educational Resources

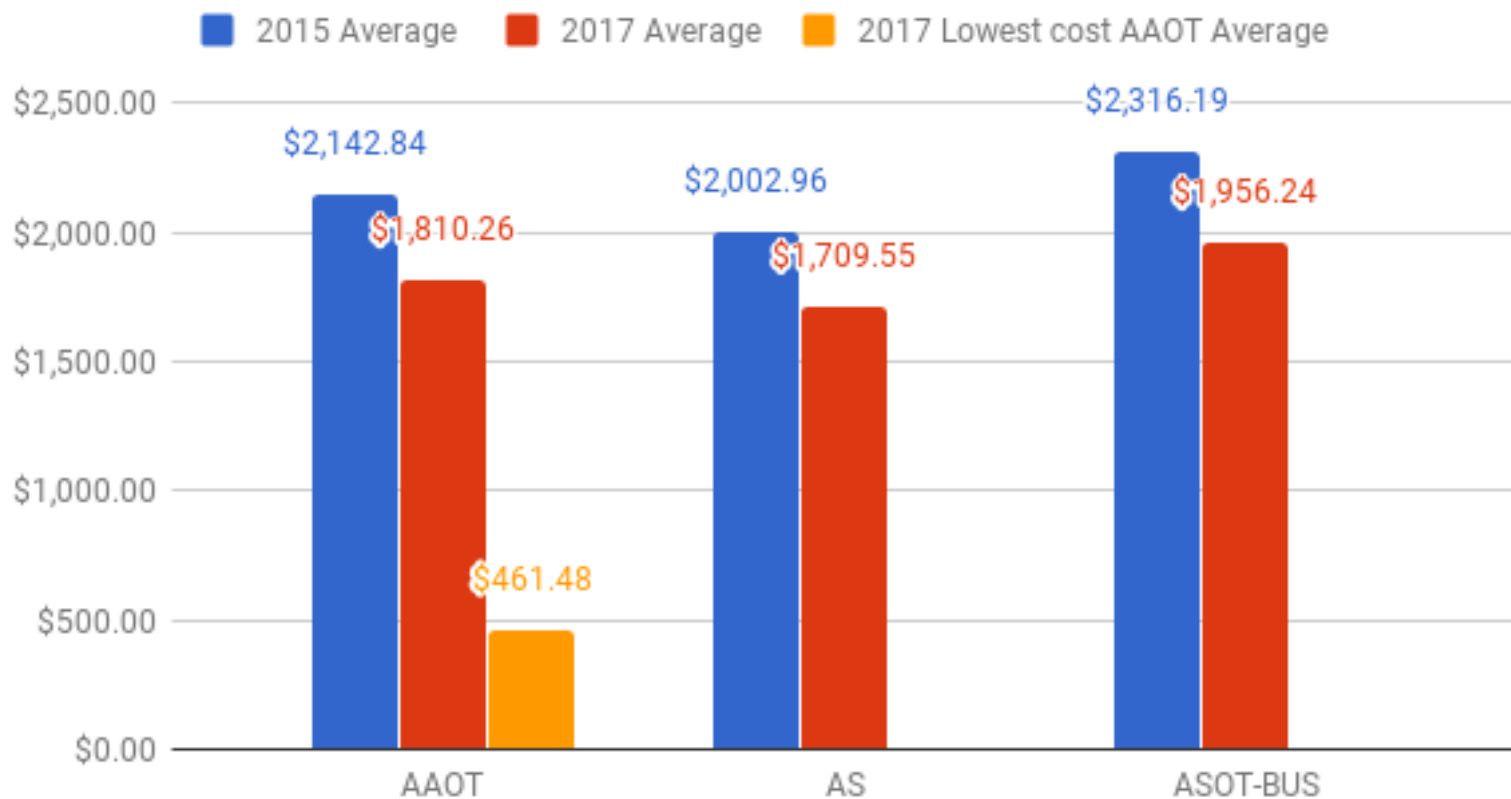


openoregon.org

2015-17 Course Redesign Grants

	“Adopt” at \$500 per person	“Revise / Remix” at \$1500 per person	“Author” at \$5000 per person	“Other” at up to \$30,000	Total
# awards	54	21	8	3	86
Program \$ Spent	\$56,299	\$80,821	\$112,109	\$30,350	\$279,579
Student \$ Saved	\$429,823	\$543,203	\$168,095	\$5,667	\$1,146,788
Student savings per \$1 spent	\$7.63	\$6.72	\$1.50	\$0.19	\$4.10

Average course materials costs



Western Oregon University creates lasting opportunities for **student success** through transformative education and personalized support.

Our mission is to continually build an educational community that provides **open access** to quality learning opportunities that prepare the people of our region for productive participation in civic, cultural, social and economic life. (Clatsop)

Lane is the community's college; we provide comprehensive, **accessible**, quality, learning-centered educational opportunities that promote student success.

TVCC is a comprehensive community college dedicated to promoting **student success**.

?