



OREGON GED[®] PROGRAM

Adrienne Ochs, Ph.D.

Oregon GED Administrator™

HECC Office of Community Colleges and Workforce
Development

Scott Salesses

Regional Manager, State Relationships

GED Testing Service

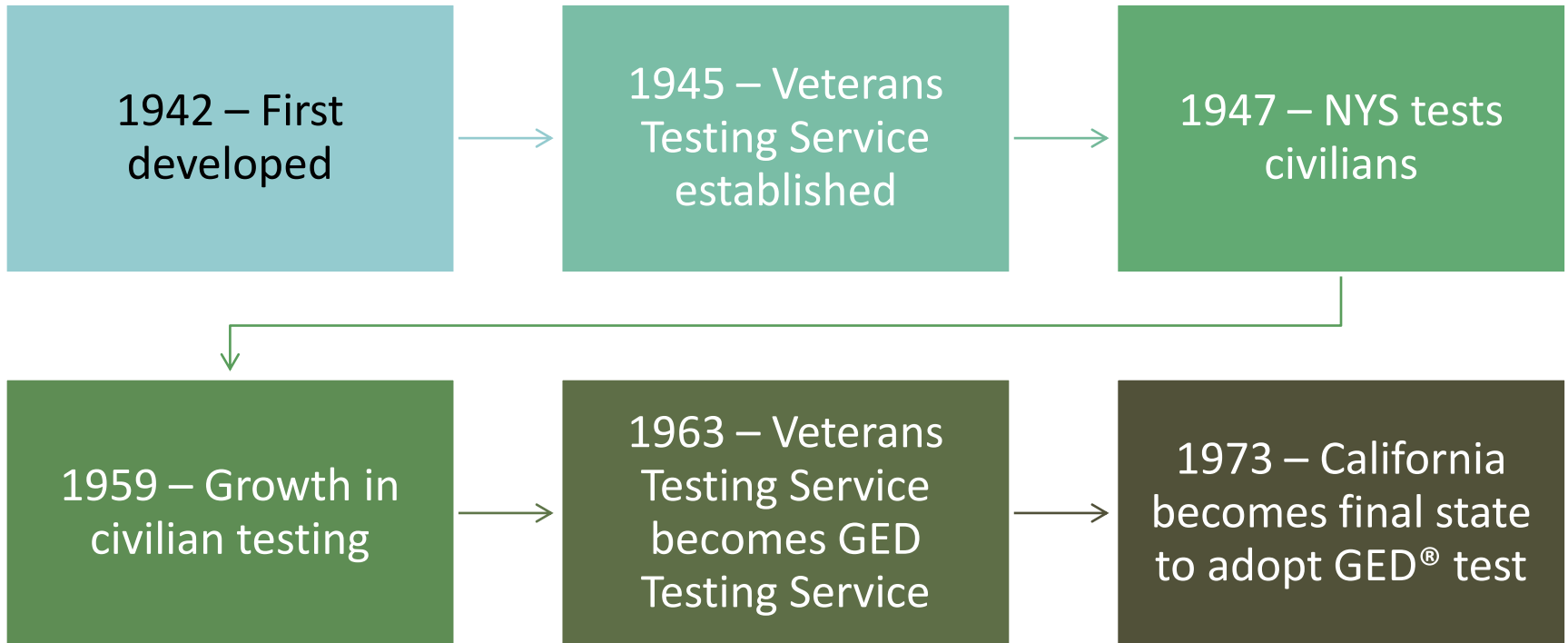
Jeanne Stallman

Associate Vice President, Government Relations &
Outreach

Southern Oregon University

May 13, 2019

Historical Timeline



A History of the GED® Test

First series: 1942-1977

Second series: 1978-1987

Third series: 1988-2001

Fourth series: 2002-2013

Fifth series: 2014-present

A History of the GED® Test

18 million test passers since inception including hundreds of thousands of Oregonians

Notable grads include a U.S. Surgeon General, state governors, members of Congress, state legislators, business leaders, and millions of other individuals who are our neighbors, co-workers, family members, and friends

What the GED® Test Measures

Measures both High School Equivalency and College and Career Readiness (CCR)

Measures essential higher-order thinking and reasoning skills needed for success in jobs and career and college training programs

Ensures that passers demonstrate the knowledge and skills on par with high school grads

Standardized and normed on a national sample of high school grads from the class of 2013

American Council on Education (ACE) Recommendations for the GED® Test

GED® College Ready

- Score of 165 – 174 on any content test
- Waived from developmental education in content requirements/courses
- Waived from placement testing, and
- Placed directly in credit-bearing courses

GED® College Ready + Credit

- Score of 175 – 200 on any content test
- Same as CR recommendations, plus
- Up to 10 semester hours of college credit

Some of the Institutions in Oregon Currently Adopting the GED® College Ready Recommendation

Chemeketa C.C.

Clackamas C.C.

Linn-Benton C.C.

Mount Hood C.C.

Oregon Coast C.C.

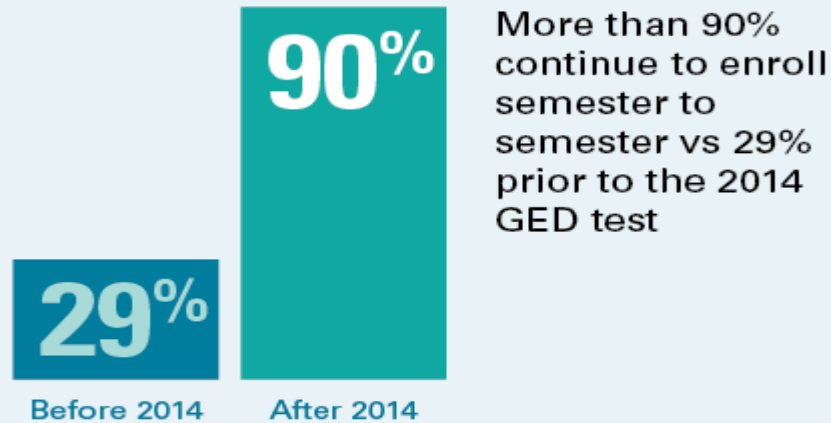
Portland C.C. (Language Arts only to date)

Rogue C.C.

Umpqua C.C.

Our Graduates Follow Through in College

Persistence is at an all-time high



Over
225
U.S. Colleges



accept the GED
College Ready
recommendations

Oregon 2014 - Current

During this time frame Oregon's GED[®] test pass rate is 92%. Only 5 states in the U.S. have a higher pass rate and Oregon exceeds each of these 5 states in the number of GED[®] test-takers and passers.

Oregon GED[®] test-takers are achieving the College and Career Readiness level at a higher percentage than test-takers nationally.

Restructuring of GED® Program

Focus on Monitoring
and Compliance →
Focus on Students
and Educators

Representative
Alonso León and the
Chief Education
Office

Recent Developments in Oregon's GED® Program

2015-17 Legislative Funding - \$2 million investment

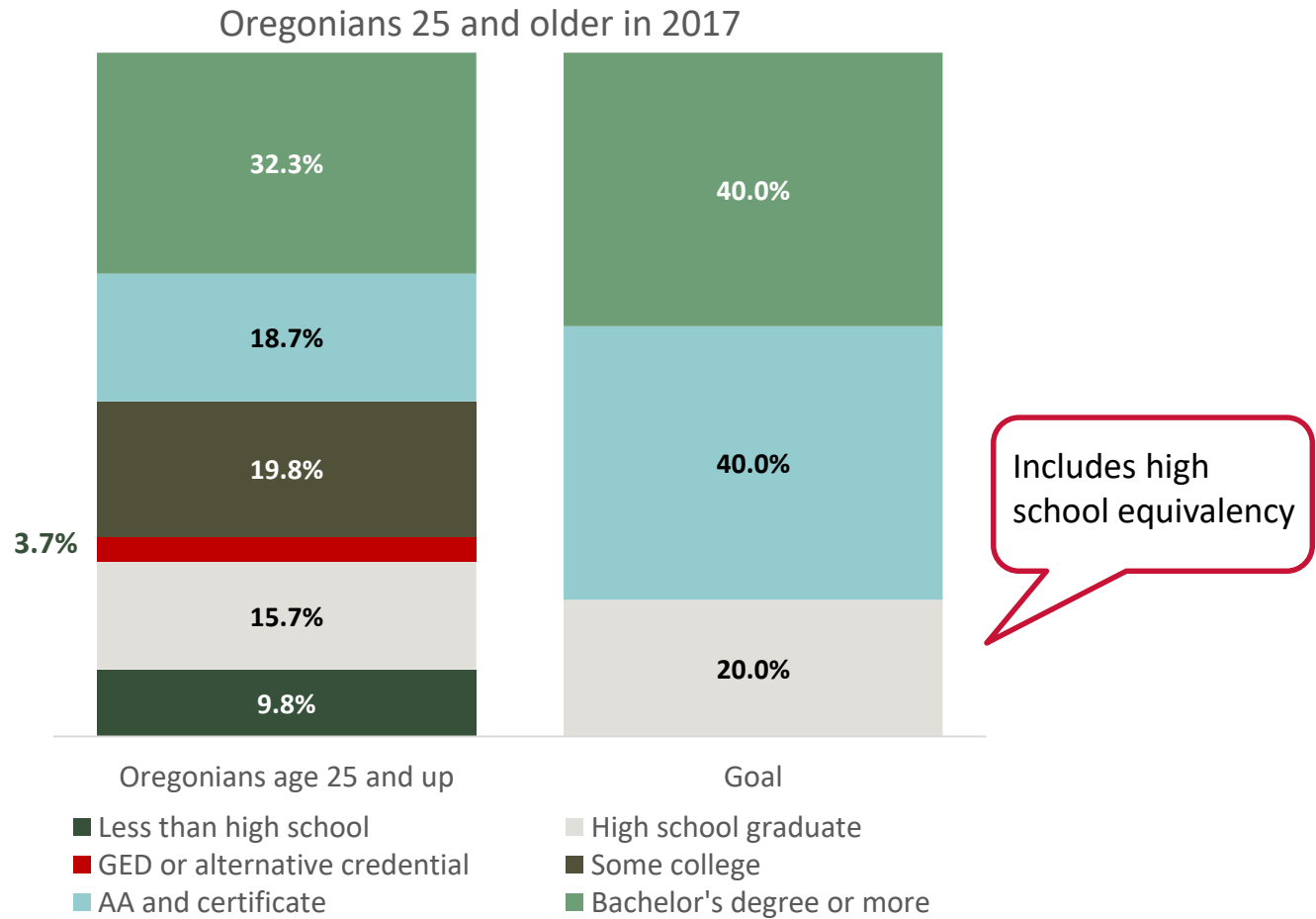
- GED Annual Summit – statewide professional development
- Bilingual outreach and communications campaign
- Grants to local programs for wrap-around services to support GED® test students
- Two new staff to support local programs and students (1.8 FTE)

Increase partnership with GED Testing Service:

- Online access for GED candidates
- Records are now housed at GED Testing Services®
- GED® Certificates – Now produced and processed GED Credentialing™
- GED Manager™ – Online tracking system for GED testing sites
- GED Analytics™ – Online data system

2017-19 Legislative Funding - \$2 million investment

GED® Test Graduates are an Important Part of the State's 40-40-20 Goal

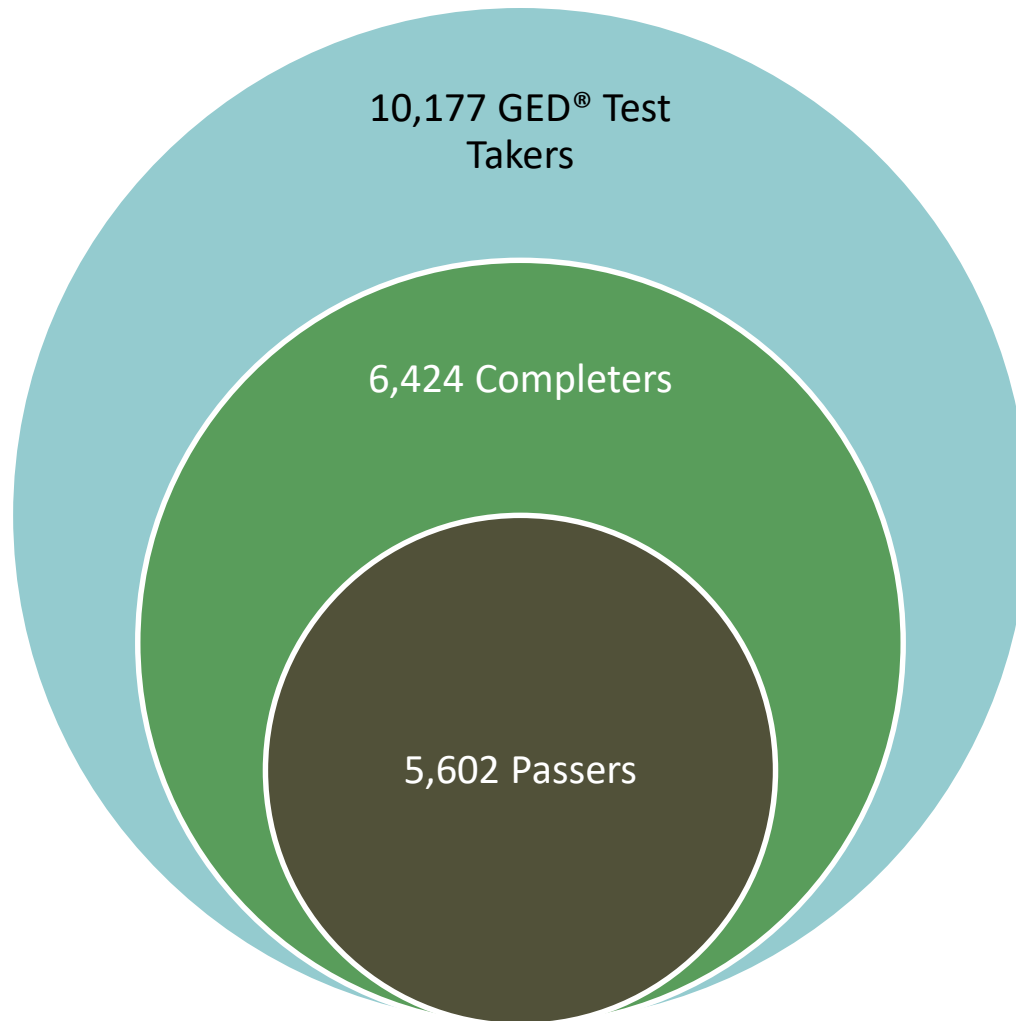


Source: American Community Survey data, 5-year estimates.

Notes: Oregon's 40-40-20 goal excludes those with some college and no degree from the middle 40, but data limitations prevent identifying this group separately.

Current GED® Test Student Demographics

GED® Test Takers to Passers



Current GED® Test Student Demographics, Cont.

Race/Ethnicity

- 57% not Hispanic or Latino
- 21% Hispanic or Latino
- 22% Declined to answer

Gender

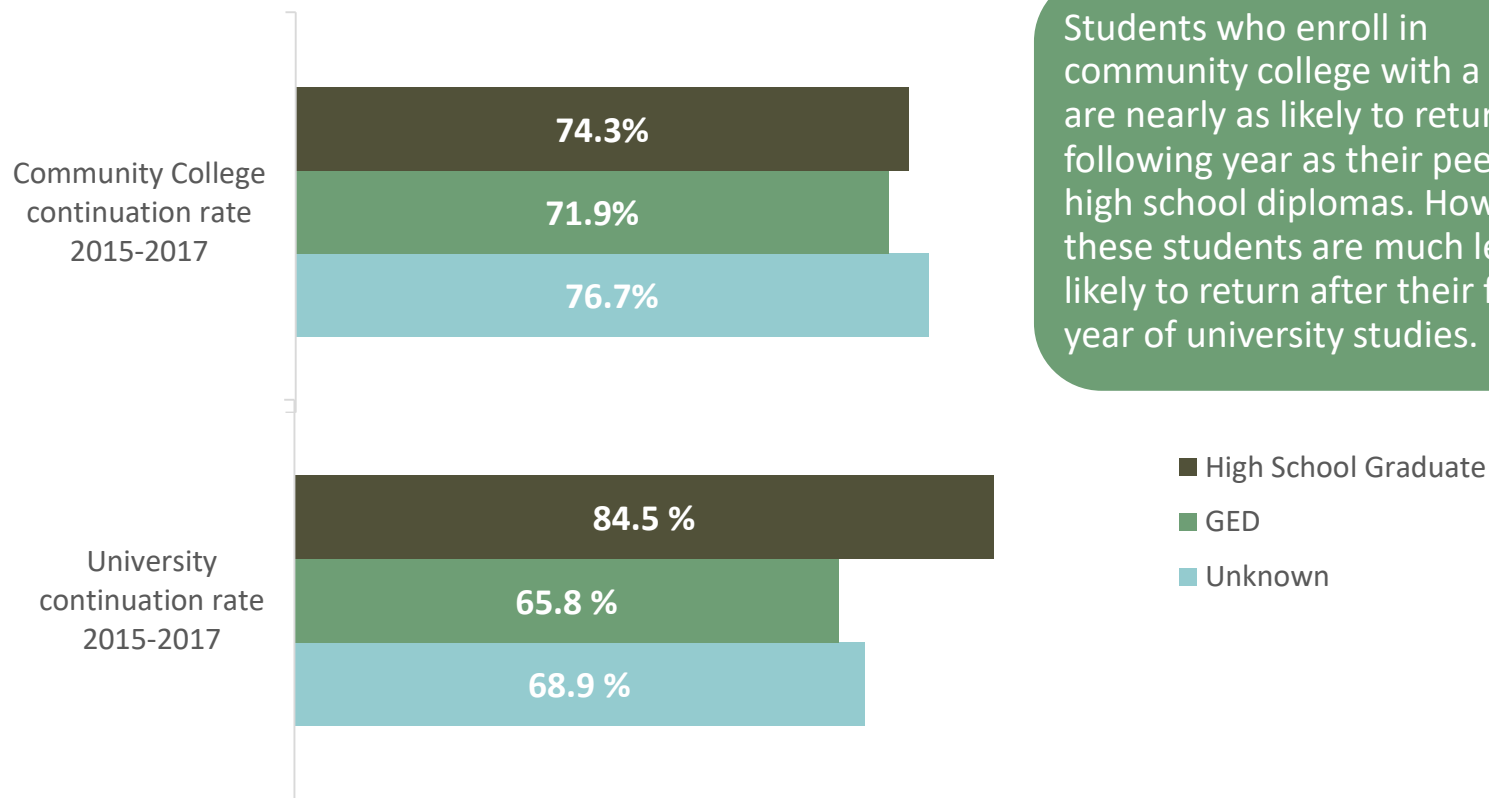
- 54% Male
- 39% Female
- 7% Declined to answer

Average Test Taker Age

- 24 Years Statewide
- 32 Years for Corrections

Continuation Rates Among Students in Public Institutions

High school graduates vs. GED® test completers



Students who enroll in community college with a GED® are nearly as likely to return the following year as their peers with high school diplomas. However, these students are much less likely to return after their first year of university studies.

Source: HECC analysis of student data. For universities, data include cohorts of resident first-time, full-time freshmen from 2015-17. For community colleges, data include cohorts of credential-seeking students from 2015-2017. Data for GED® test completers represents students who self-reported having completed the GED® test. Retention data from students who were enrolled in 2017 in community colleges and returned in fall 2018 are preliminary. Final data will be available in September 2019.

Legislative Recommendations

Oregon postsecondary institutions accepting second recommendation from ACE (Scott)

Increase funding for GED[®] test programs (Adrienne)

Oregon GED® Program Contact Information

National GED Website

- <https://ged.com/>

GED Administrator™

- Adrienne Ochs
- Adrienne.ochs@hecc.oregon.gov
- Phone: (503)934-0957

GED Administrative Support Staff

- Kasena Dailey
- Kasena.dailey@hecc.oregon.gov
- Phone: (503)947-5608