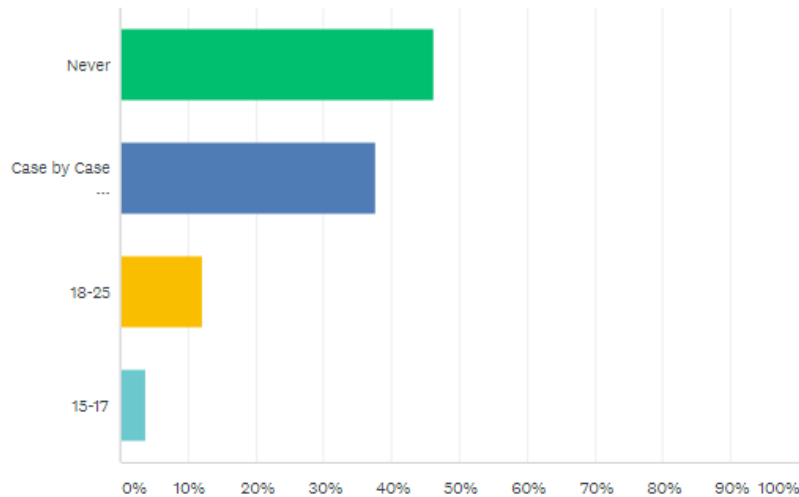


Oregon’s Measure 11 Voter Education & Community Awareness
Survey Results (Summer 2017-Ongoing)

Question #1: When asked “What is an **appropriate age** to sentence someone to a mandatory minimum sentence”, **46%** of Oregonians responded “**Never**” and **38%** responded “**Case by Case**”.

In Oregon, there are 21 different crimes that are considered Measure 11 offenses. You can be convicted of a Measure 11 offense starting at the age of 15. The lowest level offenses are Assault II and Robbery II, which carry a mandatory minimum 70 month (5 years, 10 months) prison sentence. What is an appropriate age to sentence someone to a mandatory minimum sentence?

Answered: 2,221 Skipped: 7

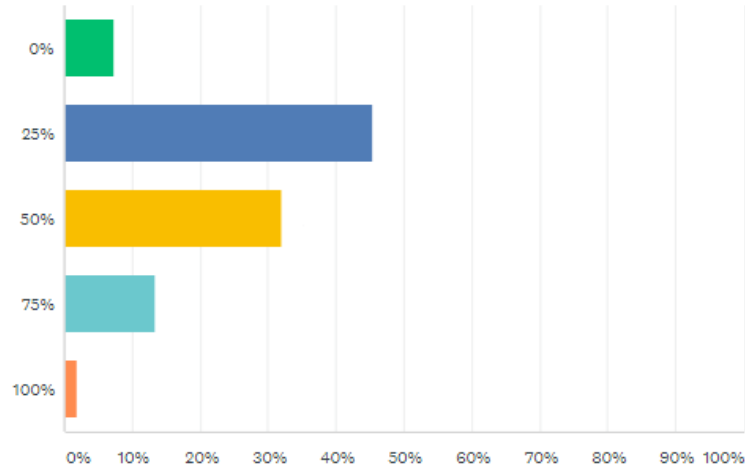


ANSWER CHOICES	RESPONSES
▼ Never	46.33% 1,029
▼ Case by Case	37.69% 837
▼ 18-25	12.20% 271
▼ 15-17	3.78% 84
TOTAL	2,221

Question #2: When asked “What percentage of Measure 11 offenders do you believe will *re-offend* after they transition to the community”, about **48%** of Oregonians believe there is **at least a 50%** chance of reoffending.

What percentage of Measure 11 offenders do you believe will re-offend after they transition to the community?

Answered: 2,171 Skipped: 57

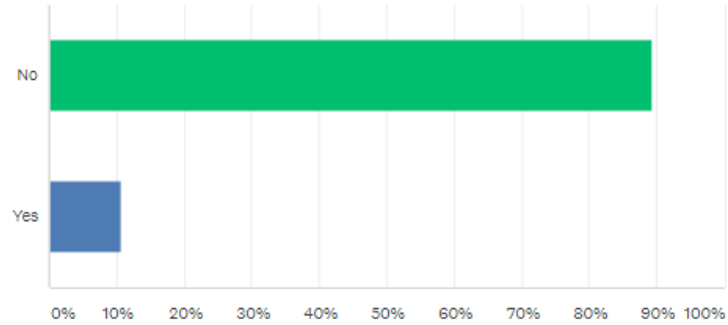


ANSWER CHOICES	RESPONSES	
▼ 0%	7.42%	161
▼ 25%	45.46%	987
▼ 50%	31.92%	693
▼ 75%	13.36%	290
▼ 100%	1.84%	40
TOTAL		2,171

Question #3: When asked “Generally, do you believe imprisoning Measure 11 offenders for long periods of time (at least 5 years) improves **public safety**”, about **90%** of Oregonians **do not believe** Measure 11 improves public safety.

Generally, do you believe imprisoning Measure 11 offenders for long periods of time (at least 5 years) improves public safety?

Answered: 2,213 Skipped: 15

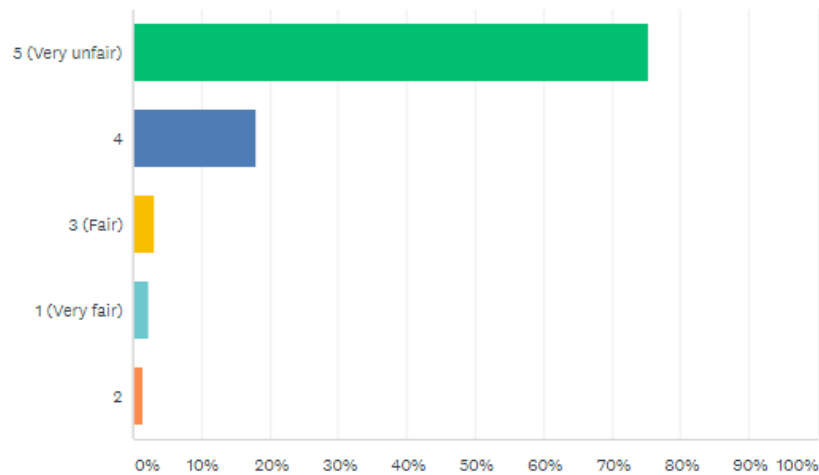


ANSWER CHOICES	RESPONSES
No	89.34% 1,977
Yes	10.66% 236
TOTAL	2,213

Question #4: When asked about fairness of consequences for the charging and sentencing of a common Robbery II scenario, **75%** of Oregonians believe a 70 month sentence is “**very unfair.**”

Two 15 year-old students walk up to a classmate, they push him/her down and steal his/her iPhone. This can be tried as a Measure 11 case in Oregon (Robbery II). If convicted, the minimum prison sentence is 70 months (5 years, 10 months). On a scale of 1-5 (1= Very Fair, 5=Very Unfair), how fair is this consequence?

Answered: 2,221 Skipped: 7

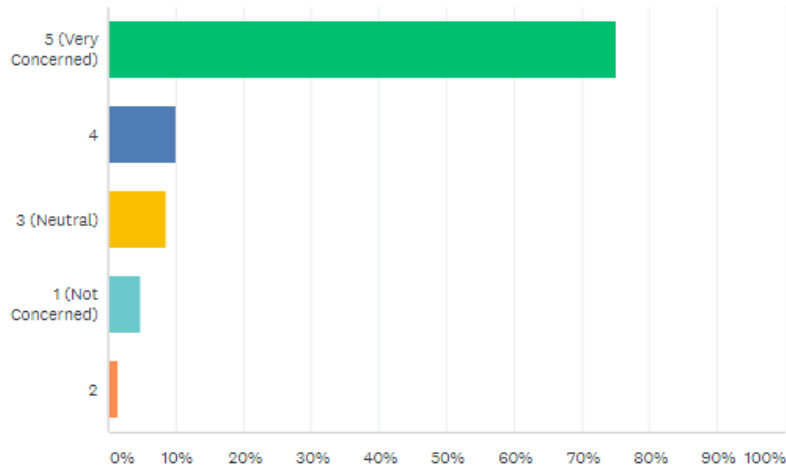


ANSWER CHOICES	RESPONSES
5 (Very unfair)	75.42% 1,675
4	17.92% 398
3 (Fair)	3.06% 68
1 (Very fair)	2.21% 49
2	1.40% 31
TOTAL	2,221

Question #5: When asked about Measure 11 racial disparities and overrepresentation of non-white individuals in Oregon, **75% of Oregonians are “Very Concerned.”**

In 2016, 14% of Oregon's general population was non-White. However, 30% of incarcerated Measure 11 offenders were non-White. On a scale of 1-5 (1= Not concerned, 5=Very concerned), how concerned are you by the overrepresentation/racial disparities of minorities in prison?

Answered: 2,218 Skipped: 10

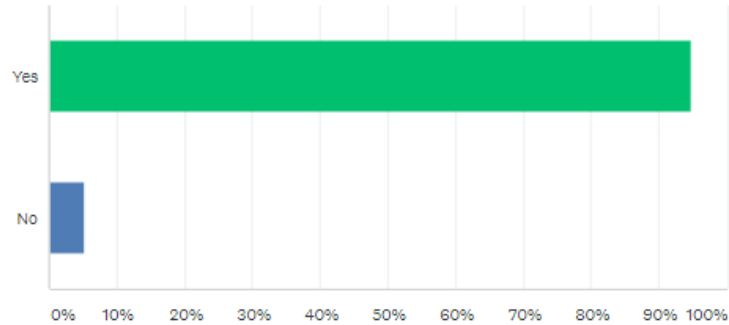


ANSWER CHOICES	RESPONSES
5 (Very Concerned)	75.07% 1,665
4	10.05% 223
3 (Neutral)	8.57% 190
1 (Not Concerned)	4.87% 108
2	1.44% 32
TOTAL	2,218

Question #6: When asked “Do you support policy reform that reduces the prison population”, about **95%** of Oregonians respond that they **support** prison reduction policy reform.

In 2016, there were over 14,500 prisoners in Oregon's prisons. Over 6,000 (40%) of prisoners are Measure 11 inmates. Do you support policy reform that reduces the prison population?

Answered: 2,219 Skipped: 9

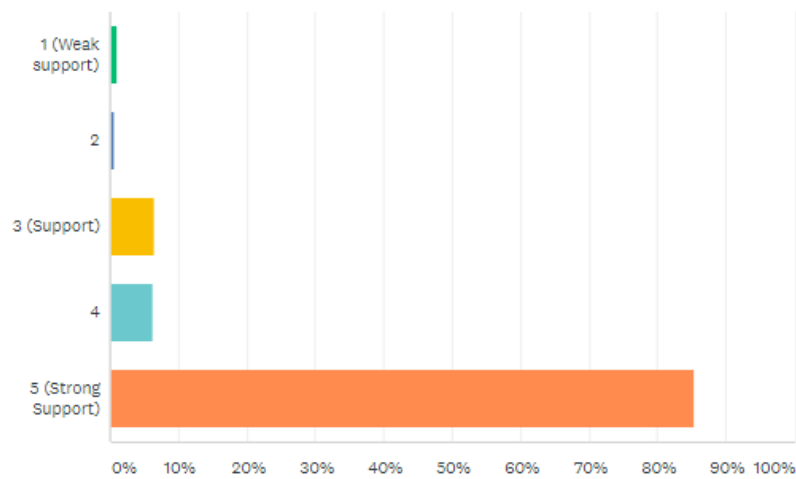


ANSWER CHOICES	RESPONSES
Yes	94.68% 2,101
No	5.32% 118
TOTAL	2,219

Question #7: When asked, “How strongly do you support preventative-rehabilitative strategies to address crime”, over **85%** of Oregonians respond with **support** for preventative-rehabilitative strategies.

Upon release from prison, people have increased difficulties in earning a job, trouble accessing housing, increased emotional health issues, and are less educated than non-incarcerated people their same age. How strongly do you support preventative-rehabilitative strategies to address crime? (1=Weak support, 5=strong support)

Answered: 2,219 Skipped: 9

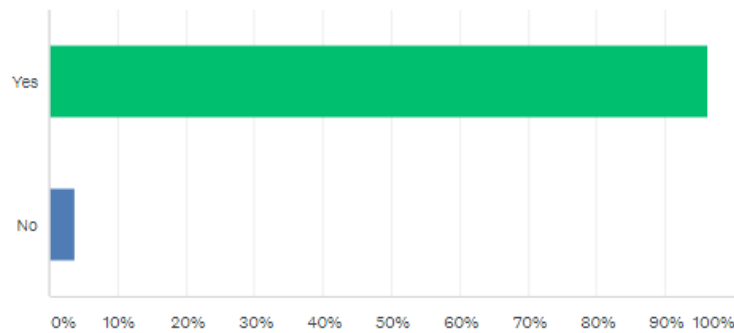


ANSWER CHOICES	RESPONSES
▼ 1 (Weak support)	1.04% 23
▼ 2	0.72% 16
▼ 3 (Support)	6.44% 143
▼ 4	6.35% 141
▼ 5 (Strong Support)	85.44% 1,896
TOTAL	2,219

Question #8: When asked, “Do you support an increase in funding for Restorative Justice in your schools, your community and your courts, jails, and prisons and a decrease in prison spending”, over **96%** of Oregonian’s respond with **support**.

In 2013, Oregon's prison budget was over \$1.4 billion, over double the spending on higher education. Furthermore, it cost over \$10,000 to keep a child in school while it cost over \$30,000 to keep someone in prison (\$84.81 per day). Furthermore, Restorative Justice (RJ) encourages constructive responses to wrongdoing. It brings those who have harmed their victims and affected community members into processes that repair harms and rebuild relationships. Do you support an increase in funding for Restorative Justice in your schools, your community and your courts, jails, and prisons and a decrease in prison spending?

Answered: 2,213 Skipped: 15

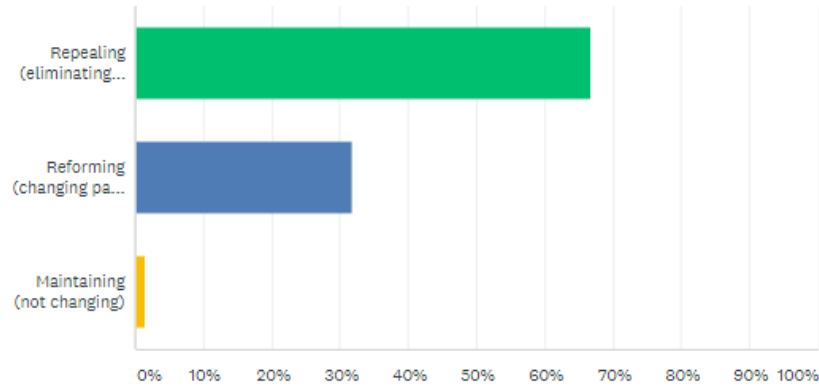


ANSWER CHOICES	RESPONSES	
▼ Yes	96.29%	2,131
▼ No	3.71%	82
TOTAL		2,213

Question #9: When asked about reforming, repealing or maintaining Measure 11, **99%** of Oregonian’s support **either reform or repeal**, with about **67%** of Oregonians supporting **repeal** of Measure 11.

I support _____ Measure 11?

Answered: 2,209 Skipped: 19

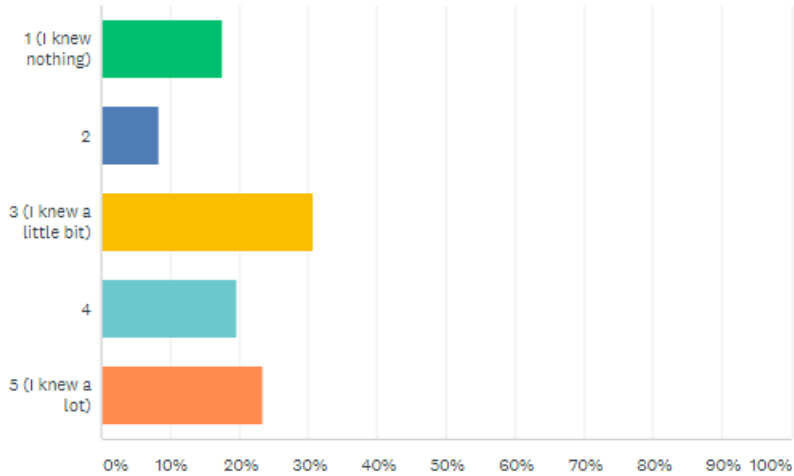


ANSWER CHOICES	RESPONSES
▼ Repealing (eliminating)	66.82% 1,476
▼ Reforming (changing parts of)	31.78% 702
▼ Maintaining (not changing)	1.40% 31
TOTAL	2,209

Question #10: When asked how much surveyors knew about Measure before taking the survey, about **57%** responded that they know either **“nothing”** or **“a little bit”**.

On a scale of 1-5 (1=I knew nothing, 3= I knew a little, 5= I knew a lot), how much did you know about Measure 11 before today?

Answered: 2,222 Skipped: 6



ANSWER CHOICES	RESPONSES
1 (I knew nothing)	17.60% 391
2	8.42% 187
3 (I knew a little bit)	30.74% 683
4	19.76% 439
5 (I knew a lot)	23.49% 522
TOTAL	2,222

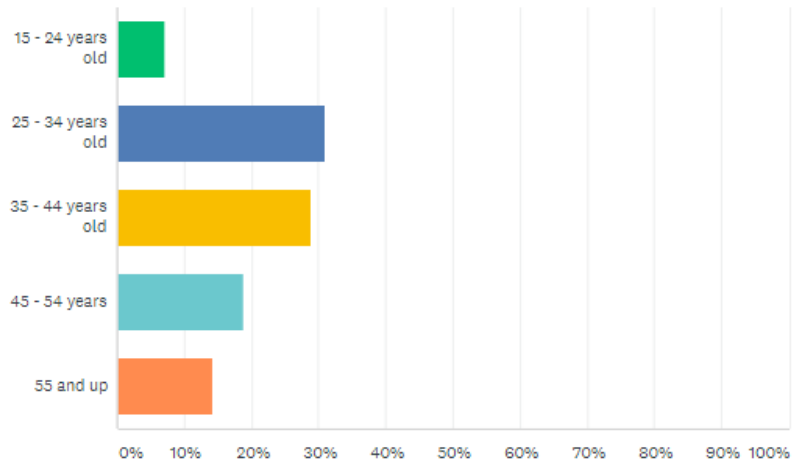
Q11

Customize

Export ▾

How old are you?

Answered: 1,959 Skipped: 269



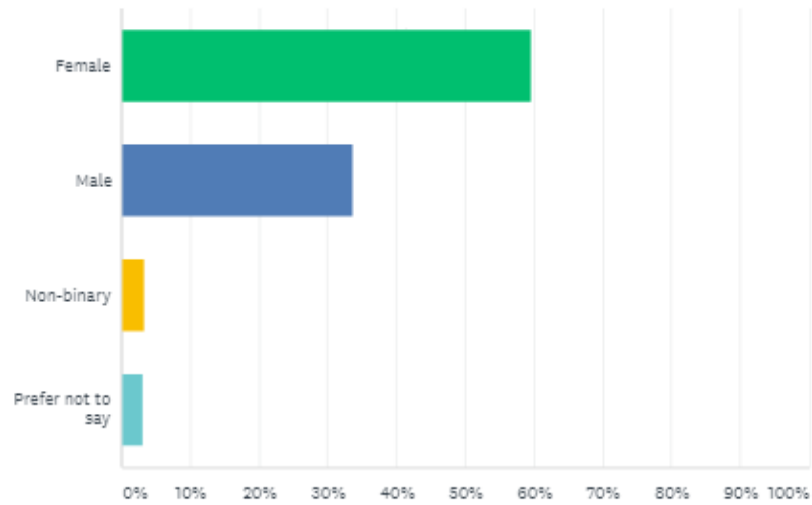
ANSWER CHOICES	RESPONSES	
▼ 15 - 24 years old	7.15%	140
▼ 25 - 34 years old	30.93%	606
▼ 35 - 44 years old	28.89%	566
▼ 45 - 54 years	18.79%	368
▼ 55 and up	14.24%	279
TOTAL		1,959

Q12

Customize Export

What is your gender?

Answered: 1,676 Skipped: 268



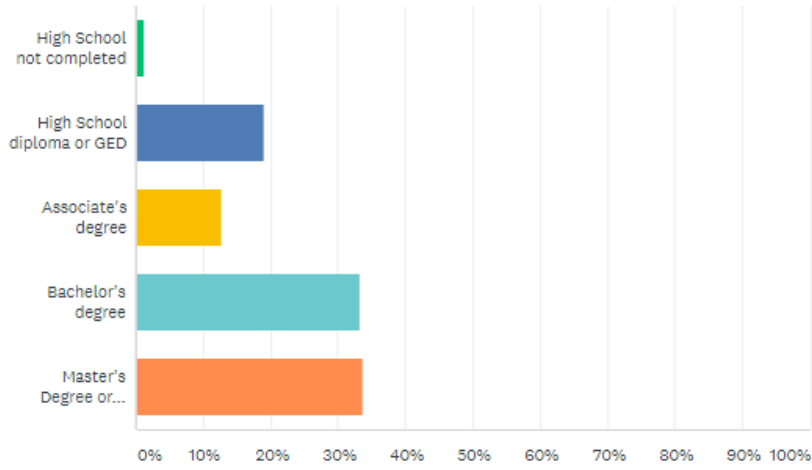
ANSWER CHOICES	RESPONSES
Female	59.73% 1,001
Male	33.77% 566
Non-binary	3.28% 55
Prefer not to say	3.22% 54
TOTAL	1,676

Q13

Customize Export

What is your highest degree or level of schooling completed?

Answered: 1,957 Skipped: 271



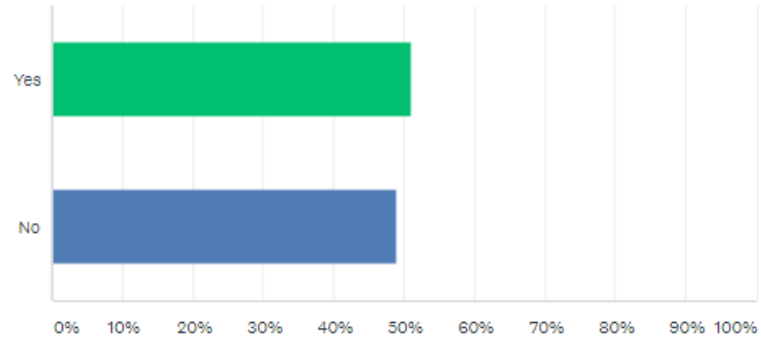
ANSWER CHOICES	RESPONSES
High School not completed	1.28% 25
High School diploma or GED	18.96% 371
Associate's degree	12.77% 250
Bachelor's degree	33.27% 651
Master's Degree or higher	33.73% 660
TOTAL	1,957

Q14

Customize Export

Do you have children?

Answered: 1,963 Skipped: 265



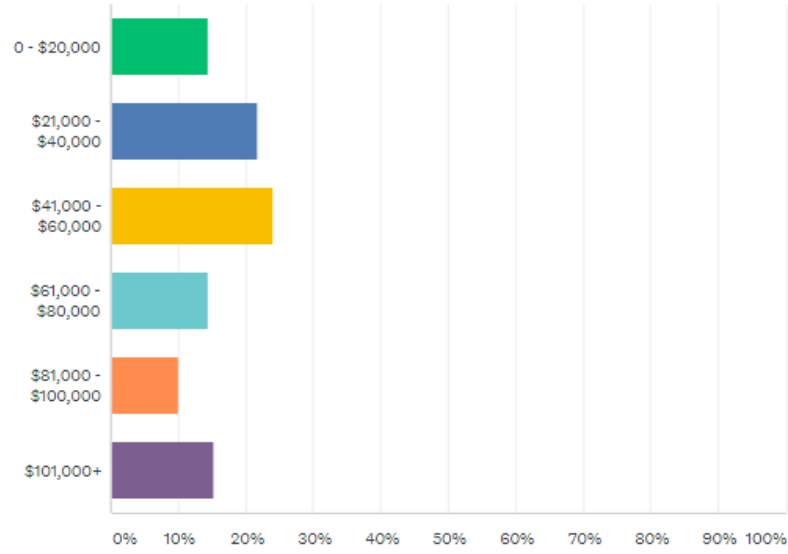
ANSWER CHOICES	RESPONSES	
Yes	51.10%	1,003
No	48.90%	960
TOTAL		1,963

Q15

Customize Export

What is your yearly income?

Answered: 1,947 Skipped: 281



ANSWER CHOICES	RESPONSES
0 - \$20,000	14.38% 280
\$21,000 - \$40,000	21.83% 425
\$41,000 - \$60,000	24.04% 468
\$61,000 - \$80,000	14.38% 280
\$81,000 - \$100,000	10.02% 195
\$101,000+	15.36% 299
TOTAL	1,947

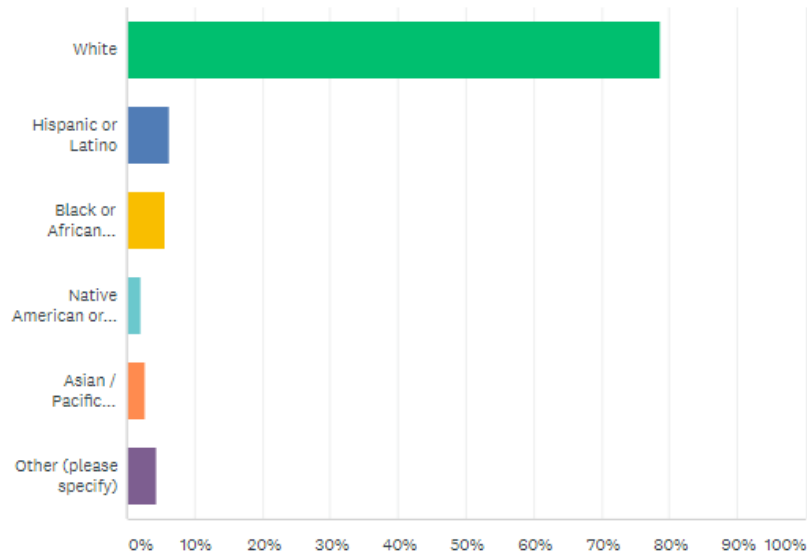
Q16

Customize

Export ▼

What is your ethnicity?

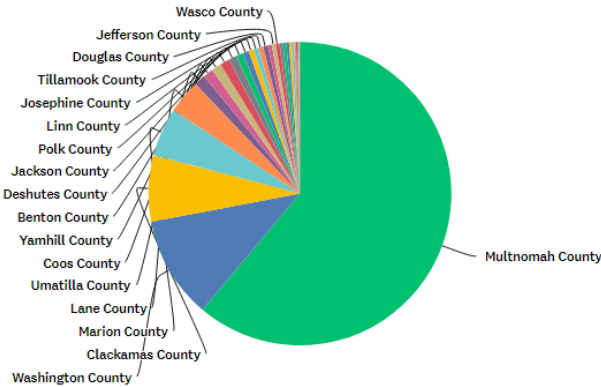
Answered: 1,954 Skipped: 274



ANSWER CHOICES	RESPONSES
▼ White	78.66% 1,537
▼ Hispanic or Latino	6.35% 124
▼ Black or African American	5.73% 112
▼ Native American or American Indian	2.15% 42
▼ Asian / Pacific Islander	2.76% 54
▼ Other (please specify) Responses	4.35% 85
TOTAL	1,954

What is your county of residence?

Answered: 1,945 Skipped: 283



ANSWER CHOICES	RESPONSES	
▼ Multnomah County	61.13%	1,189
▼ Washington County	10.90%	212
▼ Clackamas County	7.04%	137
▼ Marion County	5.19%	101
▼ Lane County	3.60%	70
▼ Umatilla County	1.23%	24
▼ Coos County	1.08%	21
▼ Yamhill County	1.03%	20
▼ Benton County	1.03%	20
▼ Deshutes County	0.87%	17
▼ Jackson County	0.72%	14
▼ Polk County	0.67%	13
▼ Linn County	0.57%	11
▼ Josephine County	0.51%	10
▼ Tillamook County	0.51%	10
▼ Douglas County	0.51%	10
▼ Klamath County	0.41%	8
▼ Jefferson County	0.41%	8
▼ Wasco County	0.41%	8
▼ Columbia County	0.36%	7
▼ Clatsop County	0.36%	7
▼ Malheur County	0.31%	6
▼ Union County	0.26%	5
▼ Lincoln County	0.26%	5
▼ Curry County	0.21%	4
▼ Hood River County	0.15%	3
▼ Crook County	0.10%	2
▼ Morrow County	0.10%	2
▼ Gilliam County	0.05%	1

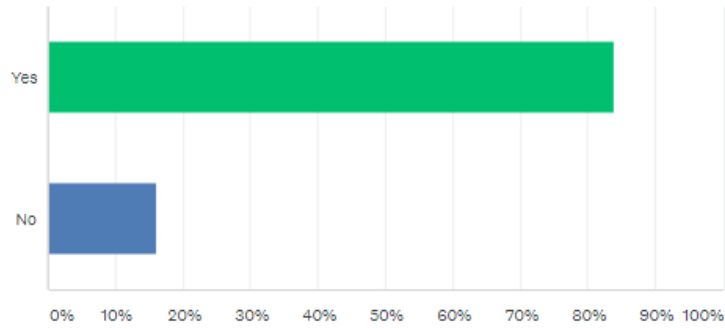
Q18

Customize

Export ▼

Are you employed?

Answered: 1,958 Skipped: 270



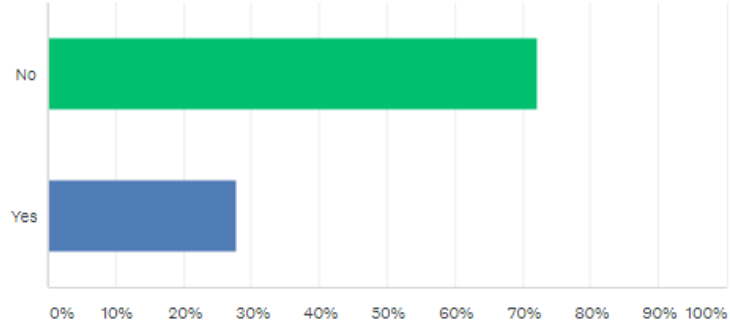
ANSWER CHOICES ▼	RESPONSES	▼
▼ Yes	83.96%	1,644
▼ No	16.04%	314
TOTAL		1,958

Q19

Customize Export

Have you had personal contact with the judicial system (i.e. arrest, court for criminal matter, incarceration)?

Answered: 1,956 Skipped: 272



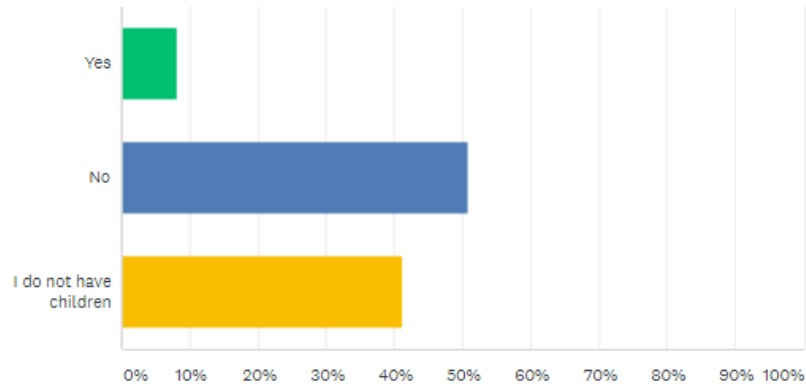
ANSWER CHOICES	RESPONSES	
▼ No	72.24%	1,413
▼ Yes	27.76%	543
TOTAL		1,956

Q20

Customize Export

If you have children, have any of them had contact with the juvenile justice system?

Answered: 1,960 Skipped: 268



ANSWER CHOICES	RESPONSES
Yes	8.06% 158
No	50.77% 995
I do not have children	41.17% 807
TOTAL	1,960