



OREGON
DEPARTMENT OF
EDUCATION

Oregon achieves . . . together!

K-12 Online Learning in Oregon

April 15, 2019

Oregon Department of Education

Online Learning Options in Oregon

Full Virtual: The school has no physical building where students meet with each other or with teachers, and all instruction is virtual

Focus Virtual: The school focuses on a systematic program of virtual instruction but includes some physical meetings among students or with teachers

Supplemental Virtual: The school offers virtual courses but virtual instruction is not the primary means of instruction.

1 Oregon Virtual School District

1 Full-Virtual District Run School

19 Virtual Public Charter Schools (Mix of Full and Focus Virtual)

Local and National Trends in Online Learning

Online learning trends:

- Increased demand for access to high speed broadband connectivity.
- Increased use of learning management systems (LMS) for online and blended learning.
- Greater need for understanding student data privacy and data security.

Oregon Virtual School District (ORVSD)

ORVSD provides:

- Online course access for students in Oregon's small and rural districts.
- Flexibility and personalization to meet each student's desired pathway for career and college readiness.
- Variety of access to 50+ courses

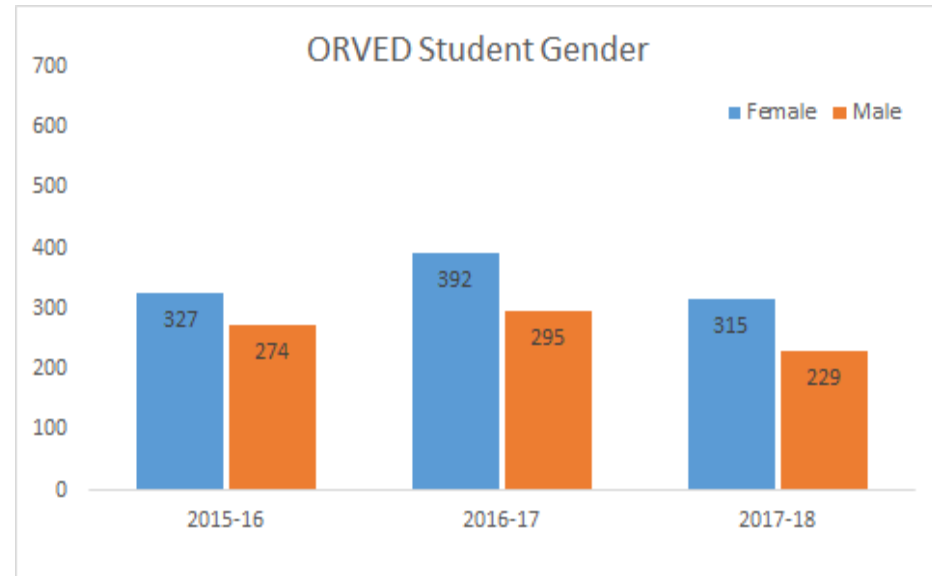
ORVSD students remain students in their home district.



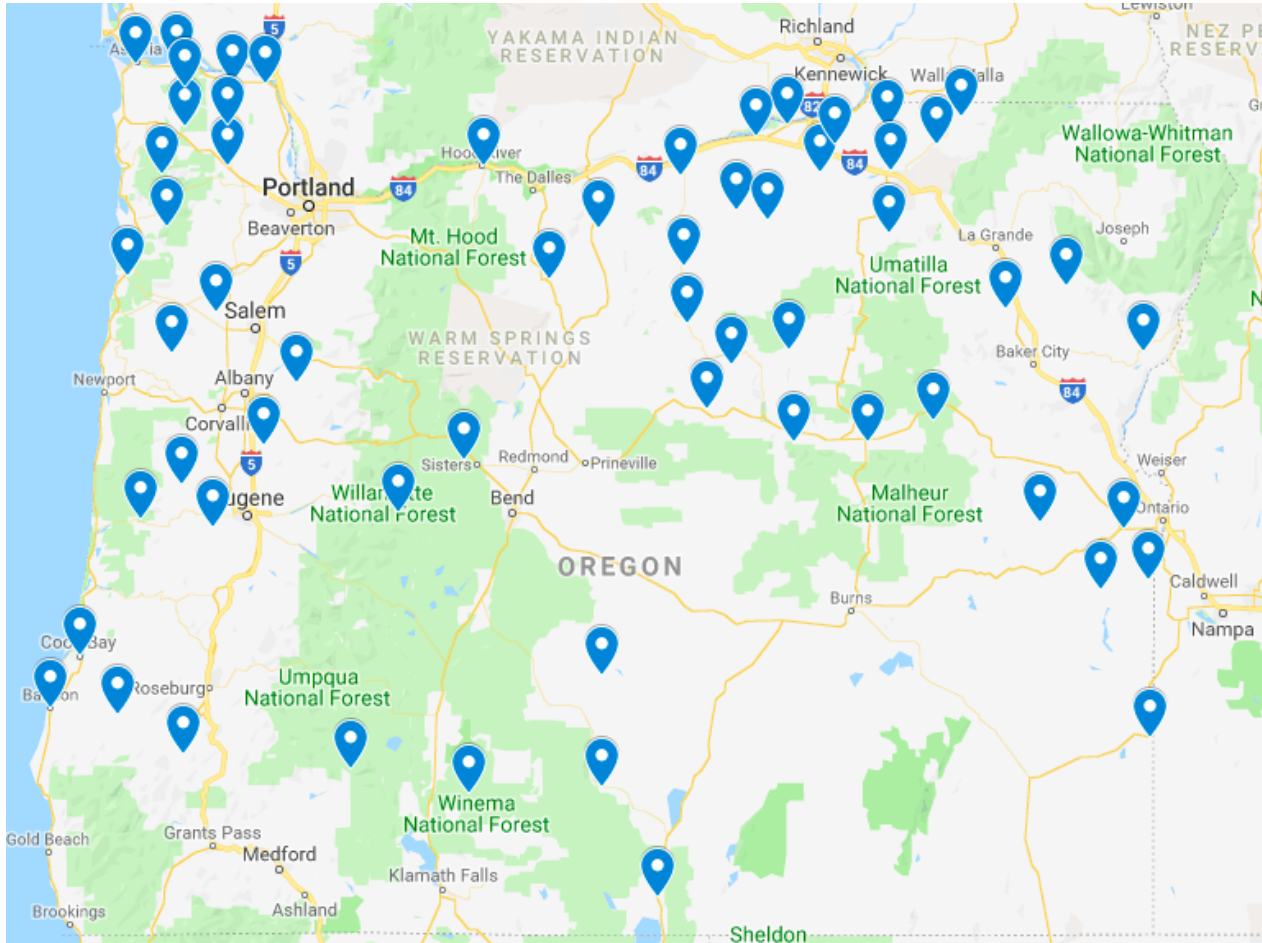
ORVSD by the Numbers

Enrollment & Demographics

Student Race/Ethnicity	2015-16	2016-17	2017-18
Hispanic Latino	56	44	34
MultiRacial	5	56	13
White	524	535	470
American Indian	9	38	9
Asian	1	7	9
African American	5	3	5
Pacific Islander	1	4	4
Total	601	687	544



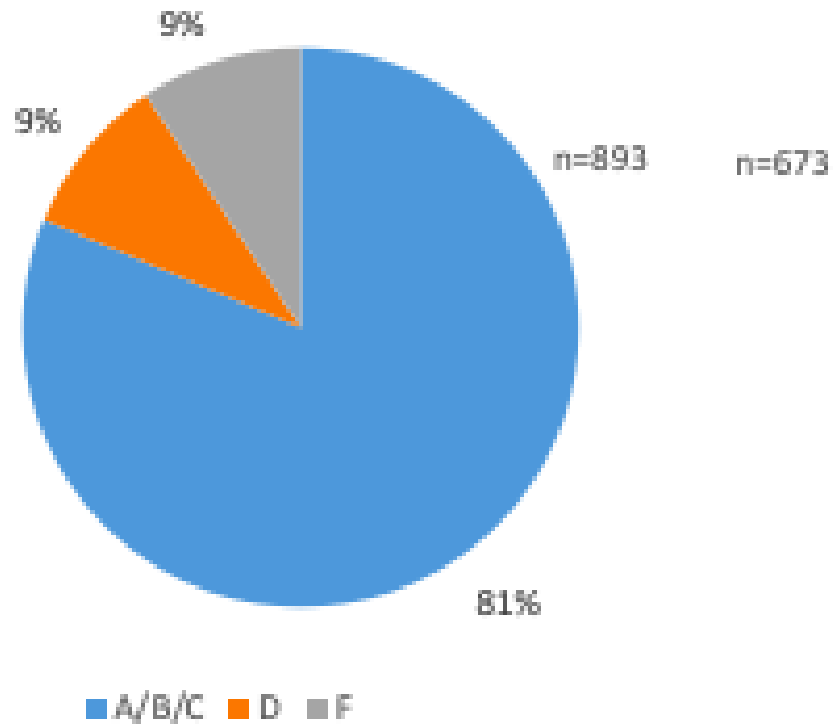
ORVSD Across the State



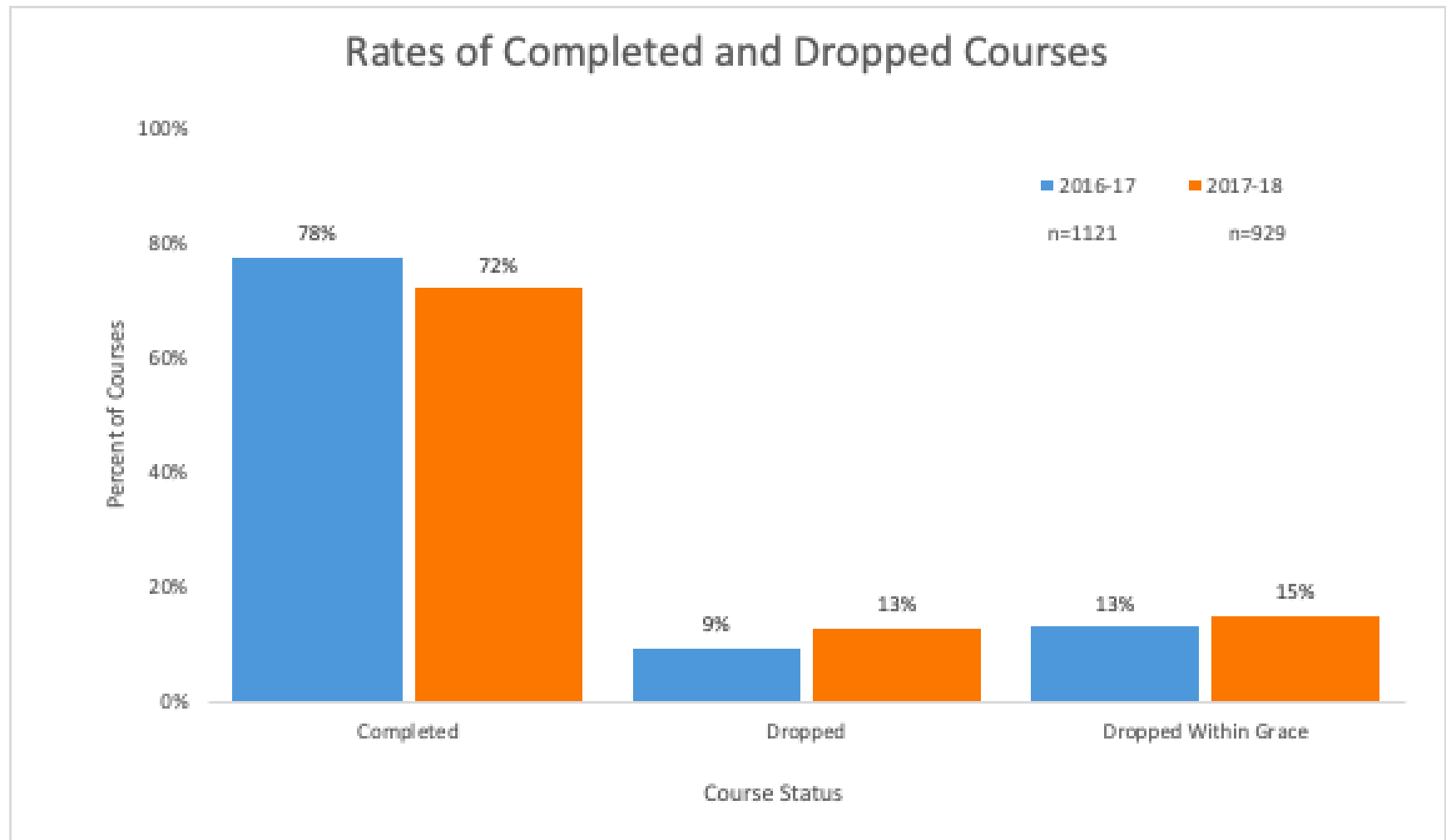
On average, ORVSD serves 500 students from 38 rural school districts each year. Each blue pin on the map represents a school district served within the past three years.

ORVSD Achievement

Percent of Overall Course Outcomes for ORVSD Students



ORVSD Achievement



Virtual Education in Public Charter Schools

- The public charter school sector has been a primary avenue for virtual innovation in Oregon.
- The first full-virtual, state-wide online schools started opening in the early 2000's.
- Virtual public charter schools now serve about 13,000 students in 19 schools.

What is a Public Charter School?

- Public School of Choice
- Authorized by Sponsor, usually School District Boards
- Semi-Autonomous in their operation and governance
- Granted some flexibility from traditional requirements
- Accountable to Performance Expectations



Virtual Public Charter School Distinctives

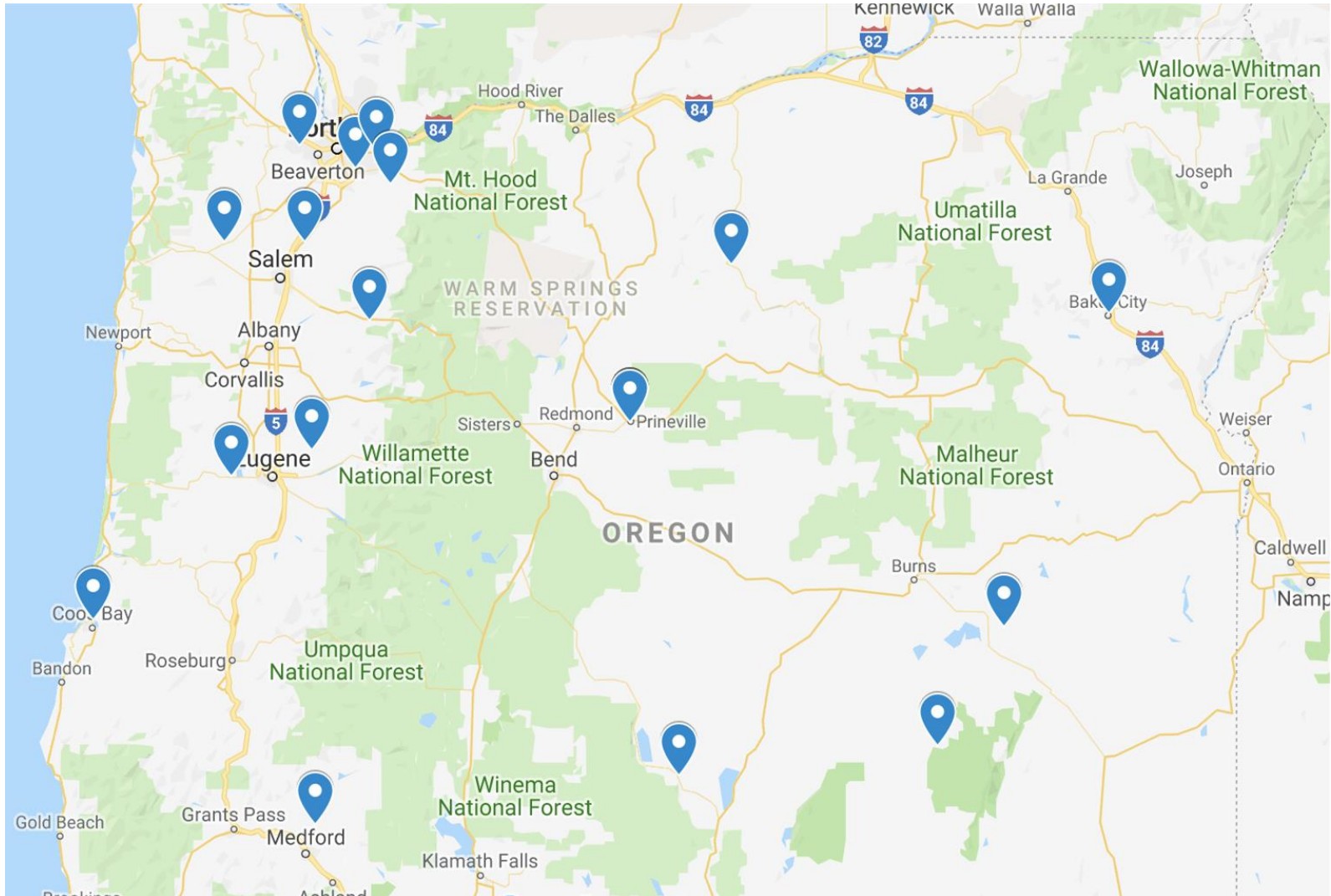
- Curriculum and instruction delivered electronically
- Teacher and students are in different physical locations
- Specific statutory requirements ORS 338.120

asynchronous = students can engage anytime, pre-recorded

synchronous = students engage with live lessons

- In-person meetings and annual regional activities
- Attendance calculated through teacher-student check-ins twice a week (minimum for full funding)

Oregon Virtual Public Charter Schools



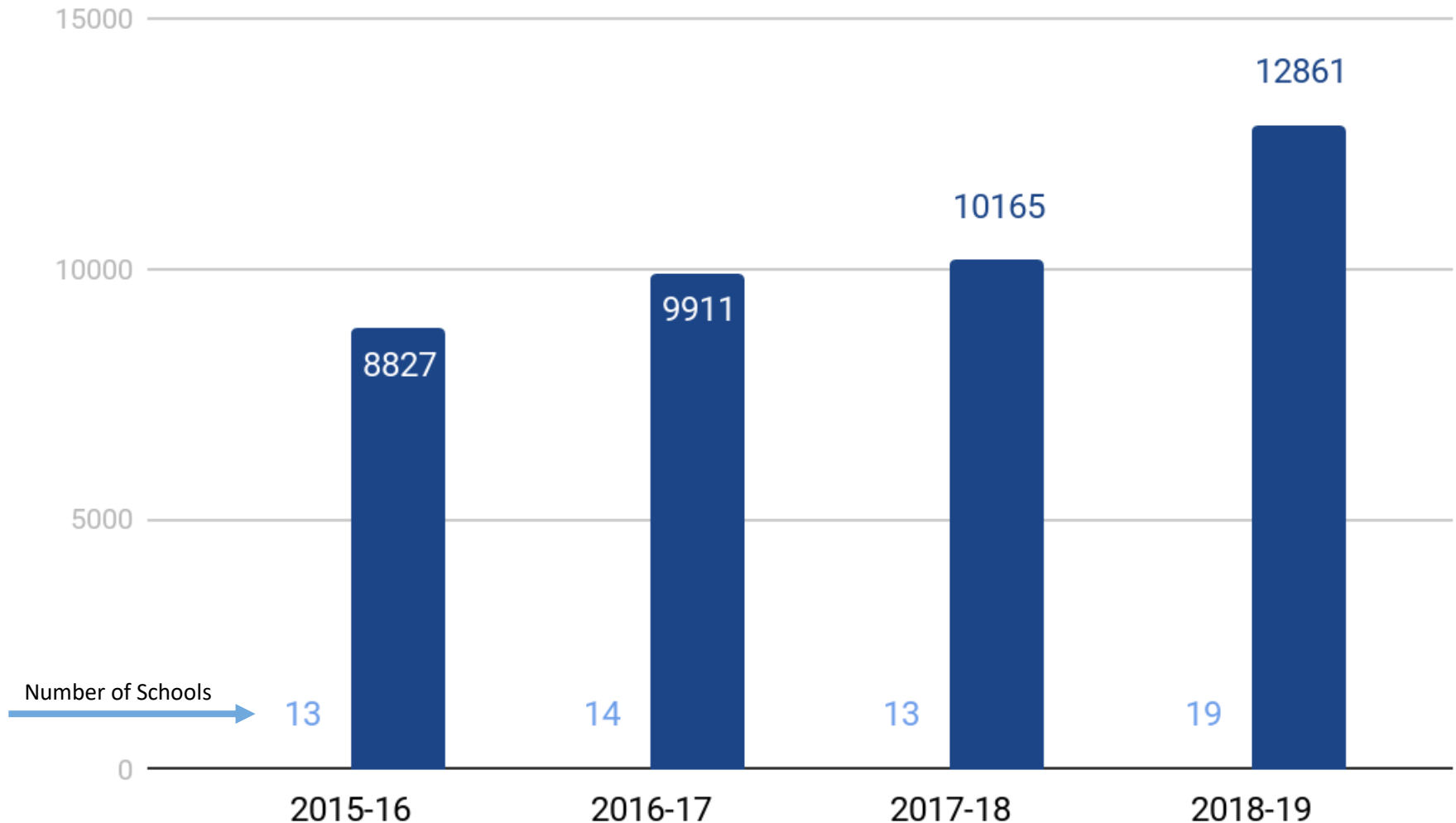
Oregon Virtual Public Charter Schools

School	District	Opened	Grades	Enrollment
Baker Web Academy	Baker SD 5J	2008	K-12	1,808
Cascade Virtual Academy	Mitchell SD	2018	K-8	69
Clackamas Web Academy	North Clackamas SD 12	2005	1-12	445
Crater Lake Charter Academy	Eagle Point SD 9	2014	K-12	292
Destinations Career Academy of Oregon	Mitchell SD 55	2018	9-12	38
Fossil Charter School	Fossil SD 21J	2007	K-12	755
Frontier Charter Academy	Gervais SD 1	2017	K-10	303
Insight School of Oregon-Painted Hills	Mitchell SD	2015	7-12	305
Metro East Web Academy	Gresham-Barlow SD 10J	2009	K-12	522
Oregon Connections Academy	Santiam Canyon SD	2015	K-12	3,886

Oregon Virtual Public Charter Schools

School	District	Opened	Grades	Enrollment
Oregon Family School	Harney County SD 4	2018	K-12	266
Oregon Virtual Academy	North Bend SD 13	2008	K-12	1,900
Oregon Virtual Education	Scio SD 95	2016	6-12	37
Paisley School	Paisley SD 11	2003	K-12	215
Sheridan AllPrep Academy	Sheridan SD 48J	2009	K-12	128
Silvies River Charter School	Frenchglen SD 16	2013	K-12	432
Summit Learning Charter	Estacada SD 108	2008	K-12	1,081
TEACH-NW	Marcola SD 79J	2019	K-12	306
West Lane Technology Learning Center	Fern Ridge SD 28J	2003	9-12	73

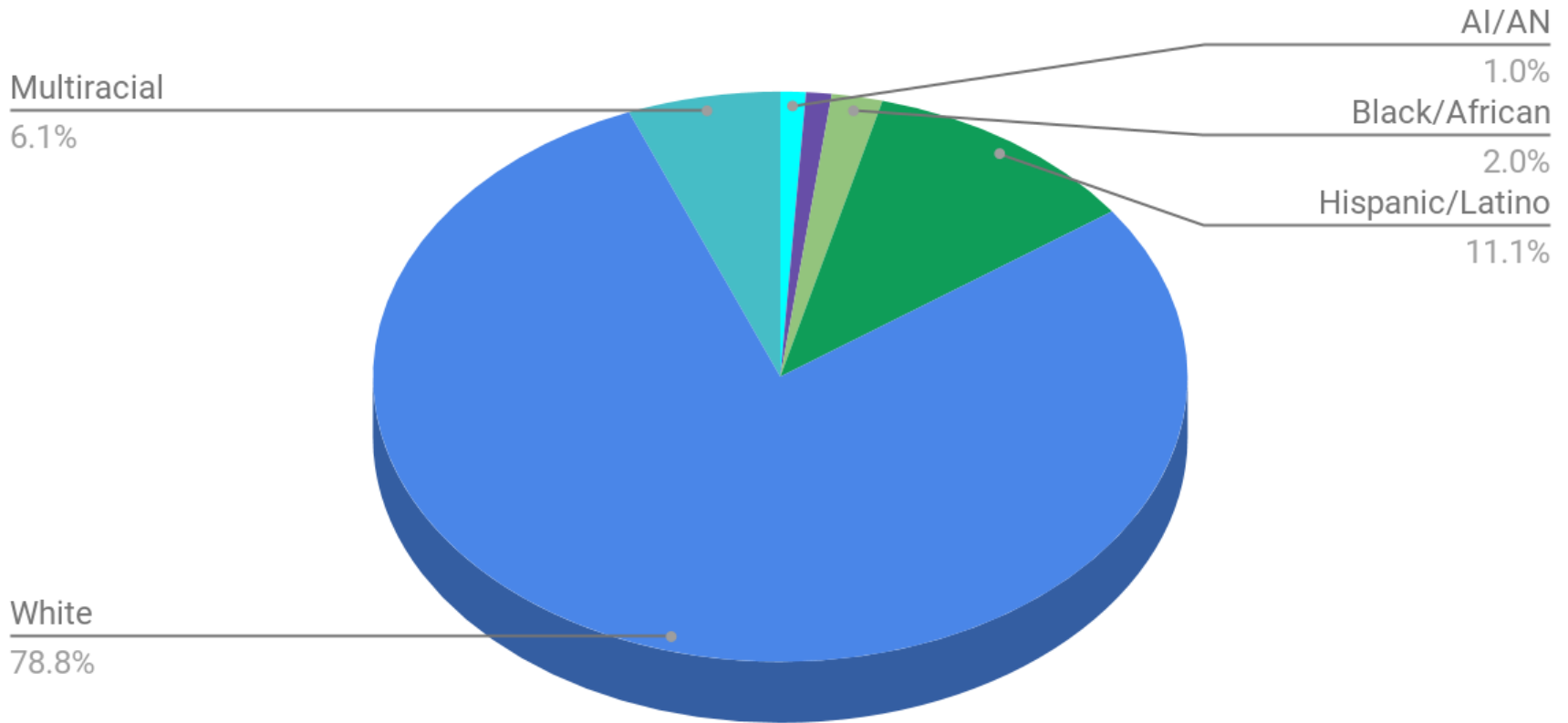
Virtual Public Charter School Enrollment



Enrollment taken from Fall Membership Reports

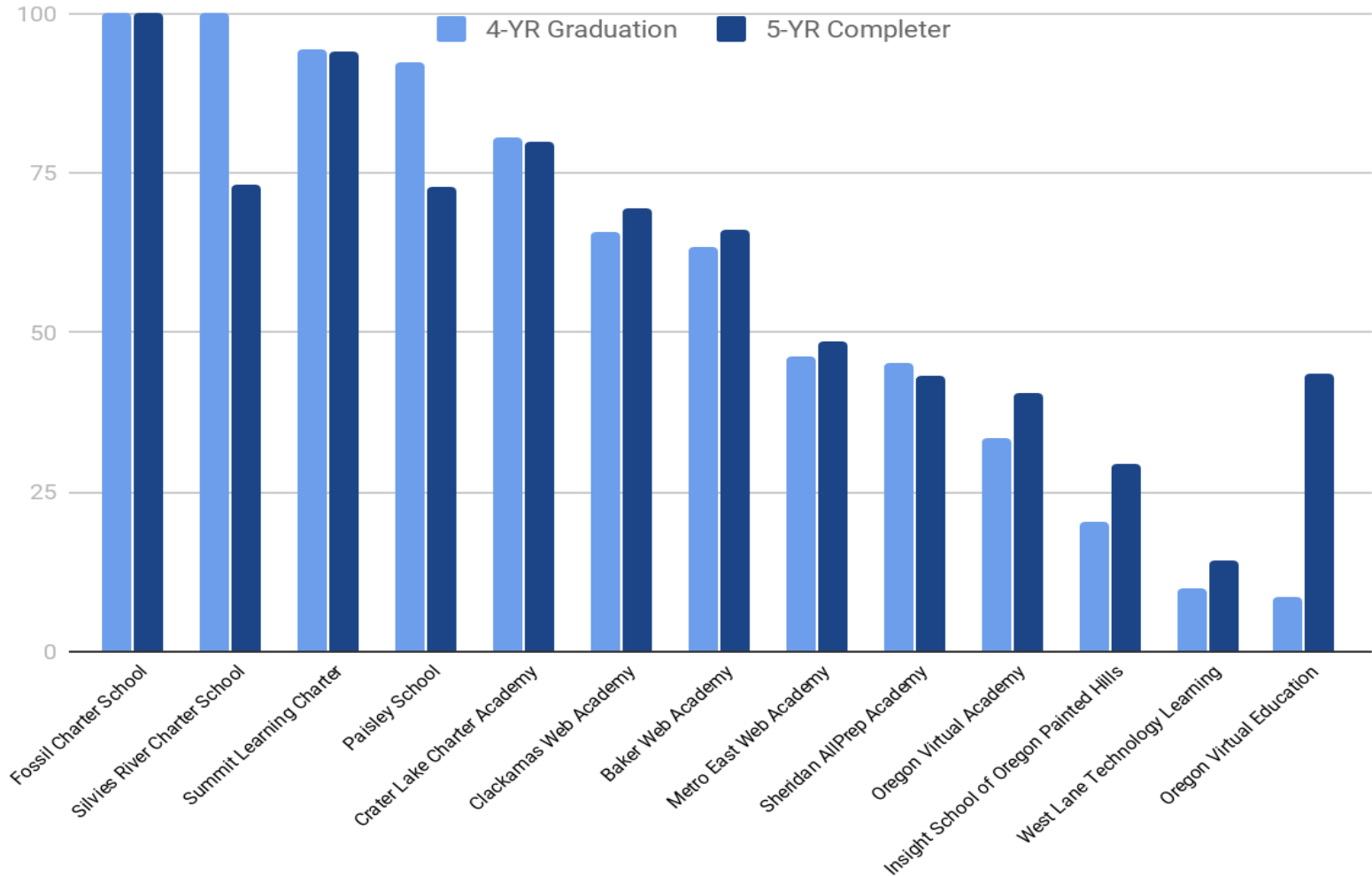
Virtual Public Charter School Demographics

2018-19



Demographic data in percentages taken from Fall Membership Reports

2017-18 Cohort Outcomes - Virtual Charters



Outcome data taken from Graduation Reports

Accelerated Learning Options

Commonly offered in Virtual Charter Schools:

- Advanced Placement (AP)
- Dual Credit in High School Courses
- Community College Enrollment

Each Virtual Charter School offers different options for students