

# Oregon Adverse Events from Vaccination 2009-2018

Data extracted from the National Vaccine Adverse Event Reporting System (VAERS)

<https://vaers.hhs.gov/data/datasets.html>

USA.gov

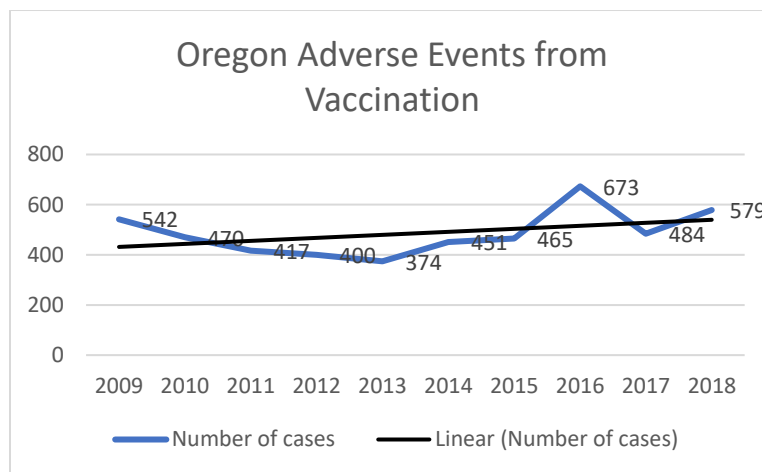
Centers for Disease Control and Prevention

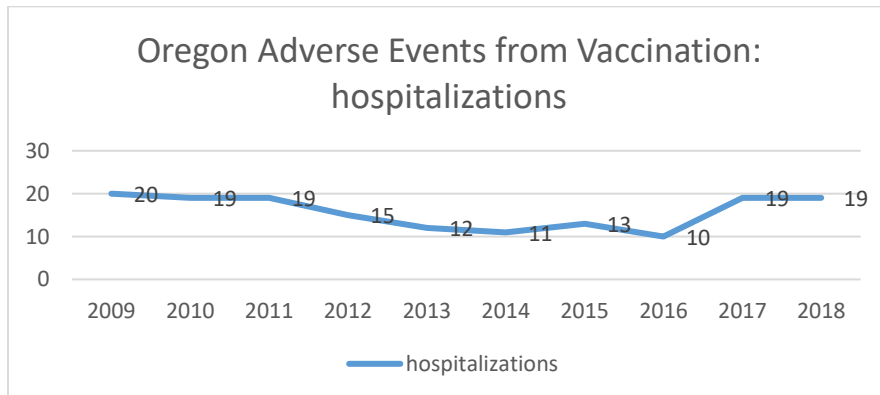
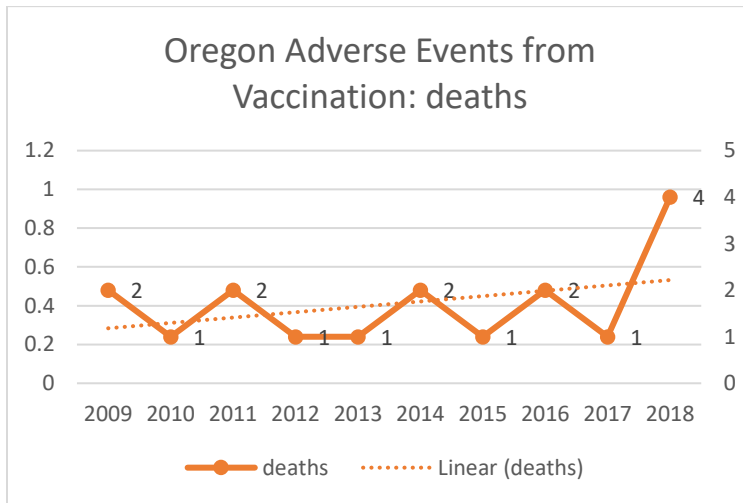
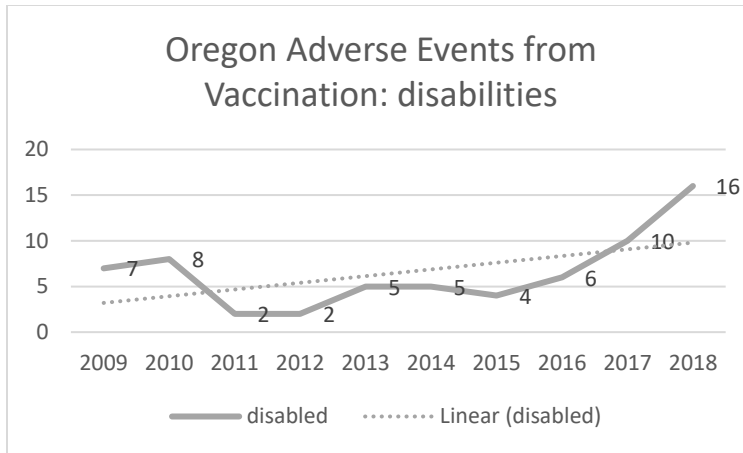
Food and Drug Administration

U.S. Department of Health & Human Services

Data extracted from VAERS reports

	2009	2010	2011	2012	2013	2014	2015	2016	2017	2018
Number of cases	542	470	417	400	374	451	465	673	484	579
deaths	2	1	2	1	1	2	1	2	1	4
disabled	7	8	2	2	5	5	4	6	10	16
life threatening reactions	7	10	8	5	10	10	4	4	10	4
hospitalizations	20	19	19	15	12	11	13	10	19	19
emergency room	147	149	125	132	108	124	122	128	59	10





### Oregon Adverse Events from Vaccination: life threatening reactions

