






















# Oregon's Top 20 Agricultural Commodities

1	 GREENHOUSE & NURSERY
2	 CATTLE & CALVES
3	 HAY
4	 MILK
5	 GRASS SEED
6	 WHEAT
7	 POTATOES
8	 PEARS
9	 GRAPES FOR WINE
10	 BLUEBERRIES
11	 ONIONS
12	 CHRISTMAS TREES
13	 HAZELNUTS
14	 CHERRIES
15	 HOPS
16	 DUNGENESS CRAB
17	 EGGS
18	 MINT
19	 APPLES
20	 CORN FOR GRAIN



**Oregon**  
Department  
of Agriculture

BASED ON 2017 DATA & ESTIMATES OF VALUE OF PRODUCTION from National Agricultural Statistics Service, Oregon Department of Agriculture, Oregon State University, and the Oregon Department of Fish & Wildlife. This is not a ranking compared to other U.S. states. More stats online: <https://oda.direct/AgFactsFigures>  
www.oregon.gov/ODA - info@oda.state.or.us - Created 8/2018