







OREGON MOPED, MOTORIZED SCOOTER, POCKET BIKE GUIDE

| DESCRIPTION | MIN. AGE | LICENSE | REGISTRATION | INSURANCE | HELMET | PASSENGER | LIGHTS | MAX. CAPABLE SPEED | MAX. ALLOWED SPEED | RIDE ON SIDEWALK | RIDE ON BIKE PATH/LANE | RIDE IN CROSSWALK | POSSIBLE DUJI | OREGON VEHICLE CODE |
|---|---|--------------|--------------|------------|------------|-------------------|--------------------|--------------------|--------------------|------------------------|-------------------------------|-------------------|---------------------|--|
| ELECTRIC SCOOTER GAS SCOOTER | 16 | NO | NO | NO | YES | NO | YES | 24 MPH | 15 MPH | NO | YES | NO | YES | 801.348 811.440 814.510 814.512 814.518 814.520 814.524 814.534 |
|  | <p>Gas – Maximum displacement = 35cc Electric – Maximum output = 1000 watts Approved lighting must be used when operating under limited visibility. Not capable of going faster than 24 mph on level ground. Use may be restricted by local jurisdictions.</p> | | | | | | | | | | | | | |
| POCKET BIKE MINI MOTORCYCLE | – | – | – | – | – | – | – | – | – | – | – | – | YES | 801.360 814.200 814.260 814.269 814.310 814.320 |
|  | <p>Can operate only on private property with owner's permission. No regulations are listed as these are not legal to operate on highways or premises open to the public. Since they are considered a motor vehicle you will be subject to any number of violations if you operate on public roadways or premises open to the public. These are not motor assisted scooters because the engine is more than 35 cc and can go faster than 24 mph on level ground. They do not meet federal safety standards so they can not be a motorcycle or moped.</p> | | | | | | | | | | | | | |
| MOPED | 16 | YES | YES | YES | YES | NO | YES | 30 MPH | – | NO | ONLY UNDER HUMAN POWER | NO | YES | 801.345 811.440 814.200 814.260 814.310 814.320 |
|  | <p>If it has a combustion engine, the engine must be 35.01 to 50cc. Must be unable to travel more than 30 mph on a level road surface. Must not require clutching or shifting by the operator after the power drive system is engaged. Requires a driver license to operate (but not a motorcycle endorsement). Requires registration and insurance to operate on public roadways and premises open to the public. If the vehicle exceeds either maximum capable speed or engine size, it is a motorcycle.</p> | | | | | | | | | | | | | |
| SEGWAY | 16 | NO | NO | NO | NO | NO | YES | 15 MPH | 15 MPH | YES | YES | YES | YES | 801.259 811.440 814.554 814.550 |
|  | <p>Is an electric personal assistive mobility device. Can operate in bicycle lanes and paths, sidewalks and highways with speed limits of 35 mph or less, unless local laws limit uses. (Subject to any applicable provisions.) Maximum speed is 15 mph. Approved lighting must be used when operating under limited visibility.</p> | | | | | | | | | | | | | |
| ELECTRIC ASSISTED BICYCLE | 16 | NO | NO | NO | NO | RESTRICTED | YES | 20 MPH | – | NO | YES | YES | YES | 801.258 807.020 814.400 815.280 |
|  | <p>Is considered a bicycle, rather than a motor vehicle, for purposes of the Oregon Vehicle Code, except when otherwise specifically provided by statute. Has fully operative pedals for human propulsion and an electric motor with power output not more than 1,000 watts. Not capable of going faster than 20mph on level ground. Approved lighting must be used when operating under limited visibility.</p> | | | | | | | | | | | | | |
| BICYCLE | – | NO | NO | NO | YES | RESTRICTED | YES | – | – | YES | YES | YES | YES | 801.150 814.400 815.280 814.410 |
|  | <p>Every person riding a bicycle upon a public way is subject to the provisions applicable to and has the same rights and duties as the driver of any other vehicle concerning operating on highways, vehicle equipment and abandoned vehicles—with limited exceptions. Approved lighting must be used when operating under limited visibility.</p> | | | | | | | | | | | | | |
| DESCRIPTION | LICENSE | REGISTRATION | INSURANCE | HELMET | PASSENGER | LIGHTS | MAX. CAPABLE SPEED | MAX. ALLOWED SPEED | RIDE ON SIDEWALK | RIDE ON BIKE PATH/LANE | RIDE IN CROSSWALK | POSSIBLE DUJI | OREGON VEHICLE CODE | |

For questions regarding operator traffic violations and operation of one of these types of vehicles with a suspended driving privilege, contact law enforcement.