



IMPACT OF COVID-19 ON VETERANS' PROGRAMS AND FUNDING

Senate Interim Committee on Veterans and Emergency Preparedness | 21 September 2020

Presented by ODVA Director Kelly Fitzpatrick



FEDERAL VA EXPENDITURES IN OREGON

300,573

Oregon Veteran Population

\$3.18 Billion

Total FY 19 VA Expenditures in Oregon



\$1.4 Billion

Health Care Expenditures



\$1.52 Billion

Disability Compensation and Pension Payments

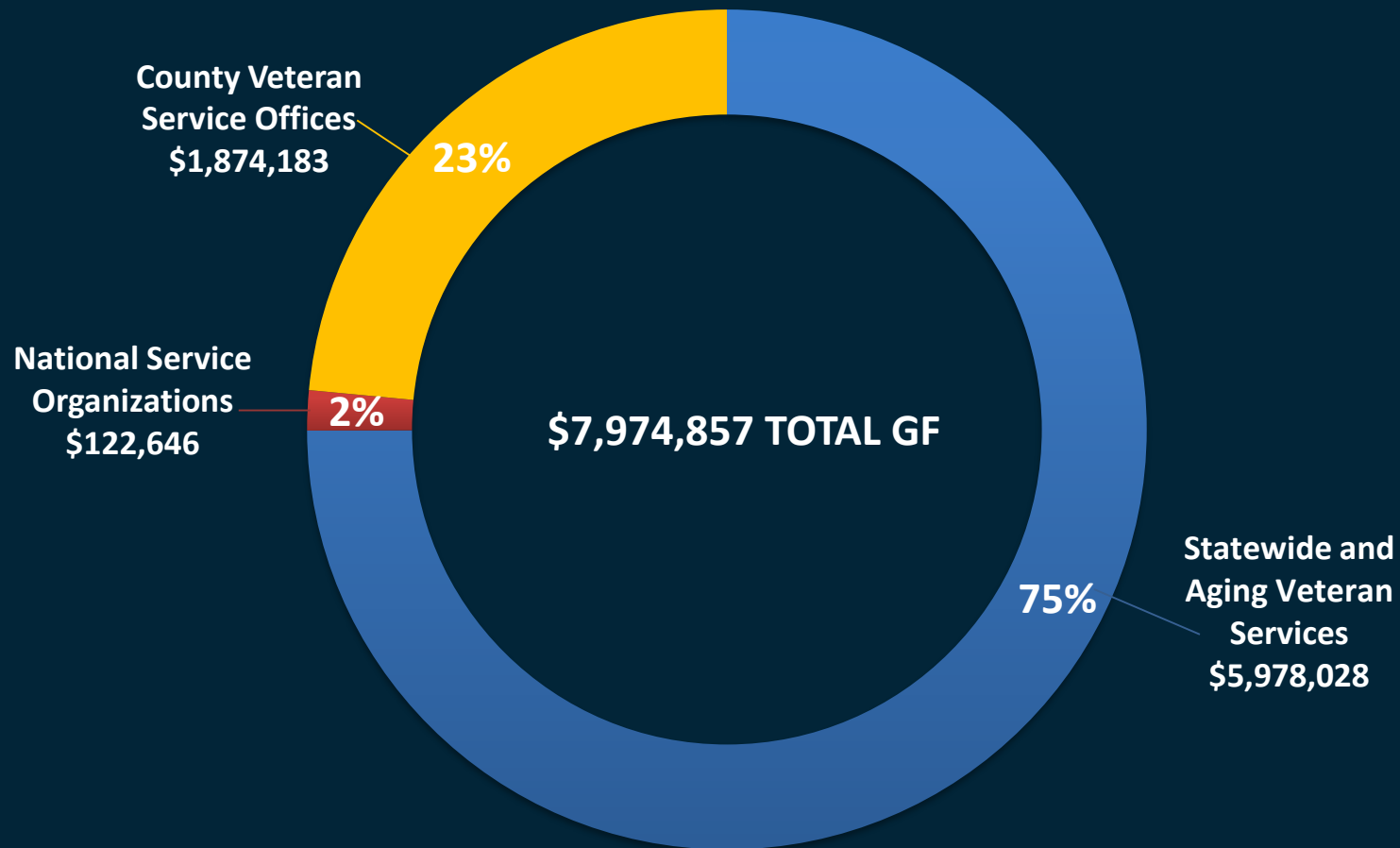


\$160 Million

Education Payments

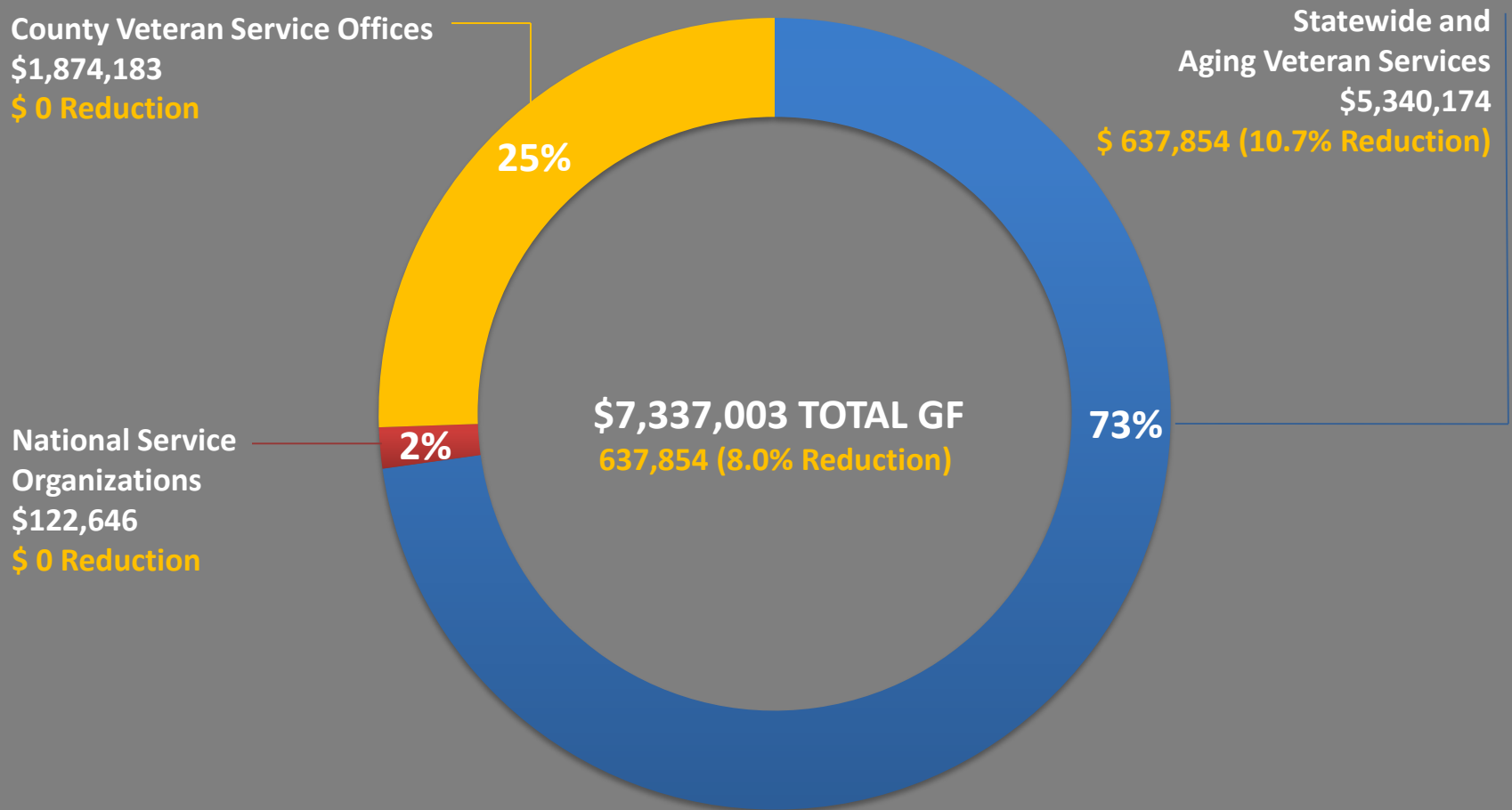


2019-21 GENERAL FUND BUDGET PRE-REDUCTION





2019-21 GENERAL FUND BUDGET POST-REDUCTION





2019-21 GENERAL FUNDS REDUCTION

10.7% REDUCTION (\$637,854)

ODVA OPERATIONS

- Savings from previously vacant positions
- Savings from maintaining a currently vacant position unfilled
- Reduction in funding for services and supplies (i.e., travel, outreach, office supplies)

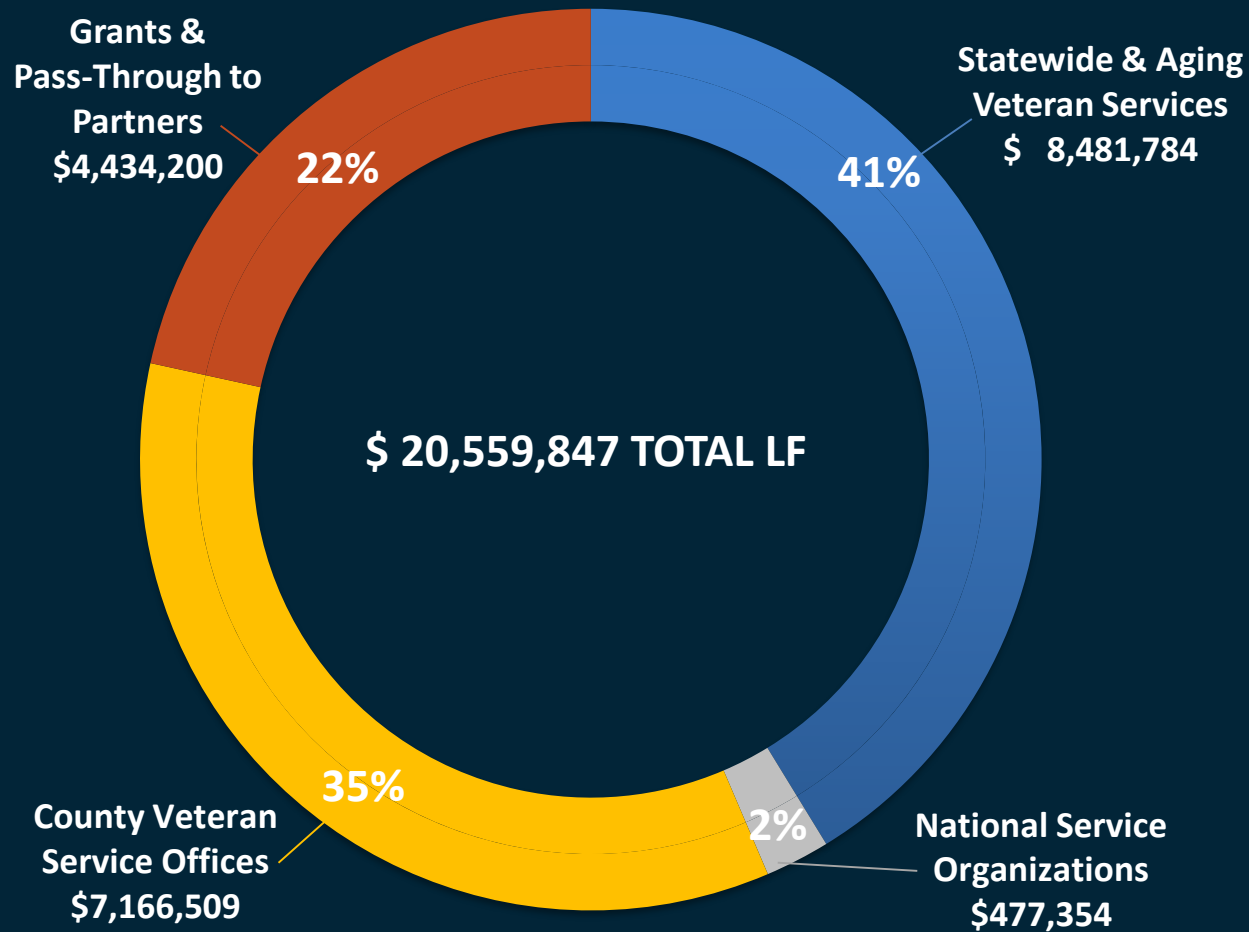
0% REDUCTION (\$0)

VETERAN SERVICES PASS-THROUGH

- County Veteran Service Offices (\$0)
- National Service Offices (\$0)

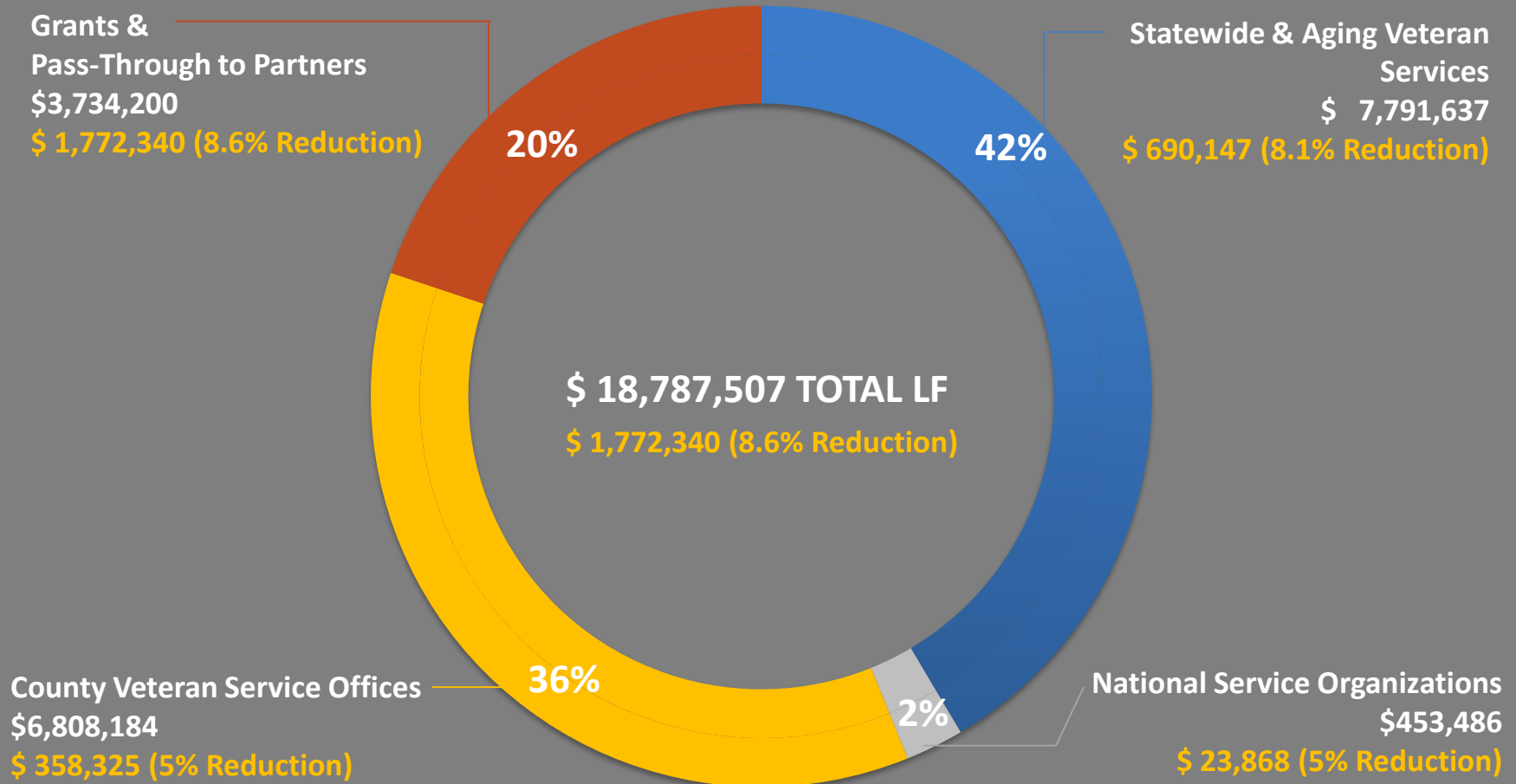


2019-21 LOTTERY FUND BUDGET PRE-REDUCTION





2019-21 LOTTERY FUND BUDGET POST-REDUCTION





2019-21 LOTTERY FUNDS REDUCTION

8.1% REDUCTION (\$690,147)

ODVA OPERATIONS

- Savings from previously vacant positions
- Reduction in funding for services and supplies (i.e., travel, outreach, office supplies)
- Delaying implementation of Conservatorship IT project to 2021-23 biennium

15.8% REDUCTION (\$700,000)

GRANTS AND PASS-THROUGH TO PARTNERS

- Veterans Services Grant (\$500,000)
- Campus Veteran Resource Grant (\$100,000)
- Tribal Veteran Pass-Through (\$100,000)

5.0% REDUCTION (\$382,193)

VETERAN SERVICES PASS-THROUGH

- County Veteran Service Offices (\$358,325)
- National Service Offices (\$23,868)



BLENDING 2019-21 GENERAL FUND AND LOTTERY FUND BUDGET

Lottery Funds (Reduced by 8.6%)

Program Area	Pre-Reduction	Post-Reduction	Reduction
Statewide & Aging Veteran Services	\$ 8,481,784	\$ 7,791,637	\$ 690,147 (8.1%)
National Service Organizations	\$ 477,354	\$ 453,486	\$ 23,868 (5%)
County Veteran Service Offices	\$ 7,166,509	\$ 6,808,184	\$ 358,325 (5%)
Grants & Pass-Through to Partners	\$ 4,434,200	\$ 3,734,200	\$ 700,000 (15.8%)
	\$ 20,559,847	\$ 18,787,507	\$ 1,772,340 (8.6%)

General Funds (Reduced by 8.0%)

Program Area	Pre-Reduction	Post-Reduction	Reduction
Statewide & Aging Veteran Services	\$ 5,978,028	\$ 5,340,174	\$ 637,854 (10.7%)
National Service Organizations	\$ 122,646	\$ 122,646	\$ -
County Veteran Service Offices	\$ 1,874,183	\$ 1,874,183	\$ -
Grants & Pass-Through to Partners	\$ -	\$ -	\$ -
	\$ 7,974,857	\$ 7,337,003	\$ 637,854 (8.0%)

OREGON WOMEN VETERANS

WE ARE MORE THAN 28,000 OREGON STRONG.
WE ARE MOTHERS, SISTERS, FRIENDS, PARTNERS, AND WIVES.
WE ARE ADVOCATES, BOSSES, STUDENTS, AND SURVIVORS.
WE ARE ALL ERAS AND BRANCHES OF SERVICE.
WE ARE WOMEN. WE ARE VETERANS.

WE ARE NOT INVISIBLE





WOMEN VETERANS BY THE NUMBERS

2 million

Number of women veterans in the US

27,511

Estimated number of women veterans in Oregon

9.2%

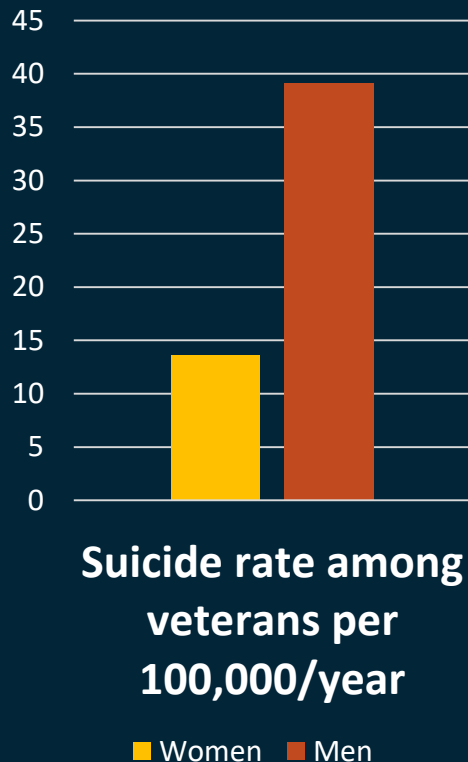
Percentage of Oregon veteran population who are women

15%

As the fastest growing demographic of veterans in Oregon, it is estimated that women veterans will comprise 15% of the population by 2035



WOMEN VETERAN SUICIDE



The 2017 rate of suicide among women veterans was 16.8 per 100,000.

The rate of suicide among male veterans was 39.1 per 100,000.



WOMEN VETERANS V. NON-VETERAN WOMEN

In 2017 women veterans died by suicide at more than twice the rate of non-veteran women.

Women veterans use firearms as their method of suicide 12% more often than non-veteran women.



RESOURCES FOR VETERANS IN CRISIS

ODVA Website: Resources for Veterans in Crisis

<https://www.oregon.gov/odva/Resources/Pages/Veterans-in-Crisis.aspx>





Definition of Military Sexual Trauma (MST)

“Psychological trauma, which in the judgment of a VA mental health professional, resulted from a physical assault of a sexual nature, battery of a sexual nature, or sexual harassment which occurred while the Veteran was serving on active duty, active duty for training, or inactive duty training.”

Sexual harassment is further defined as **“...repeated, unsolicited verbal or physical contact of a sexual nature which is threatening in character.”**

Title 38 U.S. Code 1720D





MILITARY SEXUAL TRAUMA (MST)



**1 in 4
WOMEN VETERANS
HAVE EXPERIENCED
MST**

- The rate of suicide is higher among women who acknowledge experiencing MST.
- Veterans are unlikely to disclose that they experienced MST without being asked.
- Veterans who have experienced MST are frequently diagnosed with depression, other mood disorders, and substance use disorders.

WE ARE MORE THAN 28,000 OREGON STRONG.
WE ARE MOTHERS, SISTERS, FRIENDS, PARTNERS, AND WIVES.
WE ARE ADVOCATES, BOSSES, STUDENTS, AND SURVIVORS.
WE ARE ALL ERAS AND BRANCHES OF SERVICE.
WE ARE WOMEN. WE ARE VETERANS.

WE ARE NOT INVISIBLE





ADDITIONAL INFORMATION: ODVA WEBSITE

- **ODVA Home Page**
www.oregon.gov/odva
- **Resources for Oregon Women Veterans**
<https://www.oregon.gov/odva/Resources/Pages/Women-Veterans.aspx>
- **Resources for Veterans in Crisis**
<https://www.oregon.gov/odva/Resources/Pages/Veterans-in-Crisis.aspx>
- **ODVA COVID Veteran Resource Navigator**
www.oregon.gov/odva/COVID/Pages/default.aspx





LOTTERY FUND GRANT FUNDING POST-REDUCTION

Veteran Services Grant Fund	\$ 570,900
Campus Veteran Grant Fund	\$ 900,000
Veteran Educational Bridge Grant	\$ 300,000
Rural Veterans Healthcare Transportation Grant	\$ 500,000
Affordable Housing Grant	\$ 1,000,000
Pass-through to Tribes	\$ 100,000
Suicide Prevention & Crisis Line	<u>\$ 363,300</u>
	\$ 3,734,200



ODVA PASS THROUGH FUNDING TO COUNTIES

County	Year 1 (FY 20) Distribution	Year 2 (FY 21) Distribution	County	Year 1 (FY 20) Distribution	Year 2 (FY 21) Distribution
BAKER	84,752	78,034	LAKE	77,847	71,676
BENTON	109,687	100,992	LANE	271,085	249,596
CLACKAMAS	269,398	248,043	LINCOLN	108,559	99,954
CLATSOP	98,635	90,816	LINN	151,860	139,822
COLUMBIA	105,788	97,402	MALHEUR	85,578	78,794
COOS	121,360	111,740	MARION	221,709	204,134
CROOK	88,138	81,151	MORROW	78,054	71,867
CURRY	93,047	85,671	MULTNOMAH	341,691	314,606
DESCHUTES	172,614	158,931	POLK	117,251	107,957
DOUGLAS	159,371	146,738	SHERMAN	34,473	31,740
GILLIAM	34,751	31,996	TILLAMOOK	88,700	81,669
GRANT	77,151	71,036	UMATILLA	109,503	100,823
HARNEY	76,672	70,594	UNION	86,800	79,919
HOOD RIVER	80,849	74,440	WALLOWA	76,940	70,841
JACKSON	206,351	189,994	WASCO	89,186	82,116
JEFFERSON	83,923	77,271	WASHINGTON	302,834	278,829
JOSEPHINE	130,896	120,520	WHEELER	34,293	31,575
KLAMATH	124,347	114,490	YAMHILL	126,253	116,245
			Grand Total	4,520,346	4,162,021