



Ranked Choice Voting Presentation
Pedro Hernandez, Senior Policy Coordinator

CURRENT ELECTORAL SYSTEM

(WINNER-TAKE-ALL)

2020 DEMOCRATIC
PRESIDENTIAL PRIMARIES

Choose
one

Joe Biden

☐

Michael Bloomberg

☐

Cory Booker

☐

Sherrod Brown

☐

Pete Buttigieg

☐

Julian Castro

☐

John Delaney

☐

Tulsi Gabbard

☐

Kirsten Gillibrand

☐

Kamala Harris

☐

John Hickenlooper

☐

Amy Klobuchar

☐

Jeff Merkley

☐

Beto O'Rourke

☐

Bernie Sanders

☐

Eric Swalwell

☐

Elizabeth Warren

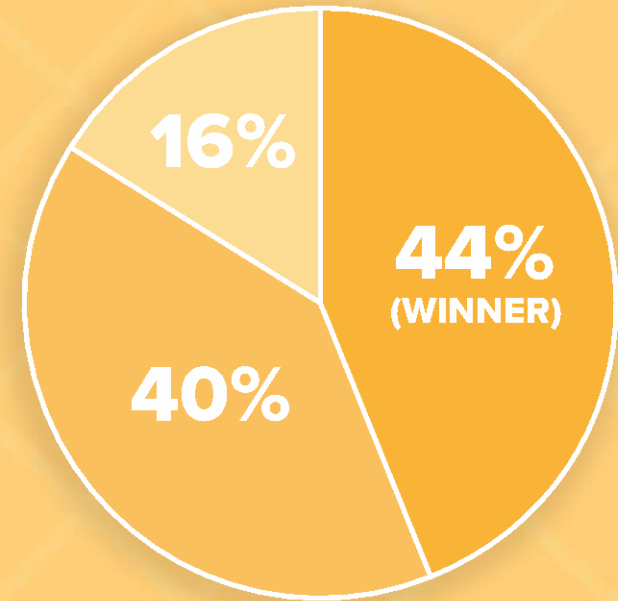
☐

Andrew Yang

☐










PROBLEMS WITH OUR – CURRENT SYSTEM –

- Limited voter choice
- Vote-splitting & strategic voting
- Non-majority winners
- Low turnout runoff elections



THE SOLUTION?

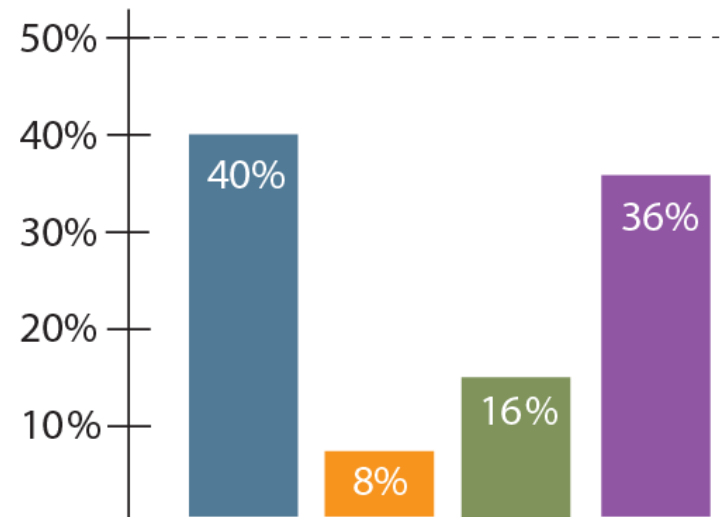
RANKED CHOICE VOTING

	1	2	3
ADAMS			
BROWN			
CASTRO			

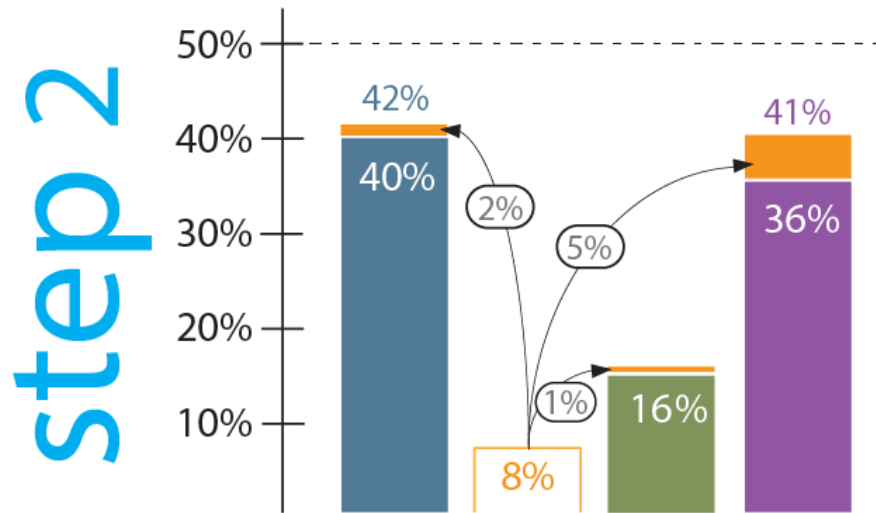
HOW IT WORKS (SINGLE-WINNER!)

step 1

All 1st choices on the ballots are counted. Did a candidate receive 50%+1 votes? If yes, then they win.



HOW IT WORKS

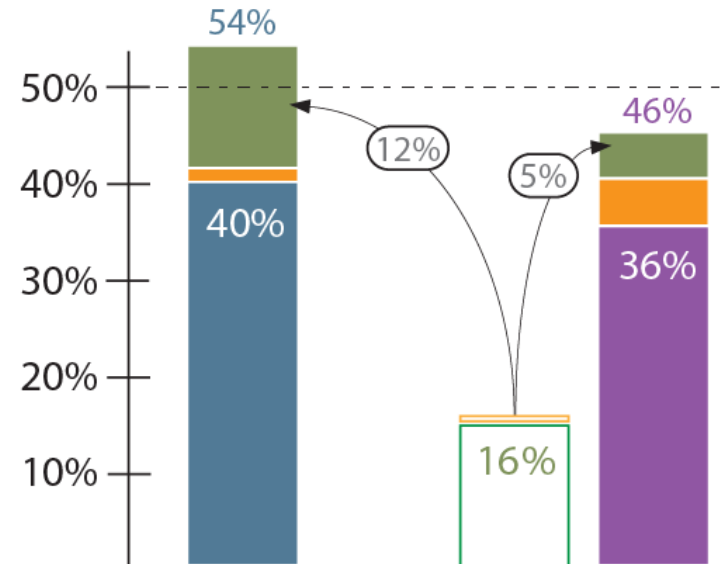


If not, the candidate with the fewest 1st choices is defeated. The ballots for that candidate go to those voters' 2nd choices. (Note: ONLY the defeated candidate's ballots go to their next choice. Ballots cast for all other candidates continue to count for those candidates.)

HOW IT WORKS

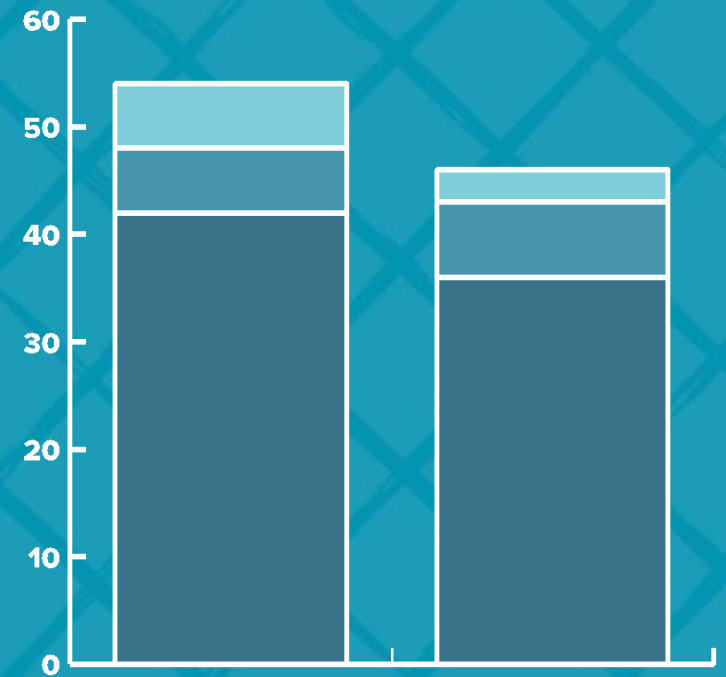
step 3

Did a candidate receive 50%+1 votes? If yes, then they win. If not, repeat Step 2.



— BENEFITS OF — RANKED CHOICE VOTING

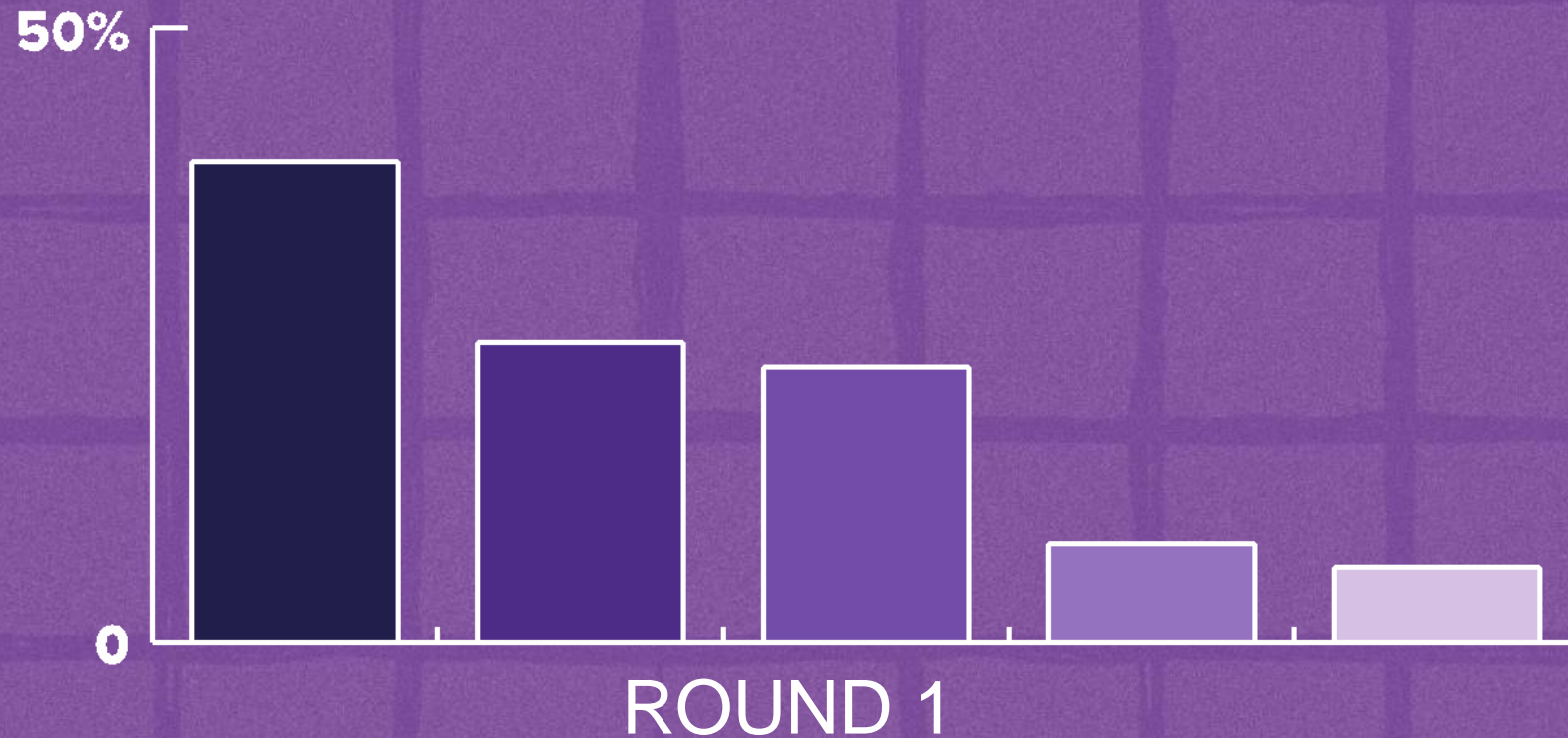
- MORE CHOICES
- ELIMINATES SPOILER EFFECT
- MAJORITY WINNERS
- CIVIL CAMPAIGNS
- SAVINGS (when eliminating a runoff)




San Francisco Ballot

DISTRICT ATTORNEY 地方檢察官	1 1st Choice 第一選擇	2 2nd Choice 第二選擇	3 3rd Choice 第三選擇	4 4th Choice 第四選擇
CHESA BOUDIN / 博徹思 Deputy Public Defender 副公共辯護律師	<input type="radio"/> ¹	<input type="radio"/> ²	<input type="radio"/> ³	<input type="radio"/> ⁴
SUZY LOFTUS / 樂素詩 Legal Counsel 法律顧問	<input type="radio"/> ¹	<input type="radio"/> ²	<input type="radio"/> ³	<input type="radio"/> ⁴
LEIF DAUTCH / 李多福 Deputy Attorney General 副總檢察長	<input type="radio"/> ¹	<input type="radio"/> ²	<input type="radio"/> ³	<input type="radio"/> ⁴
NANCY TUNG / 湯曉慧 Deputy District Attorney 副地方檢察官	<input type="radio"/> ¹	<input type="radio"/> ²	<input type="radio"/> ³	<input type="radio"/> ⁴
	<input type="radio"/> ¹	<input type="radio"/> ²	<input type="radio"/> ³	<input type="radio"/> ⁴


CASE STUDY: SANTA FE MAYORAL ELECTION 2018



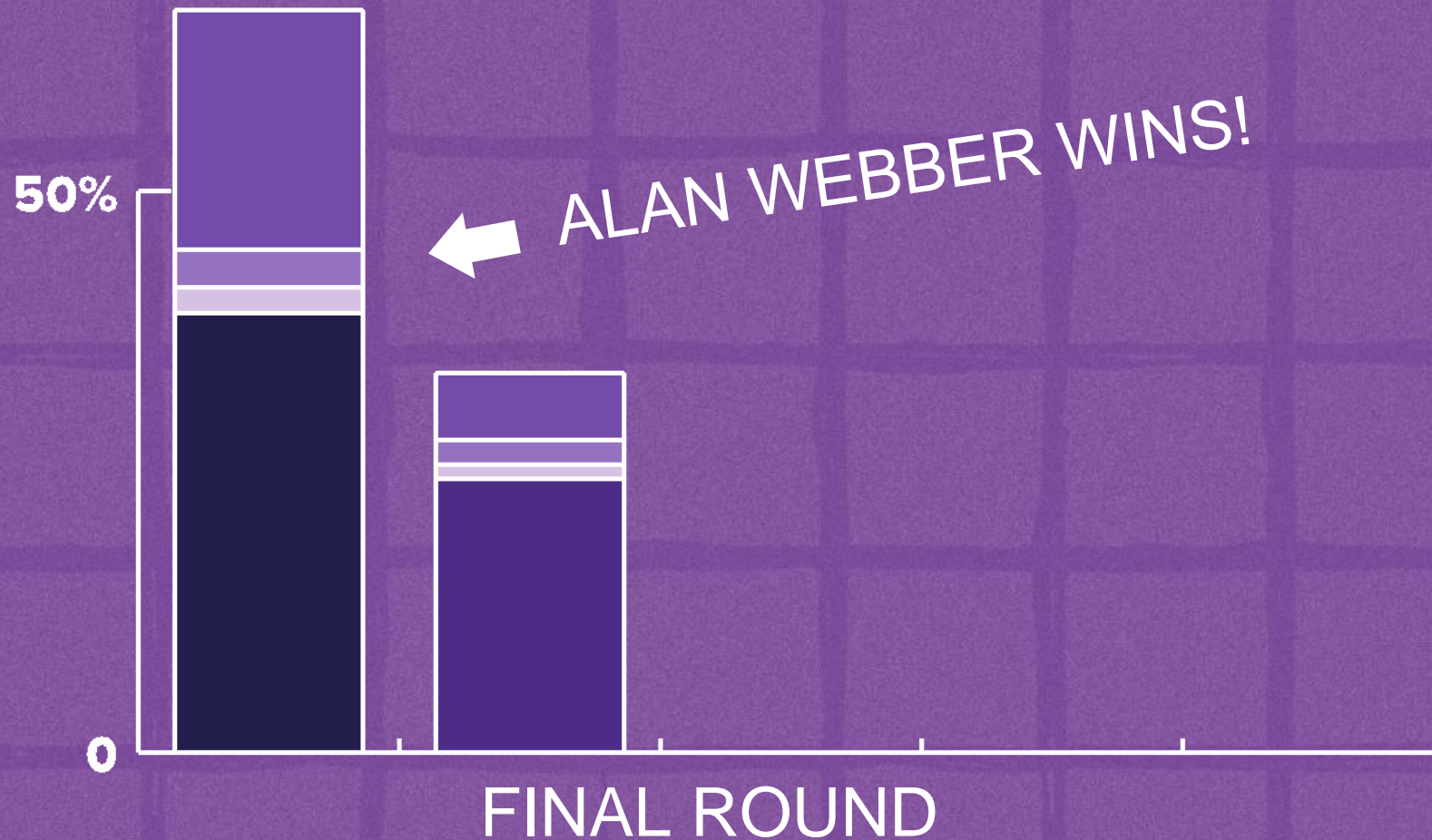
CASE STUDY: SANTA FE MAYORAL ELECTION 2018



CASE STUDY: SANTA FE MAYORAL ELECTION 2018



CASE STUDY: SANTA FE MAYORAL ELECTION 2018



VOTER UNDERSTANDING

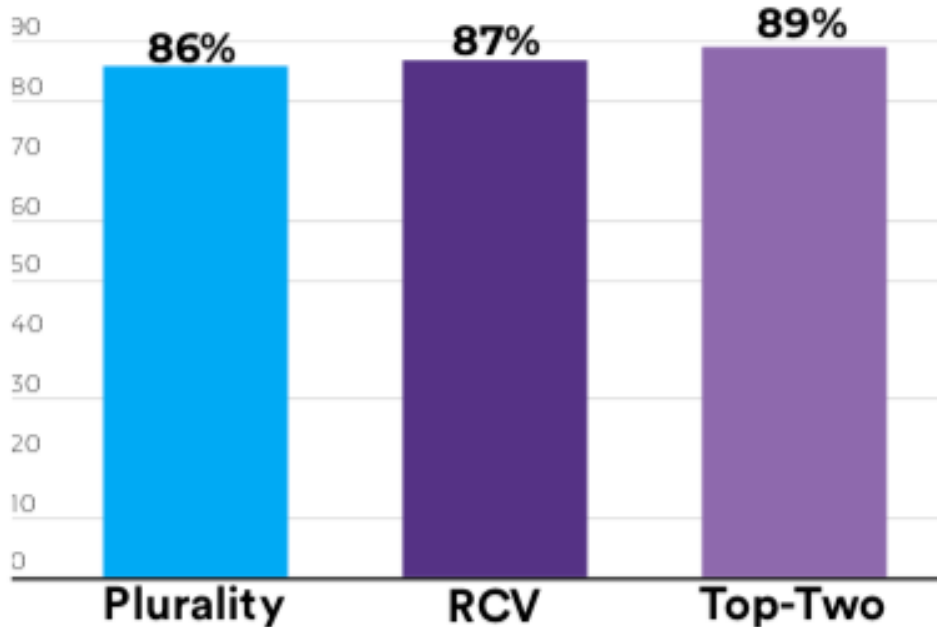
- Studies show majority of voters knew about RCV, understood it, and used it to rank their preferences.*
 - After having used it, most said they preferred it to the former Runoff system.
- When likely voters in cities using RCV were asked "When you voted in the recent election, how easy was it to understand the voting instructions?"**
 - 2013 Survey: overwhelming majority (90%) in RCV cities found the RCV ballot easy to understand.
 - Similarly, 89% of respondents in RCV cities in California found the RCV ballot easy to understand.

*Francis Neely, Lisel Blash, and Corey Cook Study

**Eagleton Poll with Professors Tolbert and Donovan

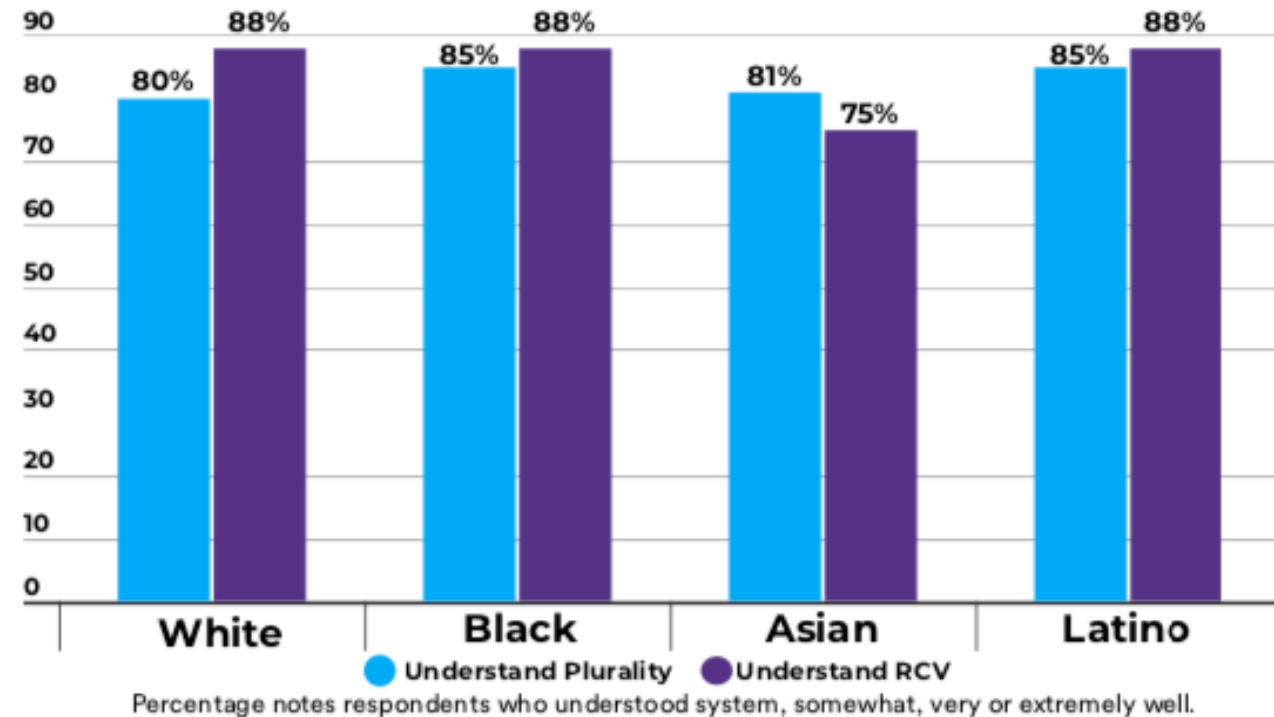
VOTER UNDERSTANDING

Self Reported Understanding of Election Systems (2019 Study)



¹ Donovan, T., Tolbert, C. and Gracey, K. (2019), Self-Reported Understanding of Ranked-Choice Voting. *Social Science Quarterly*, 100: 1768-1776. doi:10.1111/ssqu.12651

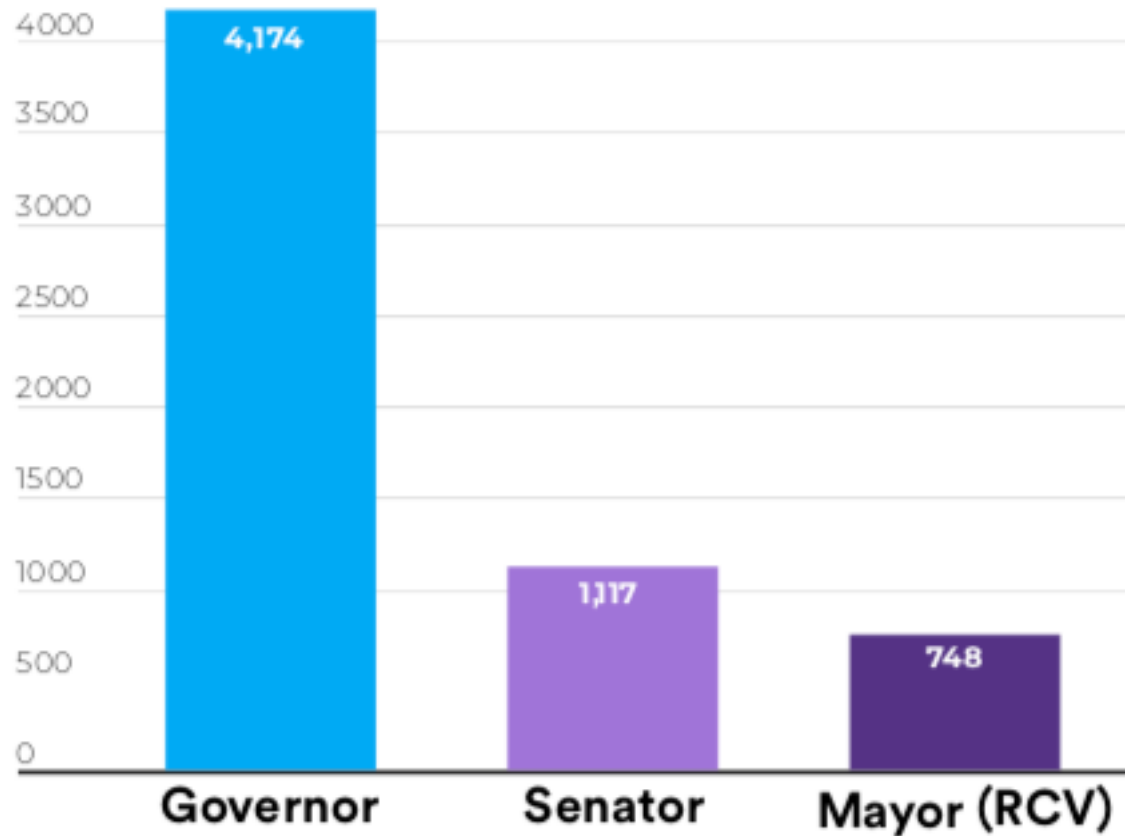
Voter Understanding of Plurality vs. Ranked Choice Voting (2014 Poll)



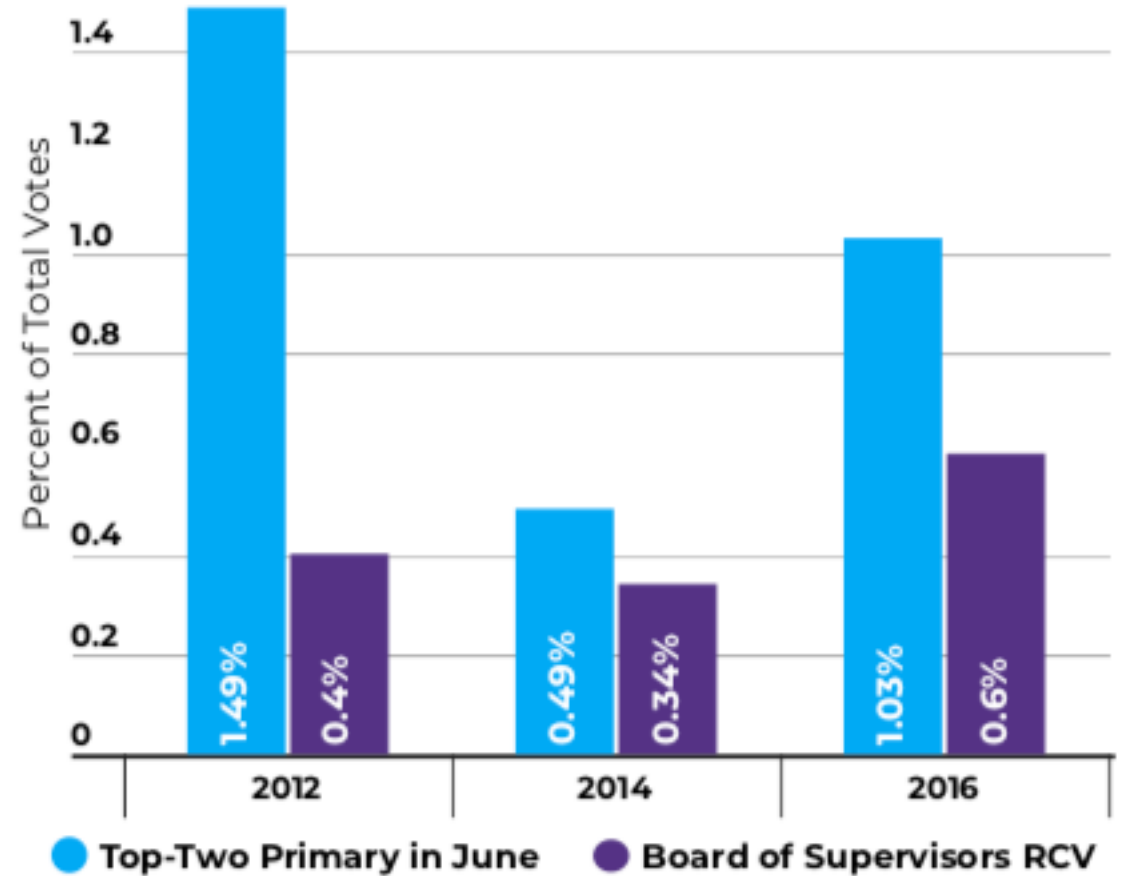
³ John, Sarah and Caroline J. Tolbert, Socioeconomic and Demographic Perspectives on Ranked Choice Voting in the Bay Area, Ranked Choice Voting Civility Project Research Report #4 (2015) available at <https://fairvote.app.box.com/v/perspectives-on-rcv-bay-area>.

VOTER UNDERSTANDING

Overvotes, June 2018



Overvotes in SF Elections 2012-2016



IMPACT ON TURNOUT

An expansive October 2016 study by University of Missouri-St. Louis (Dr. David Kimball and Joseph Anthony) examines the impact of ranked choice voting (RCV) on voter turnout in 26 American cities across 79 elections.

The UMO study shows that the adoption of RCV is associated with:

- **A 10-point increase in voter turnout** compared to primary and runoff elections.
- No change in turnout in the General Election.
- No change in the number of error votes (overvotes and undervotes).
- No change in inequities in voter turnout and error votes in Minneapolis.

[Read the FairVote brief](#) | [Read the full study](#)

EXPERIENCE OF RANKED CHOICE VOTING

**84.1%
Ranked
2-3**

2011 SF Mayoral Race

2018 MAYORAL

San Francisco, June 2018

53%

California, June 2018

36%

San Francisco's RCV mayoral election drew a much higher voter turnout than California's statewide election

70%

70% of voters used all 3 of their rankings, while 86% of voters selected 2-3 candidates

Voters were **6x** more likely to invalidate their ballot voting for governor (Top Two Primary) than for mayor (RCV)



— EXPERIENCE — OF RANKED CHOICE VOTING

87%

of voters in Maine's first RCV statewide Democratic Primary ranked multiple candidates.

88%

of voters in Santa Fe's first RCV election ranked multiple candidates for mayor.

61%

of those Santa Fe voters ranked all five candidates.

— CIVIL CAMPAIGNS —

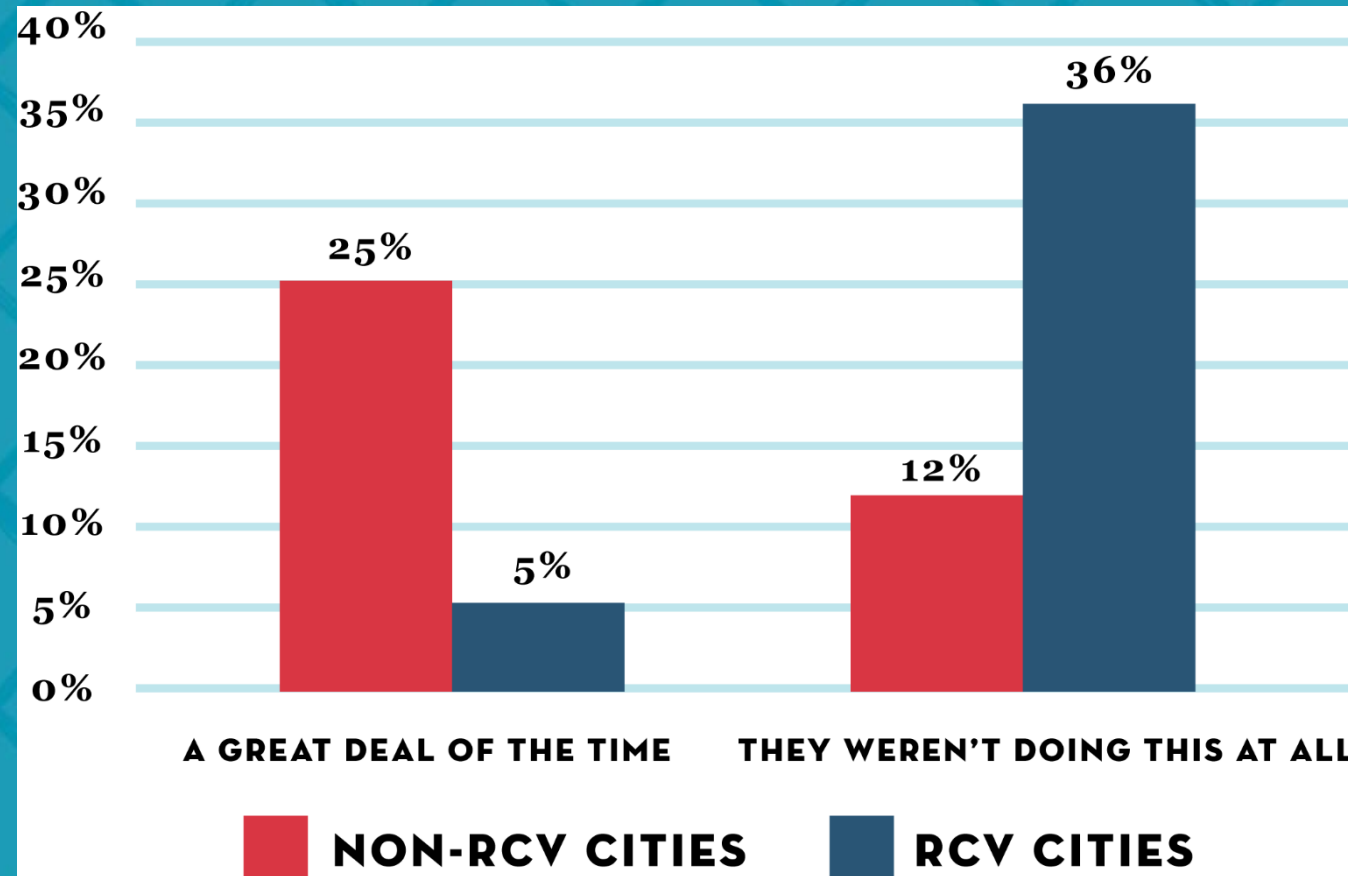


Former Minneapolis Mayor
Betsy Hodges

“There was relatively little elbowing and attacking because every candidate wanted to be the second choice of their opponents’ supporters.”

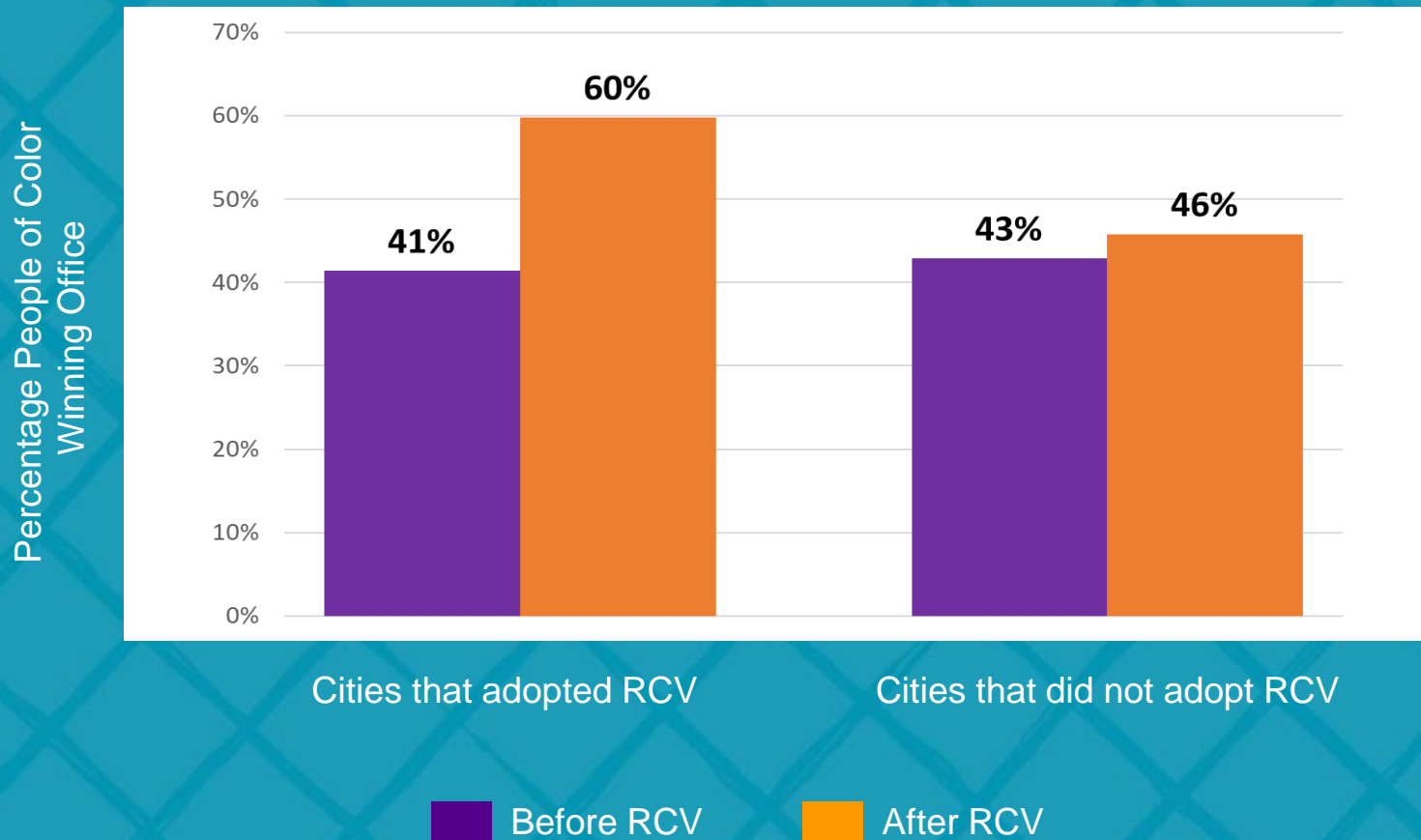
CIVIL CAMPAIGNS

Time Spent Criticizing Opponents



Donovan, Todd, Caroline Tolbert, and Kellen Gracey. 2016. "Campaign Civility Under Preferential And Plurality Voting" 42. *Electoral Studies*: 157 - 163.

IMPACT ON REPRESENTATION



VOTER SATISFACTION AND SUPPORT

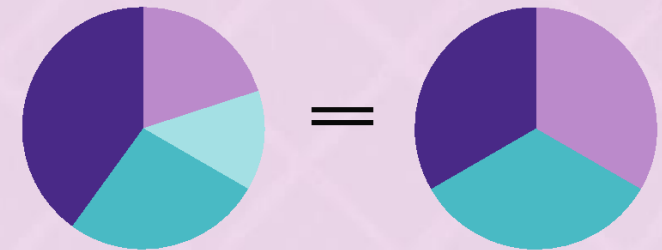
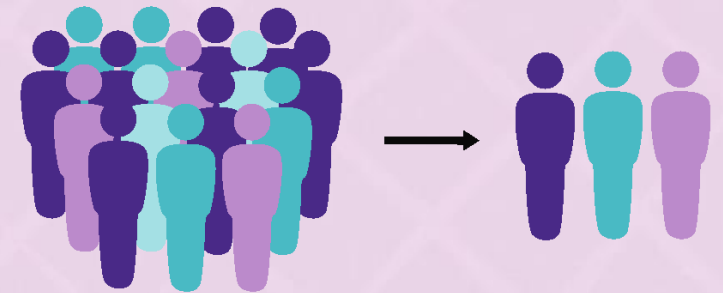
- Eagleton Poll with Professors Tolbert and Donovan, likely voters were asked whether they supported the use of RCV in local elections.
 - The surveys found a majority of all respondents believed RCV should be used in local elections in their city. In cities already using RCV:
 - 2013 survey, 62% of those in RCV cities supported its use in their local elections;
 - In cities that use plurality voting methods:
 - 2014 survey in California, 54% supported the introduction of RCV into their local city.

MULTI-WINNER RANKED CHOICE VOTING

	<i>1st choice</i>	<i>2nd choice</i>	<i>3rd choice</i>	<i>4th choice</i>	<i>5th choice</i>	<i>6th choice</i>	<i>7th choice</i>	<i>8th choice</i>
ADAMS	1	2	3	4	5	6	7	8
BROWN	1	2	3	4	5	6	7	8
CASTRO	1	2	3	4	5	6	7	8
DIAZ	1	2	3	4	5	6	7	8
EDWARDS	1	2	3	4	5	6	7	8
FRANCIS	1	2	3	4	5	6	7	8
GAFFIN	1	2	3	4	5	6	7	8
HUY	1	2	3	4	5	6	7	8
INOA	1	2	3	4	5	6	7	8

BENEFITS OF MULTI-WINNER RANKED CHOICE VOTING

- CIVIL CAMPAIGNS
- FAIR REPRESENTATION
- MITIGATES EFFECT OF GERRYMANDERING



WHERE IS RCV USED NOW?

Maine is the
first state
to adopt and use
Ranked Choice Voting.

Enacted in November 2016
Ballots cast in
June 2018 and November 2018

Cost for Implementation: \$100,000



WHERE IS RCV USED NOW?

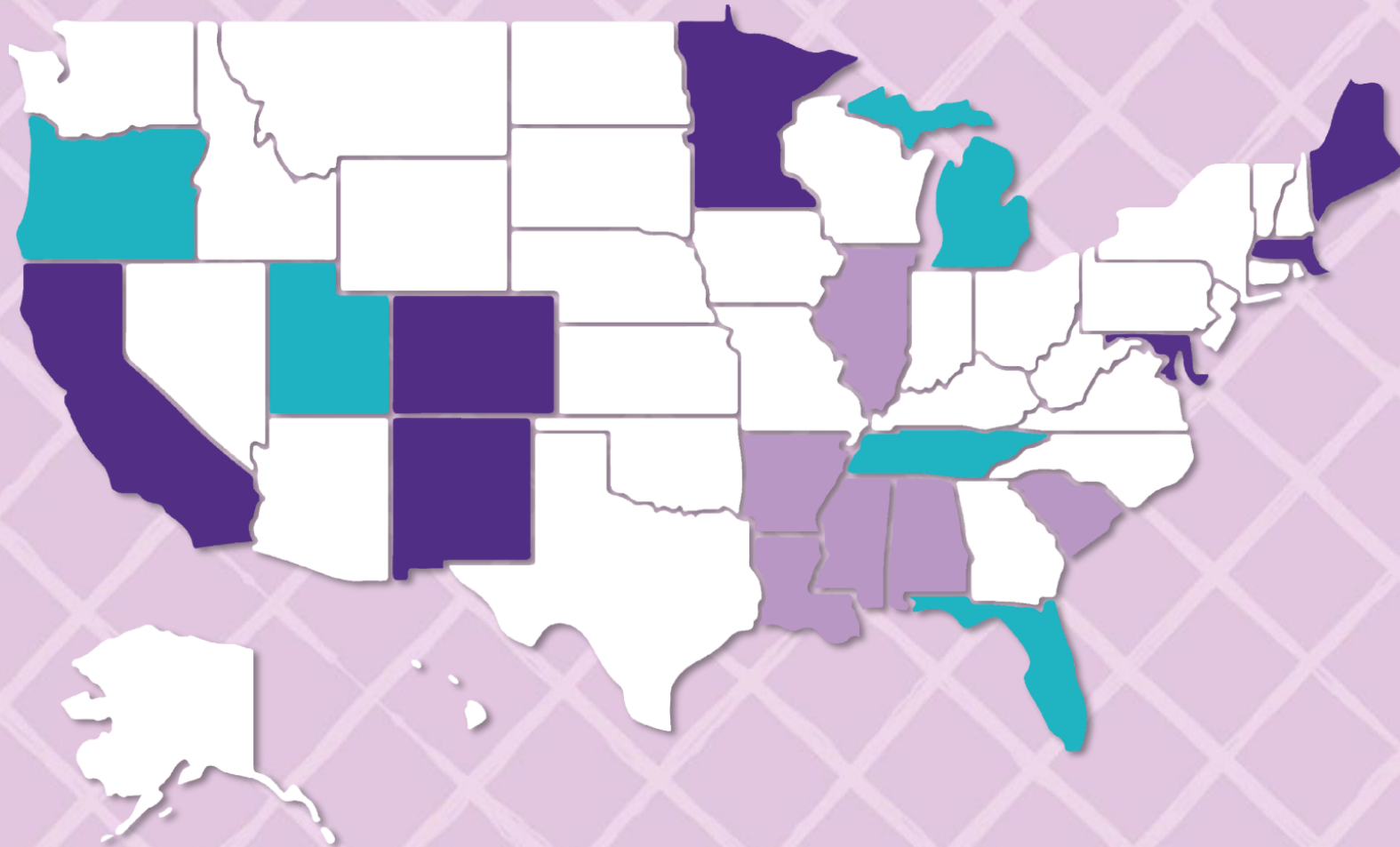
New York City
voted 74% to enact
Ranked Choice Voting
in November 2019

U.S. pop. in RCV
jurisdictions is *tripled*.



WHERE IS RCV USED NOW?

(SINGLE & MULTI-WINNER)



RCV INTERNATIONALLY



IRELAND & NORTH IRELAND

NEW ZEALAND



MALTA



SCOTLAND



AUSTRALIA

Voting Equipment

DOMINION
VOTING



HART
intercivic[™]



ELECTION
Systems & Software

Ranked
● Choice
Voting
RESOURCE CENTER

[RCV Capabilities Summary \(1-pg\) |](#) [RCV Capabilities Report \(6-pg\) |](#)

FOR MORE INFORMATION

FairVote.org

pedro@fairvote.org

Facebook: FairVote | Twitter: @FairVote | Instagram: @FairVoteReform