



CO₂

Is it a fundamental element of life?

Or

Is it destroying the earth?

Oregon Forests



Oregon Wheat



Oregon Corn



Oregon Tulips



CO₂ IS THE LIFE BLOOD OF **ALL** VEGETATION

SO LET'S SEE EXACTLY WHAT WE ARE TALKING ABOUT

400 Parts per Million equates to 40 people in the football stadium of 100,000 people

250 Parts per Million equates to 25 people in the football stadium of 100,000 people

The difference is 15 people in the football stadium of 100,000 people

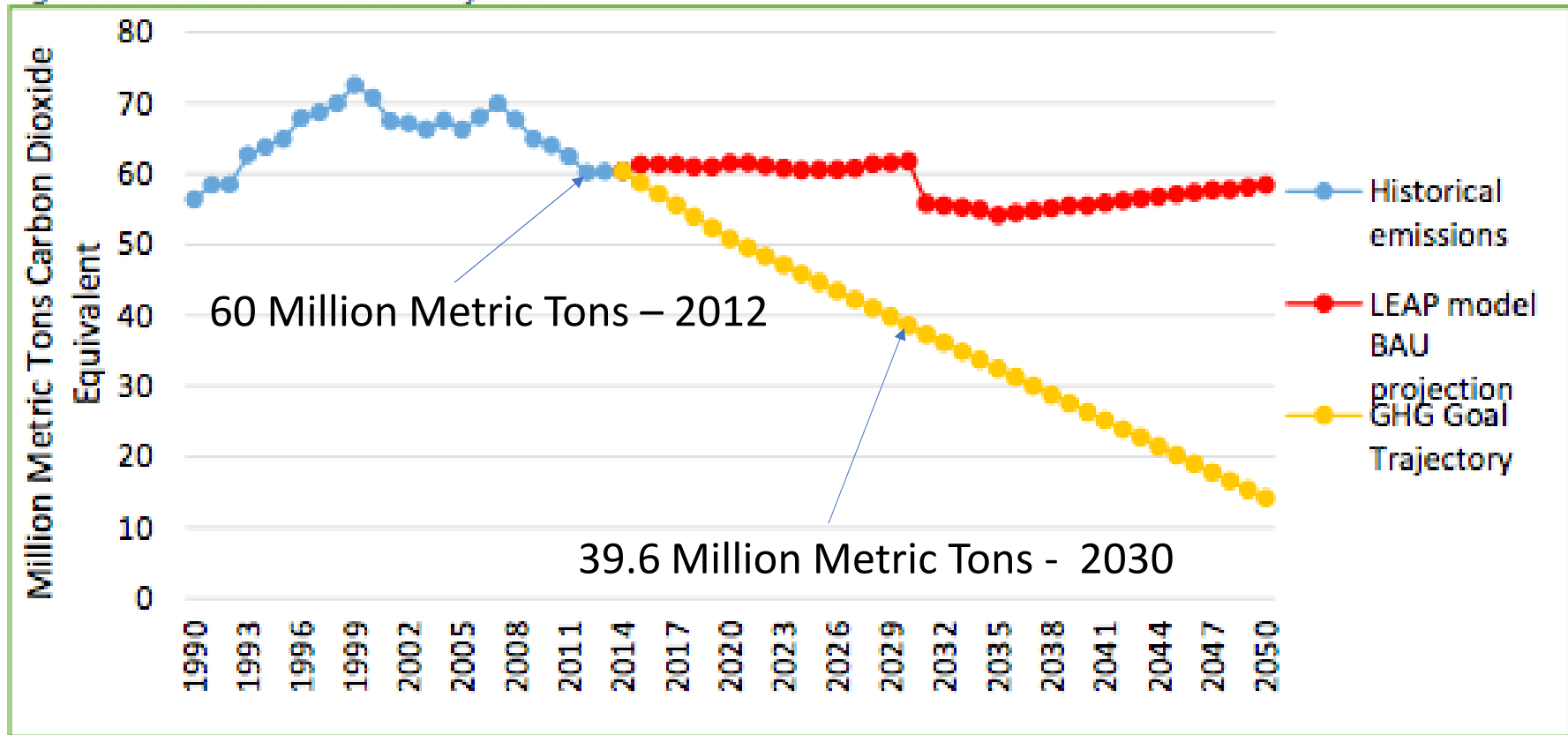
OR 15 Parts Per Million

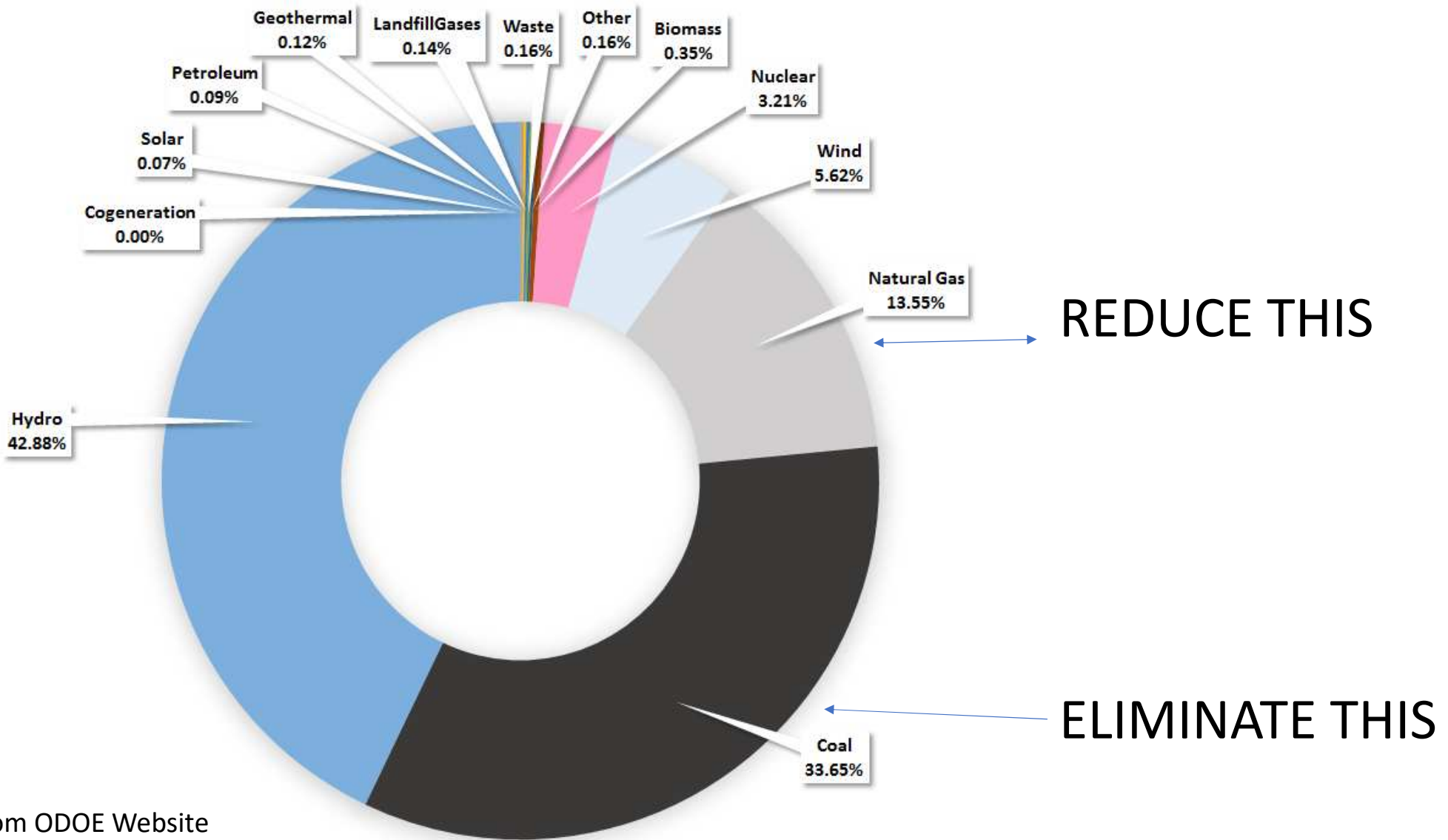
Can you find the 15 people with red hats on in this stadium ?



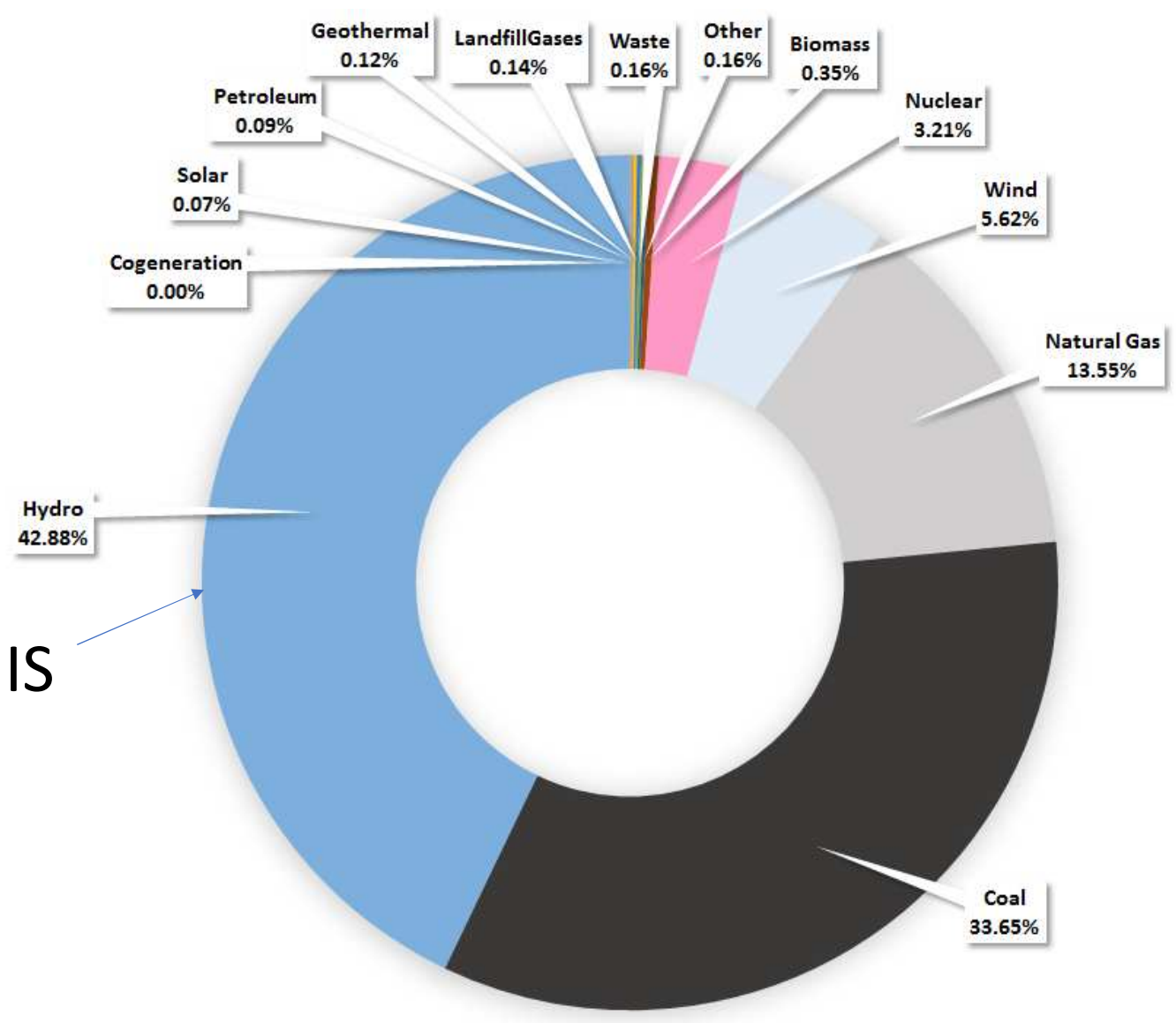
Oregon - Charting Emissions from The Global Warming Commission

Figure 1: Statewide Emission Projection

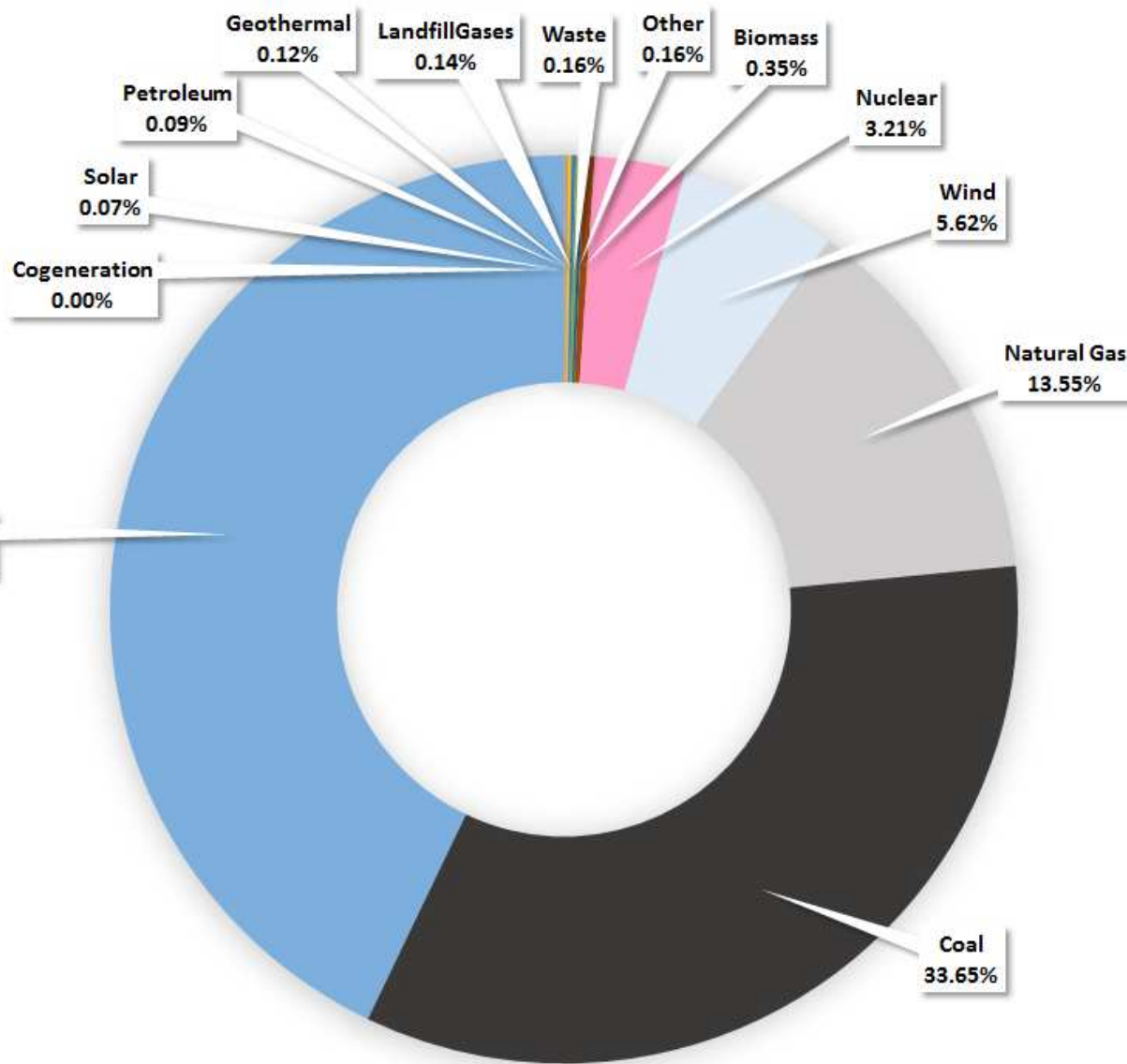




From ODOE Website



CAN'T COUNT THIS



UNRELIABLE AND INTERMITTENT
WIND AND SOLAR PRODUCES
5.69% OF OUR TOTAL ELECTRIC
GENERATION

WE MUST INCREASE SOLAR AND
WIND BY A FACTOR OF 9 TO
REPLACE PROVEN BASELOAD
GENERATION.

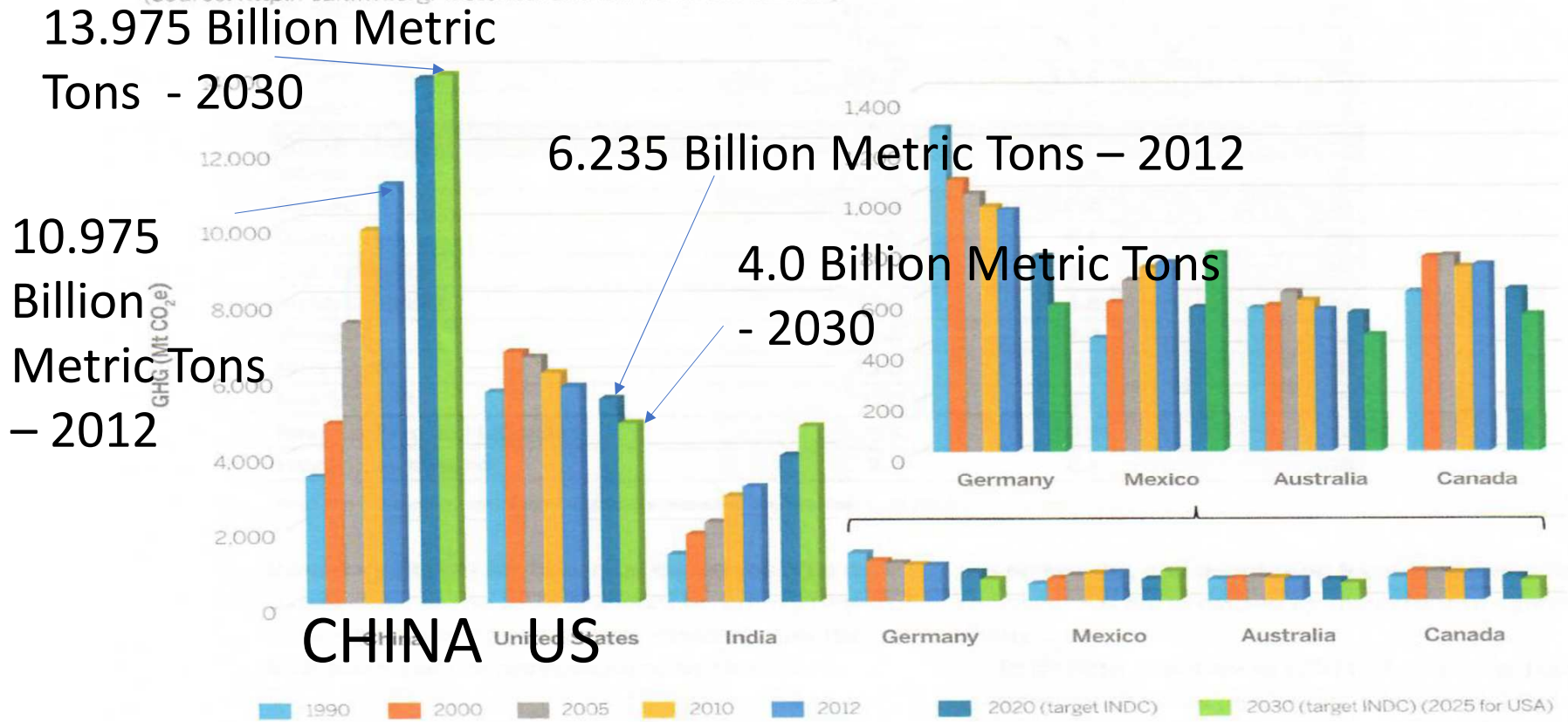
THIS WILL REQUIRE HUNDREDS
OF THOUSANDS OF ACRES OF
LAND TO MEET OUR
REQUIREMENTS

AND WE WILL STILL NEED
BASELOAD GENERATION

PER PARIS CLIMATE ACCORD

FIGURE 2 – TOTAL GHG EMISSIONS – SELECTED COUNTRIES

(source: <http://cait.wri.org/historical> and Environment Canada)



As China Increases CO2 output by **250,000,000 Metric tons Per Year**

Oregon will reduce CO2 output by **1,410,000 Metric tons Per Year**
or .0005% of Chinas' output

What will be the **cost** of the **California Cap and Trade**
TAX on Oregonians?????

Higher Gas and Diesel Prices

\$ 16.00 / ton of CO₂ emissions = \$.16/ gallon of fuel

On top of the most recent transportation tax of \$.34/gallon

On top of the Low Carbon Fuel Standard - \$.04 to \$.19/ gallon

THREE TAXES ON THE SAME PRODUCT.

WHO PAYS ??????

Higher prices on Natural Gas

Energy Supplier Assessment Tax of .15% to Department of Energy

7% Tax to the Energy Trust of Oregon

\$ 16.00/ ton of CO2 emissions from Natural Gas Suppliers

THREE TAXES ON THE SAME PRODUCT.

WHO PAYS ??????

Higher Prices for Electricity

Energy Supplier Assessment Tax to Department of Energy

7% Tax to the Energy Trust of Oregon

Coal to Clean Bill in 2016 Raised Electric Rates

\$ 16.00/ ton of CO2 emissions from Electric Suppliers

4 TAXES ON THE SAME ELECTRICITY.

WHO PAYS ??????

SO WHO PAYS FOR THE
CALIFORNIA CAP AND TRADE TAX???



Walmart 
Save money. Live better.



FedEx

NIKE



Coca-Cola



Electrical Utilities*

Calpine Energy	768,807 MT	\$ 12,300,912
Clatskanie PUD	29,369 MT	\$ 469,904
Constellation	91,555 MT	\$ 1,464,880
Idaho Power	256,967 MT	\$ 4,111,472
Pacific Power	8,501,913 MT	\$136,030,608
Portland Gen.	6,448,554 MT	\$103,176,864
Umatilla Electric	191,849 MT	<u>\$ 3,069,584</u>
	Total	\$ 260,624,224

* calculated \$ 16.00/MTCO₂e

FUEL SUPPLIERS

$$25,320,857 \text{ MTCO}_2\text{e}^* - \$ 16.00/\text{MT} = \$ 405,133,712$$

* Per DEQ Report “ List of Potentially Regulated Entities Under SB 1070

NATURAL GAS SUPPLIERS

$$12,200,289 \text{ MTCO}_2\text{e}^* - \$ 16.00/ \text{MT} = \$ 195,204,624$$

* Per DEQ Report " List of Potentially Regulated Entities Under SB 1070

GHG GENERATION BY REMAINING TOP 100*

11,075,095 MT - \$16.00/MT = \$ 177,201,520

*Includes: OHSU – 27,704 - \$ 16.00 = \$443,264

OSU - 36,591 - \$ 16.00 = \$585,456

Does not include 694,440 MT from Landfills which are exempted—IF INCLUDED COULD DOUBLE YOUR MONTHLY GARBAGE RATES

* Per DEQ Report “ List of Potentially Regulated Entities Under SB 1070

SUMMARY OF COLLECTIONS

ELECTRIC UTILITIES	\$260,624,224
FUEL SUPPLIERS	\$405,133,712
NATURAL GAS UTILITIES	\$195,204,624
TOP 100	<u>\$177,201,520</u>
TOTAL	\$1,038,164,080

SOME FURTHER NUMBERS TO CONSIDER

CARBON OUTPUT AS DOCUMENTED X \$ 16.00/MT =
\$1,038,164,080

WHICH EQUATES TO A COST OF \$ 736.00/ MT TO DECREASE CO2 BY
1.41 MILLION METRIC TONS.

TO OBTAIN THE \$ 700 MILLION DOLLARS SO WIDELY PUBLICIZED,
EACH METRIC TON OF CO2 WOULD COST \$ 500.00.

**THIS EXPENSIVE CALIFORNIA CAP AND TRADE TAX
WILL COST EVERY FAMILY IN THE STATE OF OREGON
BETWEEN \$500.00 AND \$1500.00 PER YEAR DIRECT
COSTS**



THE CALIFORNIA CAP AND TRADE TAX OF OREGON

THE MOST REGRESSIVE TAX THERE IS

MAKING LOW INCOME FAMILIES AND SENIORS ON FIXED INCOMES PAY MORE FOR THEIR ENERGY NEEDS

STEALING REVENUE FROM PRODUCTIVE JOB CREATING INDUSTRIES

EXEMPTING THOSE BUSINESSES WITH POLITICAL CONNECTIONS

NOT ALLOWING EXISTING CARBON REDUCTION LEGISLATION TO HAVE AN IMPACT
I.E. LOW CARBON FUEL STANDARD AND COAL TO CLEAN

SO WHO ARE THE WINNERS AND LOSERS???

WINNERS: EXEMPT ENTITIES

THOSE WHO RECEIVE FUNDS FROM THIS TAX

THE BIGGEST WINNER OF ALL

CALIFORNIA

BY SELLING OREGON THEIR EXCESS CREDITS*

*QUEBEC CANADA SENT \$ 800,000,000 TO CALIFORNIA TO PURCHASE CREDITS

SO WHO ARE THE LOSERS “OREGONIANS – THAT’S YOU”

