
Oregon Health Authority Governor's Balanced Budget 2017-2019

Presented to the Human Services
Legislative Sub-committee on Ways and Means
February 8, 2017

Lynne Saxton, Director
Oregon Health Authority

The logo for the Oregon Health Authority. The word "Oregon" is in a smaller, orange, serif font. The word "Health" is in a large, blue, serif font. The word "Authority" is in a smaller, orange, serif font, positioned below "Health".

Oregon
Health
Authority

Oregon Health Authority Mission

Mission: Helping people and communities achieve optimum physical, mental and social well-being through partnerships, prevention and access to quality, affordable health care.

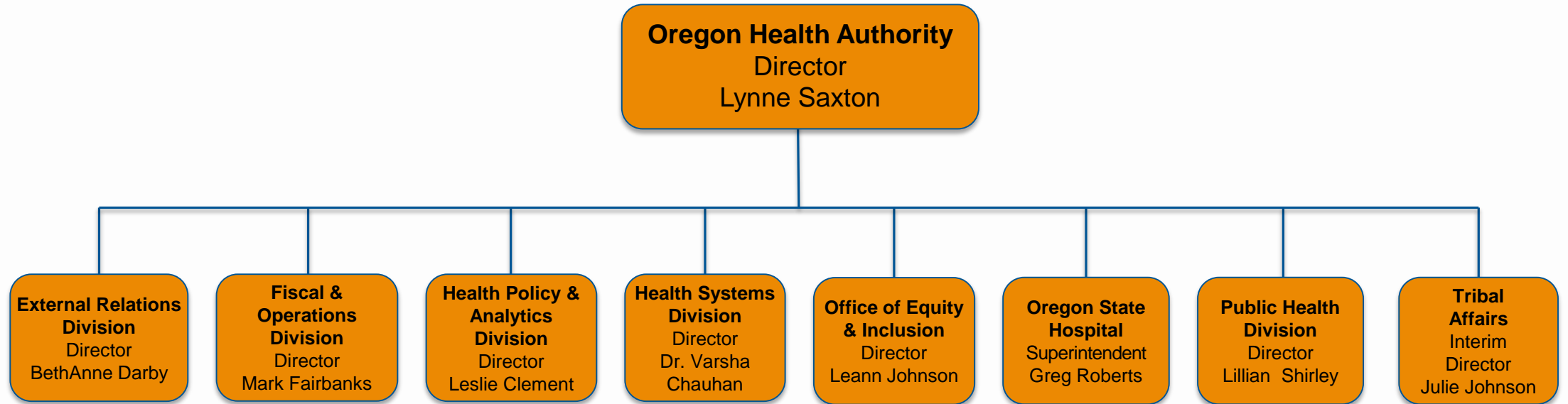


Oregon is a National Leader in Health Reform

- Oregon is one of 5 states that are leading the nation in evidence-based policymaking by developing processes and tools that use evidence to inform policy and budget decisions across the areas examined (Pew Charitable Trust).
- **Return on Investment:** Oregon is providing better health outcomes at a lower cost.
 - Ranked #11 nationally in return on investment (Wallethub)



Oregon Health Authority Organizational chart



Accomplishments: Public Health Division



- Crisis response (Umpqua and Harney county)
- Modernization assessment
- Reducing opioid abuse
- Disease prevention and health promotion (Zika and Ebola)
- Cleaner Air Oregon

Public Health Division

Protecting and promoting public health



Priorities

- Modernize Oregon's public health system
- Achieve the State Health Improvement Plan
- Ensure local public health departments have necessary resources

Challenges

- Categorical resources and funding
- Changing federal policy

Strategies

- Cross-sector collaboration and partnership
- Strengthen local foundational capabilities
- Financial analysis

Accomplishments: Oregon State Hospital

- Expanding Collaborative Problem Solving
- Reducing seclusion incidents and restraint events
- Performance Excellence Breakthrough Initiative
- Community Integration Demonstration Project
- Medication dispensing / electronic health record
- Sensory Garden
- Certified units to bill for federal reimbursement
- National recruitment for superintendent underway



Recognized as
national leader!

Oregon State Hospital

Priorities

- Aid and Assist admissions
- Waitlist for civil population
- Length of stay for civil population
- Achieve Oregon's Performance Plan

Challenges

- Aid and Assist

Strategies

- Collaborate with community partners
- Excel in recovery-oriented care and treatment
- Continuous improvement efforts that secured The Joint Commission's gold seal of approval



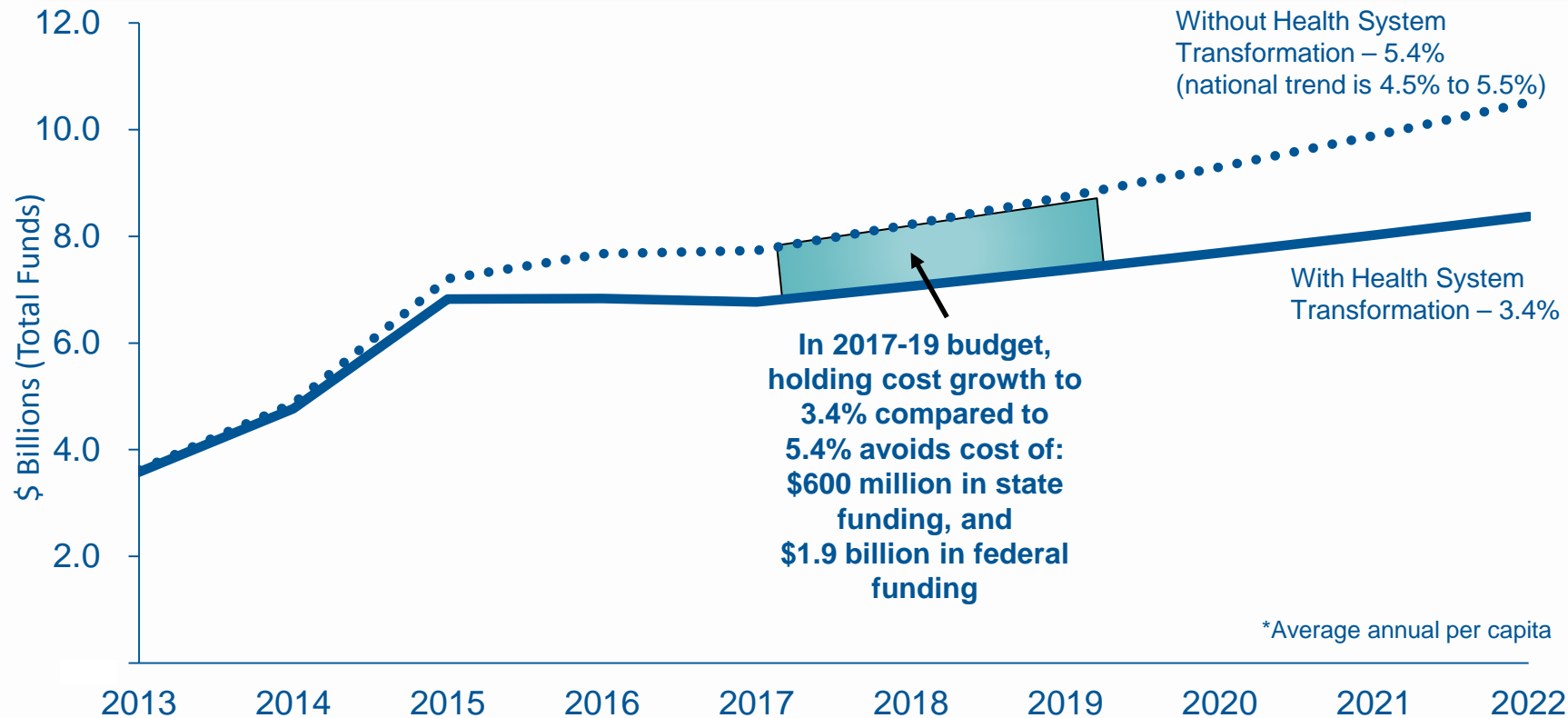
Accomplishments: Health Systems Division

Lower health costs

2017-19 Medicaid/OHP Budget –

Oregon bends the cost curve and avoids billions in health care costs

Oregon met 3.4% average annual growth rate* through 2016 and commits to 3.4% through 2022



We're bending the cost curve!

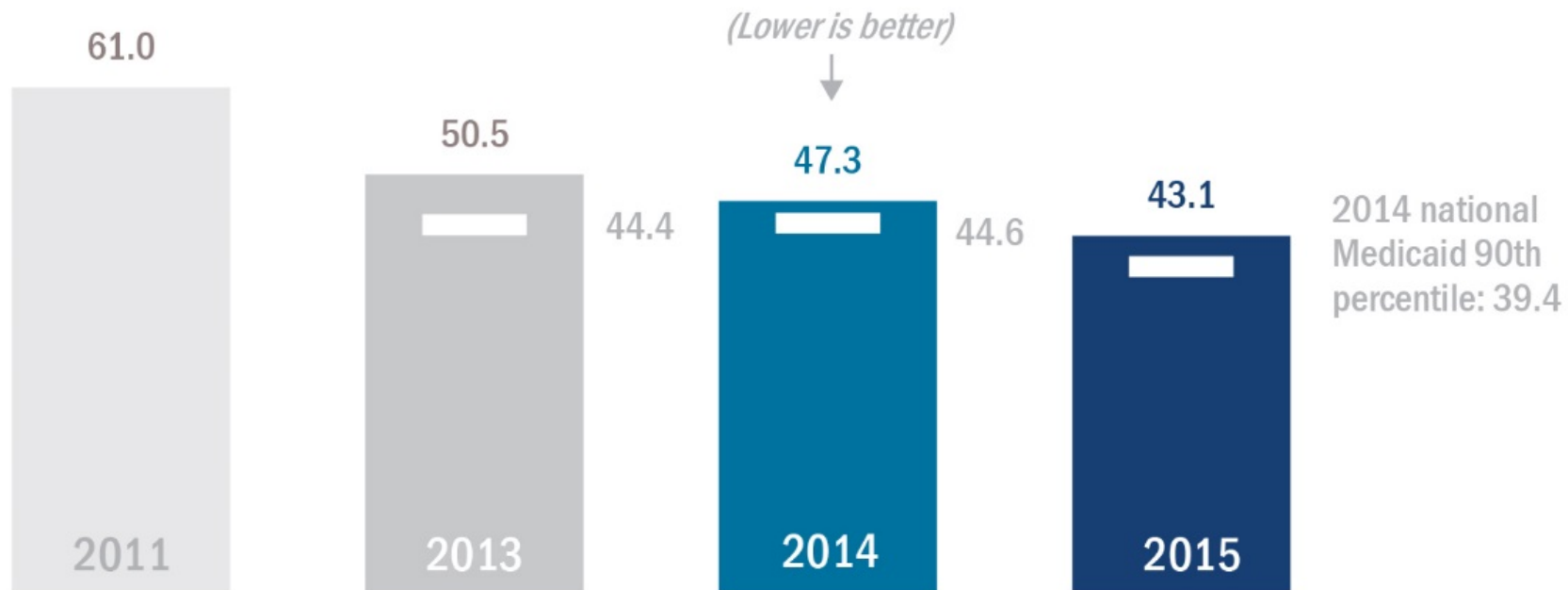
Accomplishments: Health Systems Division

Better care

Better quality and outcomes!

Statewide, the rate of emergency department use continues to improve.

Data source: Administrative (billing) claims
Rates are reported per 1,000 member months



Health Systems Division

OHP member experience

Priorities

- Continue buildout of ONE eligibility system
- Move toward self-sufficiency for OHP applicants and members
- Improve OHP member communications

Challenges

- Resource constraints
- Policy uncertainties



Health Systems Division

A behavioral health system that works for all Oregonians

Priorities

- Improve behavioral health outcomes for consumers
- Improve equitable access to effective services in every part of the state
- Improve efficiency and cost-effectiveness in services

Challenges

- Resource constraints
- .370 / Aid and Assist commitments

Strategies

- Continue to integrate BH into CCO model
- Implement Behavioral Health Collaborative recommendations
- Achieve targets in USDOJ performance plan

Accomplishments: Health Policy and Analytics Division

Better access

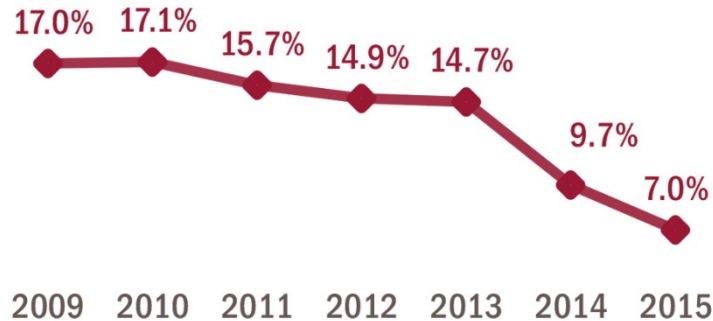
Nearly 95% covered!



93% Statewide Insurance Coverage Rate, 2015

Rank 19th Rank in 2014: 21st

Uninsurance rate by year



Approximate number of people uninsured by year



The uninsured rate in Oregon has dropped 10 percentage points in the past five (5) years with the biggest gains occurring since Medicaid expansion.

Health Policy and Analytics Division

Cornerstone of Oregon's Success

- Sustainable rate of growth
 - 3.4% cost containment
- Prioritized list (HERC)
- Metrics that drive results
- Coordinated care model
 - locally delivered best practices of care

Oregon's Coordinated Care Model



Health Policy and Analytics Division

Health System Transformation 2.0 for Oregonians

Priorities

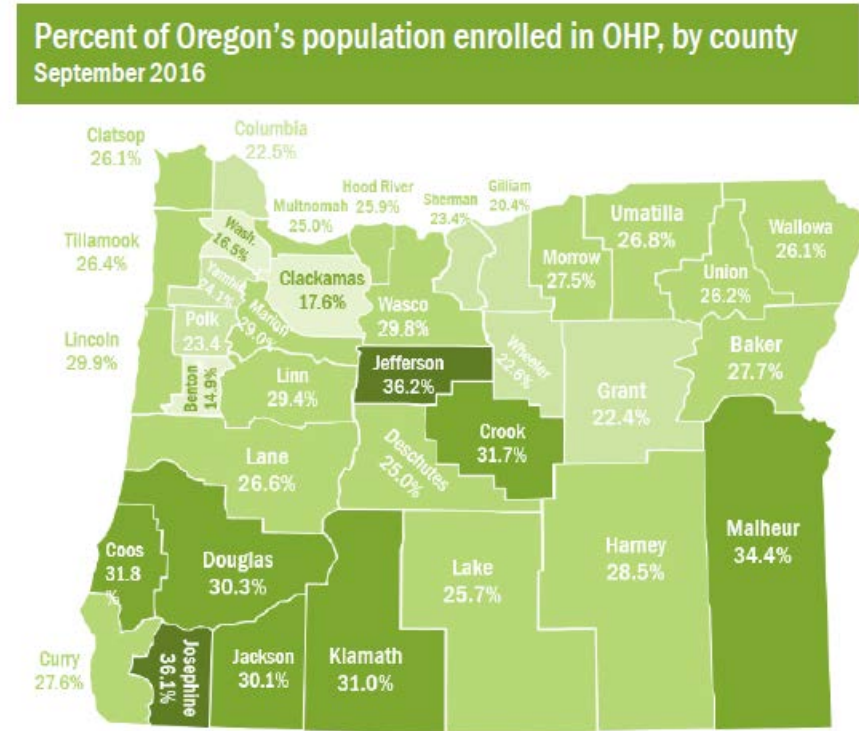
- Maintain health coverage
- Address causes of poor health
- Achieve sustainable funding

Challenges

- ACA uncertainty
- Federal funding

Strategies

- Pursue renewal of Medicaid waiver ✓
- Continue the coordinated care model
- Continue to pay for performance
- Address social determinants of health



Health Policy and Analytics Division

Behavioral Health Needs

- Suicide is the 2nd leading cause of death among 10–24 year-olds in Oregon.
 - In 2012-13, the Oregon youth suicide rate ranked 14th highest among all U.S. states.
- Oregon ranks 4th nationally in opioid use
 - 159,000 or 4.7% of Oregonians engaged in non-medical use of pain relievers in the past year.
- Only 46% of adults experiencing a mental health issue received treatment in the previous year.
- 14.6% of adolescents experienced a major depressive episode in the previous year
 - 3.6% higher than the national average.

Prevalence of Mental Illness in Oregon



Approximately one in six adult Oregonians experience mental illness. (SAMHSA, National Survey of Drug Use and Health, 2013-2014)

Office of Equity and Inclusion, a division of OHA

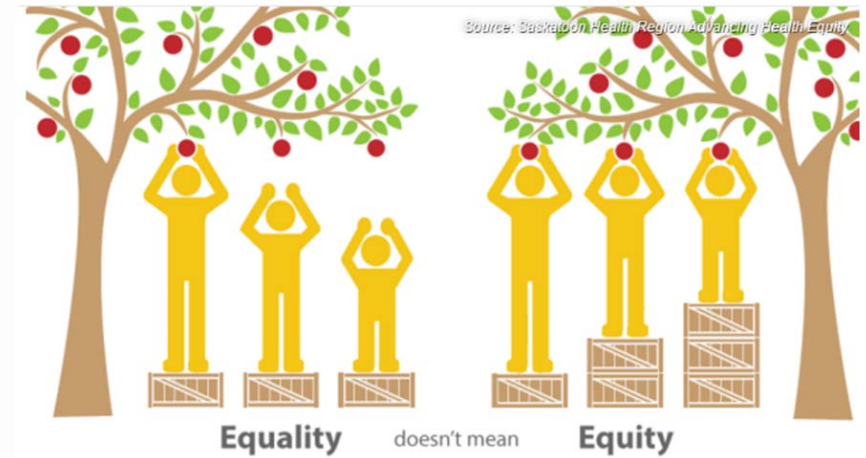
Improving Health Equity in Oregon

Implementation of Policy and Procedure including:

- Race, Ethnicity, Language and Disability Demographic (REAL D) Data Collection
- Alternate Format and Language Access Services Policy
- Recruitment and retention of a diverse workforce
- Culturally and Linguistically Appropriate Services (CLAS) standards

Programs Around and Throughout the State

- Regional Health Equity Coalitions
- Traditional health workers
- Health care interpreters
- Cultural competence continuing education
- Non-discrimination for the public
- Developing Equity Leadership Through Training and Action (DELTA)



Oregon Health Authority Total Agency Budget

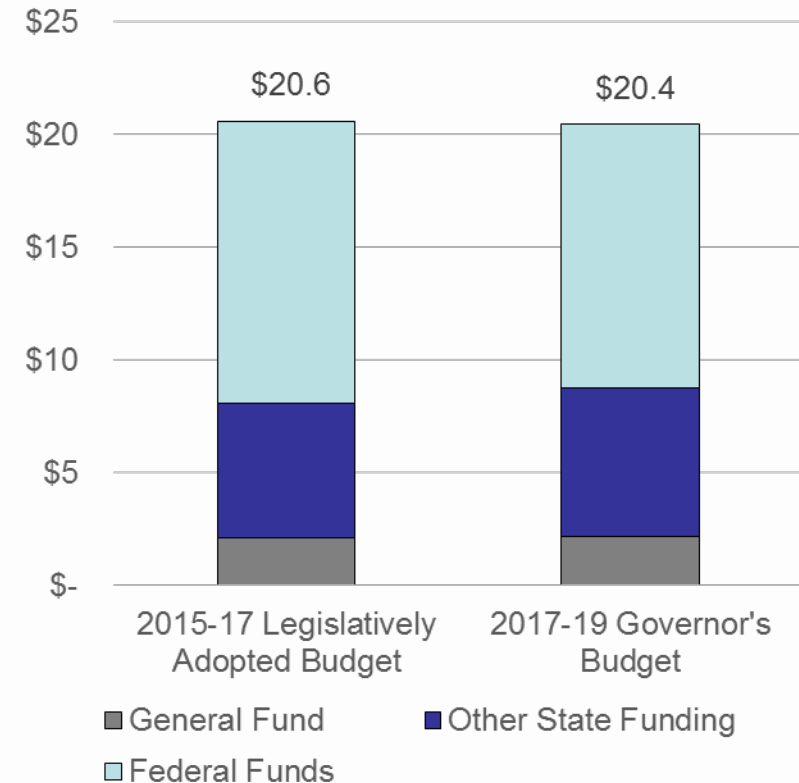
Priorities

- Maintain services for children and families
- Protect eligibility and benefits
- Establish sustainable future for Medicaid
- Close \$1 billion budget gap

Strategies

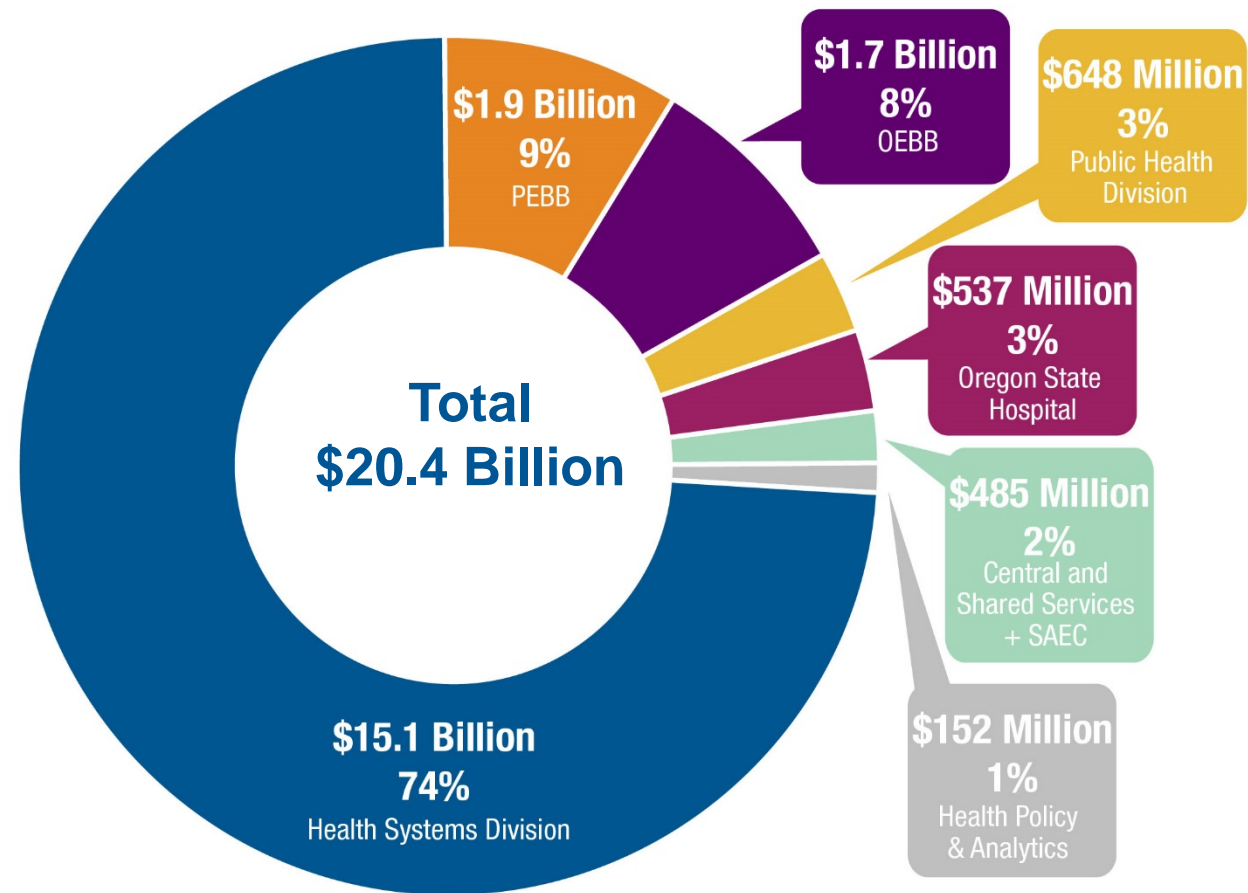
- Reduce administrative overhead
- Close Junction City OSH in 2018
- New revenue from hospitals, CCOs and insurers
- Increase the price of tobacco

OHA Budget by Fund Type
\$\$, in billions



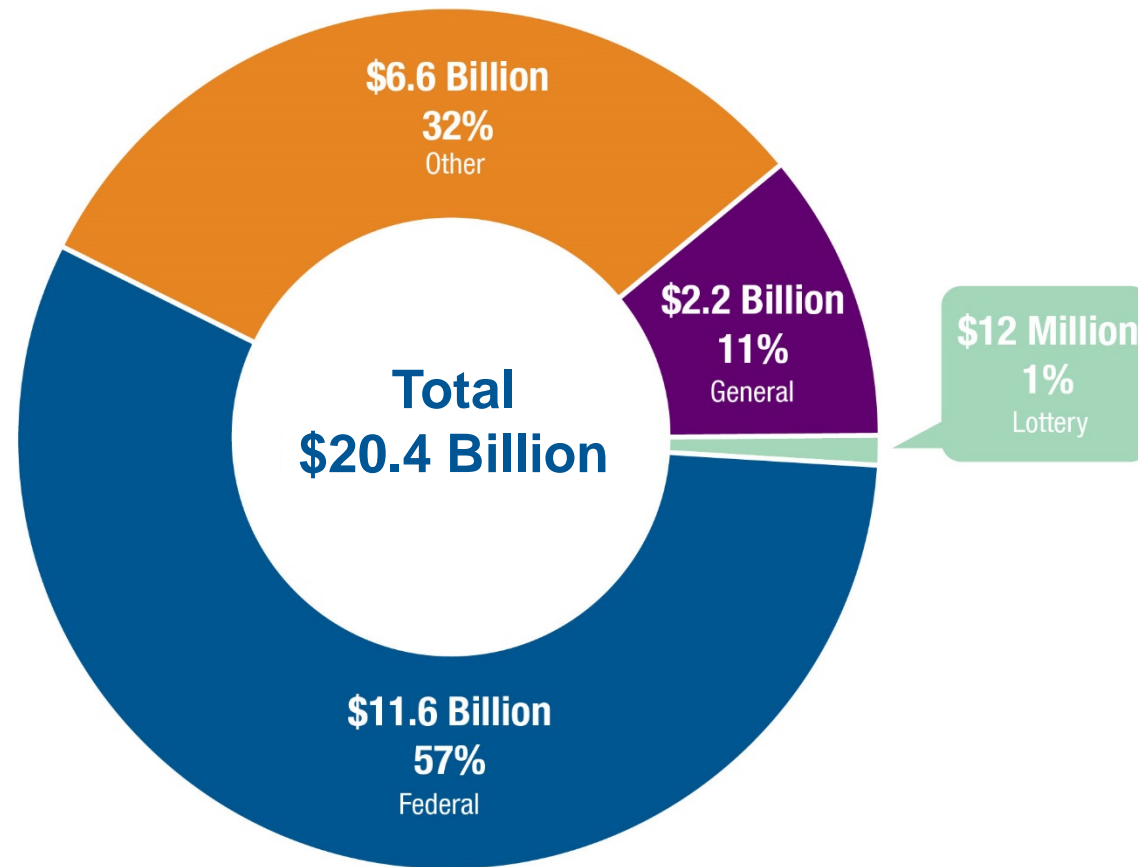
Oregon Health Authority Total Agency Budget 2017-19

Total Fund by Program

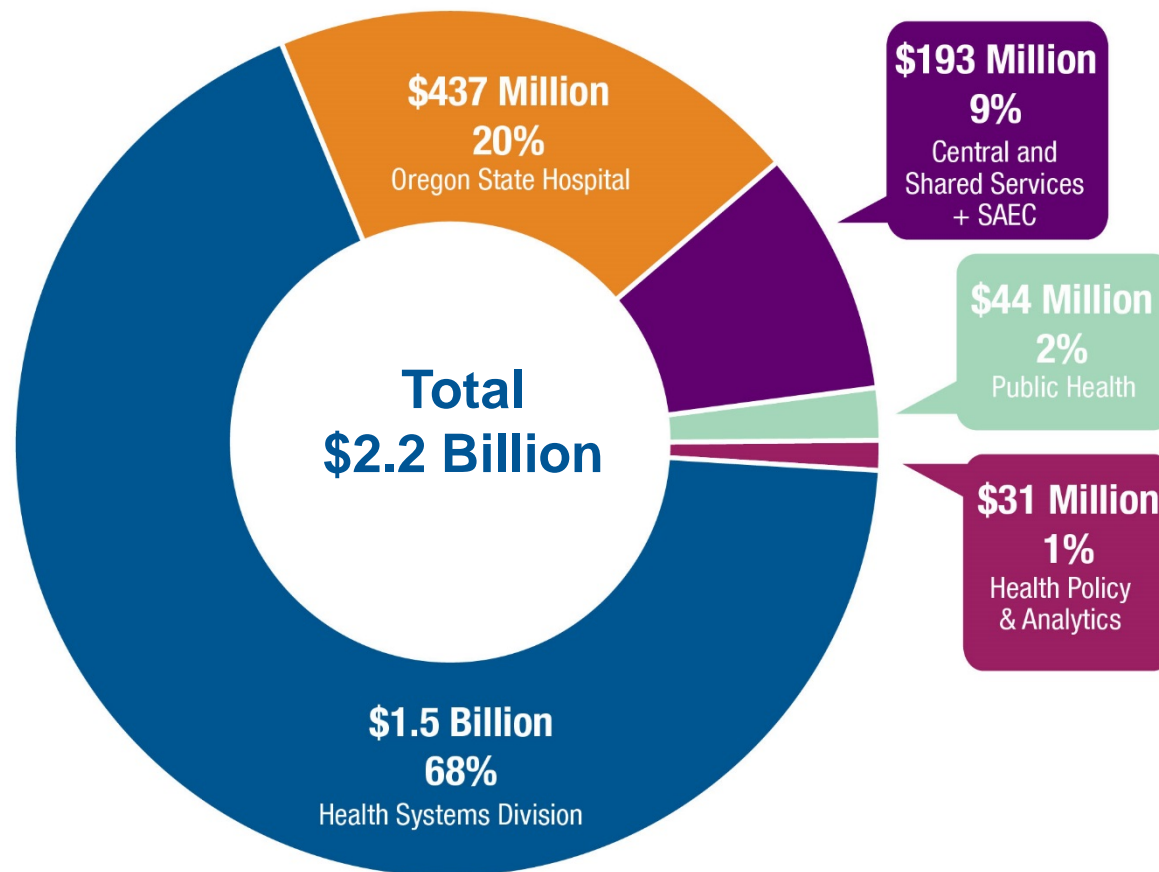


Oregon Health Authority Total Agency Budget 2017-19

Total Fund by Fund Type



Oregon Health Authority Total Agency Budget 2017-19 General Fund by Program Area



Questions?