

The Oregon Medical Marijuana Program

Statistical Snapshot
January 2017

Oregon
Health
Authority

PUBLIC HEALTH DIVISION
Oregon Medical Marijuana Program

**OREGON MEDICAL MARIJUANA PROGRAM
STATISTICAL SNAPSHOT
JANUARY, 2017**
(REVISED 01/12/2017)



Oregon Medical Marijuana Program
Analysis Unit
PO Box 14450
Portland, OR 97293-0450
www.healthoregon.org/ommp

OREGON MEDICAL MARIJUANA PROGRAM STATISTICAL SNAPSHOT JANUARY 2017

TABLE OF CONTENTS

Patients, Caregivers, Growers and Grow Sites	2
Patients, Caregivers, Growers and Grow Sites by Oregon County.....	2
Patients, Caregivers and Growers Outside of Oregon.....	3
Patients by Age Range	3
Patients, Caregivers and Growers by Gender	4
Patients by Condition.....	4
Minor Patients	4
Caregivers with Multiple Patients	5
Growers with Multiple Patients	5
Patients per Grow Site Address	6
Larger Grow Site Addresses	6
Grow Site Addresses Transferring to the OLCC.....	6
Physicians Associated with Patients	7
Physicians by Total Patient Applications.....	7
Reduced Card Application Fee Eligibility by Year.....	7
Dispensaries and Processing Sites.....	8
Dispensaries by Oregon County.....	8
Processing Sites by Oregon County.....	8
Card Applications Received	9
Dispensary Applications Received.....	10
Processing Site Applications Received	10
Data Notes:	11

Patients, Caregivers, Growers and Grow Sites¹

	Patients	Caregivers	Growers	Grow Sites
Mailing Address in OR	66,291	28,021	36,265	26,631
Mailing Address Outside OR	850	347	89	N/A
Total	67,141	28,368	36,354	26,631

Patients, Caregivers, Growers and Grow Sites by Oregon County¹

	Patients	Caregivers	Growers	Grow Sites
BAKER	199	82	117	100
BENTON	940	478	478	374
CLACKAMAS	4,522	2,321	2,593	2,123
CLATSOP	623	271	283	235
COLUMBIA	740	361	503	406
COOS	1147	478	682	534
CROOK	376	188	215	190
CURRY	746	302	369	287
DESCHUTES	3,719	1,798	1,803	1,322
DOUGLAS	2,297	876	1,571	1,224
GRANT	105	54	60	54
HARNEY	70	< 50	< 50	< 50
HOOD RIVER	278	132	180	133
JACKSON	9,259	2,612	5,257	3,174
JEFFERSON	396	205	215	184
JOSEPHINE	6,686	1,742	4,428	2,862
KLAMATH	1152	448	717	544
LAKE	119	< 50	77	66
LANE	7,238	2,910	3,946	3,108
LINCOLN	1,436	669	560	446
LINN	1,818	1,010	1,045	804
MALHEUR	472	242	340	257
MARION	3,558	1,786	1,797	1,405
MORROW	59	< 50	< 50	< 50
MULTNOMAH	10,207	4,746	4,711	3,376
POLK	978	508	601	463
TILLAMOOK	549	232	256	224
UMATILLA	442	207	282	222
UNION	389	188	219	186
WALLOWA	87	< 50	54	50
WASCO	342	199	247	222
WASHINGTON	4,199	2,254	1,888	1,415
YAMHILL	1,091	547	643	531
Combined total for GILLIAM, SHERMAN, & WHEELER	52	< 50	< 50	< 50
Outside of Oregon	850	347	89	N/A

Patients, Caregivers and Growers Outside of Oregon

State	Patients	Caregivers	Growers
AK	4	3	0
AL	3	2	0
AR	1	2	0
AZ	12	7	3
CA	269	47	20
CO	4	4	0
CT	1	0	1
DE	1	0	0
FL	25	8	5
GA	2	3	0
HI	4	1	2
IA	1	0	0
ID	89	39	12
IL	2	2	0
IN	6	1	0
KS	0	2	0
MA	5	1	3
MD	3	1	0
MI	2	1	0
MN	3	1	1
MO	2	1	0

State	Patients	Caregivers	Growers
MS	1	0	1
MT	4	2	1
NC	8	2	0
ND	1	0	0
NE	2	0	1
NJ	6	3	1
NM	2	0	0
NV	22	10	2
NY	6	2	0
OH	4	0	0
OK	1	3	0
PA	9	2	0
SC	3	0	0
TN	7	0	1
TX	14	6	0
UT	11	4	0
VA	10	4	1
WA	281	180	34
WI	18	3	0
WY	1	0	0
Total	850	347	89

Patients by Age Range *(not all are 5-year increments)*

Patient Age Range	Count	Percentage
0 – 10	135	0.2%
11 – 15	100	0.1%
16 – 17	63	0.1%
18 – 20	1,050	1.6%
21 – 24	2,724	4.0%
25 – 29	5,428	8.0%
30 – 34	6,684	9.9%
35 – 39	6,852	10.2%
40 – 44	5,653	8.4%

Patient Age Range	Count	Percentage
45 – 49	5,715	8.5%
50 – 54	6,117	9.1%
55 – 59	7,787	11.5%
60 – 64	8,074	12.0%
65 – 69	6,403	9.5%
70 – 74	2,890	4.3%
75 – 79	1,099	1.6%
80 +	691	1.0%
Total	67,465	100%

Patients, Caregivers and Growers by Gender

	Patients	Caregivers	Growers
Male	58%	54%	66%
Female	42%	46%	34%

Patients by Condition²

Condition	Count of Reporting Patients	Percentage of Reporting Patients
Severe Pain	60,683	89.9%
Spasms	19,170	28.4%
Nausea	8,713	12.9%
PTSD	5,501	8.2%
Cancer	4,284	6.3%
Seizures	1,819	2.7%
Glaucoma	967	1.4%
Cachexia	953	1.4%
Neurological	912	1.4%
HIV/AIDS	579	0.9%

Minor Patients

Minor Patient Age Range	Count
0 – 10	135
11 – 15	100
16 – 17	63
Total	298

Minor Patient Mailing Address	Count
Oregon	289
Outside Oregon	9

Condition	Count of Reporting Minor Patients ²	Percentage of Reporting Minor Patients
Seizures	126	42.3%
Severe Pain	116	38.9%
Spasms	57	19.1%
Neurological	47	15.7%
Nausea	46	15.4%
Cancer	25	8.3%
PTSD	21	7.1%
Cachexia	12	4.0%
Glaucoma, HIV/AIDS	0	0.0%

Caregivers with Multiple Patients

A caregiver must be 18 years or older and one individual may be designated by multiple patients.

Caregivers per	Patient ³
26,648	1
1,157	2
336	3
139	4
82	5
43	6
32	7
23	8
15	9
14	10
9	11
3	12
5	13
6	14
2	16
5	17
2	19
1	21
1	23
1	25
1	27
2	28
3	31
28,530	32,561

“There are 26,648 caregivers with one patient each, 1,157 caregivers with two patients each ... there are two caregivers with 28 patients, and three caregivers with 31 patients.”

Growers with Multiple Patients

A grower must be 21 years or older and one individual may grow for a maximum of four patients concurrently.

Growers per	Patient ³
28,033	1
3,636	2
2,465	3
1,950	4
36,084	50,500

“There are 28,033 growers growing for one patient each, 3,636 growers growing for two patients each, 2,465 growers growing for three patients each, and 1,950 growers growing for four patients each.”

Patients per Grow Site Address⁴

Patients per ³	Grow Site Address
1	17,563
2	4,486
3	1,512
4	1,055
5	670
6	589
7	507
8	358
9	83
10	36
11	31
12	20
13	12
14	11

Patients per ³	Grow Site Address
15	8
16	5
17	4
18	1
19	1
24	1
25	1
27	1
31	1
37	1
102	1
114	1
51,251	26,959
<i>16,533</i>	<i>No Grow Site</i>

“There are 17,563 grow site addresses with one registered patient, there are 4,486 grow site addresses with two registered patients ... there is one grow site address with 102 registered patients, and there is one grow site address with 114 registered patients. There are 16,533 patients with no grow site address designated.”

Larger Grow Site Addresses

Grow site addresses designated by 3 or more patients: **4,910**

Grow site addresses within city limits and zoned residential with an approved grandfather petition:

Grandfathered Plant Count	Approved Grow sites
18	30
24	150
Total	180

Grow site addresses outside city limits or within city limits and not zoned residential with an approved grandfather petition:

Grandfathered Plant Count	Approved Grow sites
60	11
66	7
72	8
78	7

Grandfathered Plant Count	Approved Grow sites
84	5
90	5
96	19
Total	62

Grow Site Addresses Transferring to the OLCC

On 01/05/2017, the OMMP had notification of **341** grow site addresses with inventory transfer request applications approved by the Oregon Liquor Commission Control (OLCC).

Physicians Associated with Patients

On 01/05/2017, there were **1,746** physicians associated with patients.

Physicians by Total Patient Applications⁵

Patient Range Count	Count of Patients in Range	Physicians
1 - 449	16,771	1,722
≥ 450	51,597	24

“There are 1,722 physicians who are currently serving with between one and 449 patients, and account for 16,771 (25%) of applications. There are 24 physicians currently associated with 450 or more patients, and account for 51,597 (75%) of applications.”

Reduced Card Application Fee Eligibility by Year⁶

	No Reduced Fee Eligibility	SNAP	OHP	SSI	VET
2012	59.6%	31.5%	2.5%	6.4%	N/A
2013	61.4%	27.6%	4.5%	6.5%	N/A
2014	56.1%	14.4%	22.5%	6.5%	0.5%
2015	56.0%	12.0%	25.1%	5.6%	1.2%
2016 Partial (1/16 – 10/16)	52%	10%	25%	5%	8%

Dispensaries and Processing Sites

Dispensaries	307
Processing Sites	121

Dispensaries by Oregon County⁷

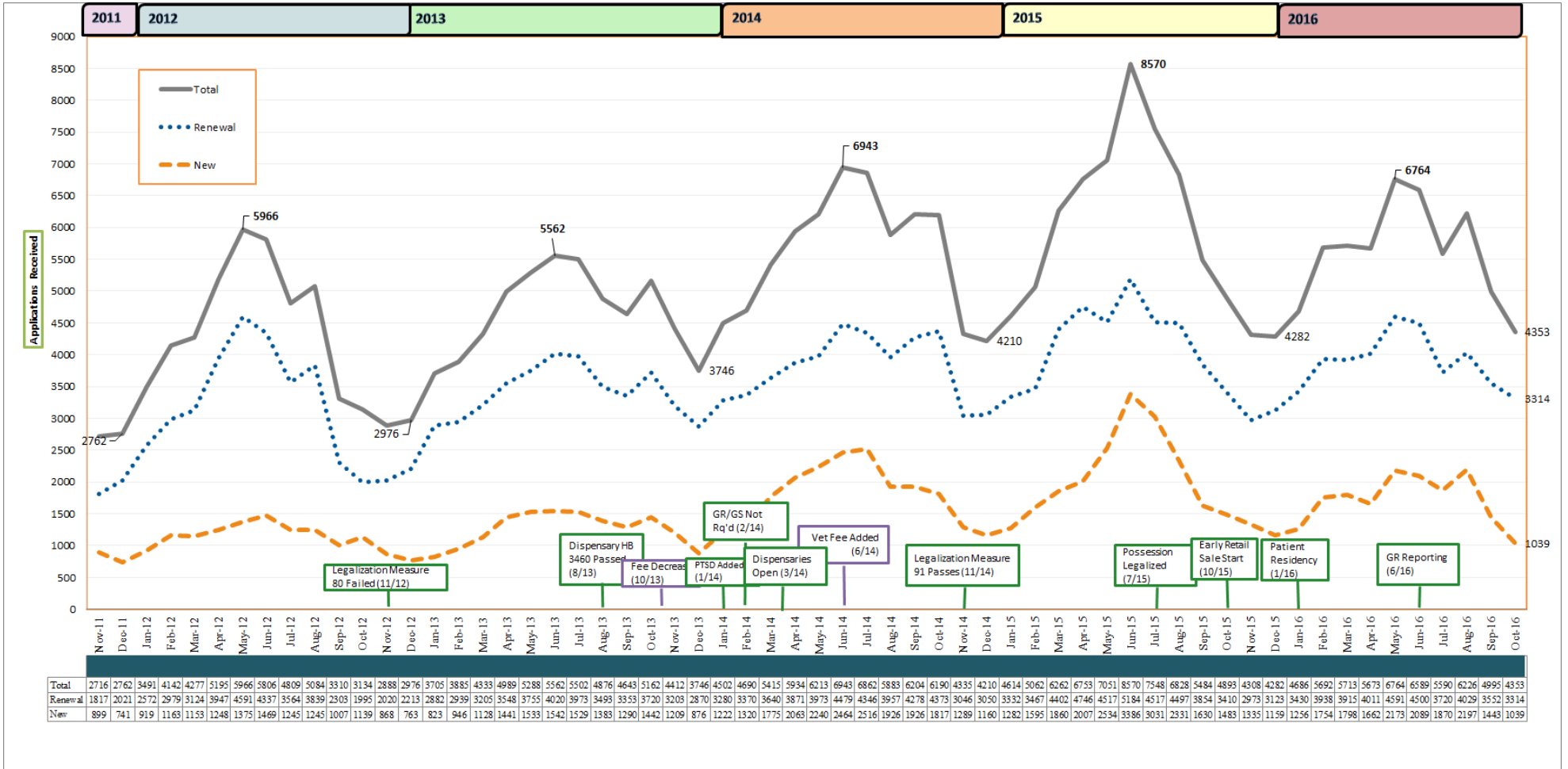
BAKER	1
BENTON	6
CLACKAMAS	10
CLATSOP	8
COLUMBIA	5
COOS	3
CROOK	1
CURRY	5
DESCHUTES	8
DOUGLAS	6
HOOD RIVER	3
JACKSON	21
JEFFERSON	5
JOSEPHINE	8
KLAMATH	1
LANE	32
LINCOLN	15
LINN	7
MALHEUR	1
MARION	20
MULTNOMAH	102
POLK	4
TILLAMOOK	4
UNION	2
WASCO	1
WASHINGTON	21
YAMHILL	7
TOTAL	307

Processing Sites by Oregon County⁸

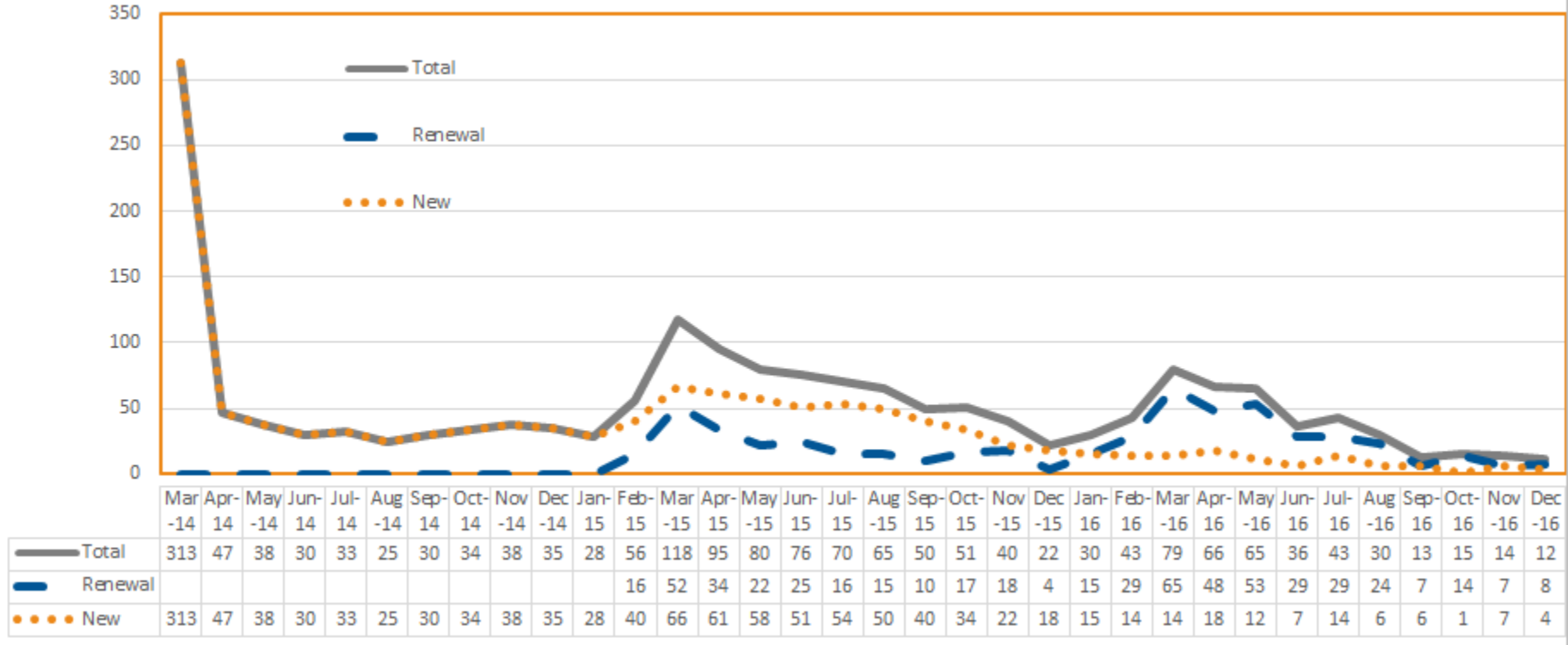
BENTON	4
CLACKAMAS	11
CLATSOP	1
COOS	2
CROOK	1
DESCHUTES	12
DOUGLAS	1
HOOD RIVER	1
JACKSON	13
JOSEPHINE	8
LANE	18

LINN	1
LINCOLN	1
MARION	7
MULTNOMAH	33
POLK	1
WASHINGTON	5
YAMHILL	1
TOTAL	121

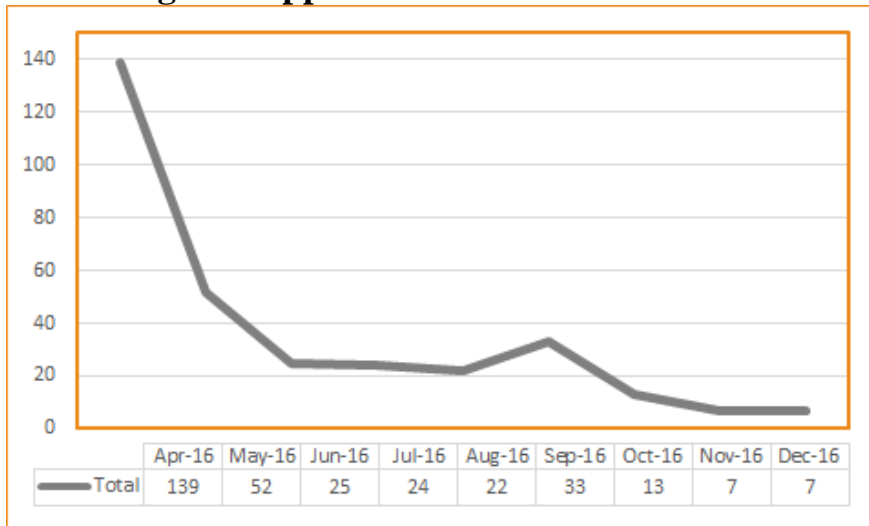
Card Applications Received



Dispensary Applications Received



Processing Site Applications Received



Data Notes:

- ¹ Participant counts are based on unique combinations of person, role (patient, caregiver, grower) and mailing address county. If one person is the caregiver for three patients and has a mailing county of Multnomah on all three patient applications, he or she would be counted once as a caregiver in Multnomah County. If one person is a caregiver for three patients and has Multnomah as a mailing address on one patient application and Clackamas on the other two patient applications, he or she would be counted once as a caregiver in Multnomah County, and once as a caregiver in Clackamas County.
Grow site address counts are based on unique addresses (street address and county). If one address is designated as the grow site for three patients, it will be counted once.
If a participant or grow site does not have a county designated, it will not be counted.
- ² Conditions are not mutually exclusive; one patient may report one or more conditions. Used Patients by Age Range total to obtain percentage.
- ³ Patient count obtained by multiplying the number of patients by the number of caregivers, growers or grow site addresses, as applicable, and summing up the total.
- ⁴ Count may include duplicate grow site addresses. OMMP Grow site addresses were migrated to a new database (OMMG) in 02/2016. An initial deduplication of addresses was deployed in 10/2016 which consolidated exact duplicate addresses and patient counts.
- ⁵ Count may include duplicate patients if a patient has both active cards and a pending renewal application.
- ⁶ OMMP application fee types and current amounts are as follows:
- “No Reduced Fee”: No reduced fee proof is submitted with the application. Fee is **\$200**.
 - “SNAP”: Acceptable Oregon Supplemental Nutrition Assistance Program proof is submitted with the application. Fee is **\$60**.
 - “OHP”: Acceptable Oregon Health Plan proof is submitted with the application. Fee is **\$50**.
 - “SSI”: Acceptable Supplemental Security Income proof is submitted with the application. Fee is **\$20**.
 - “VET”: Proof of having served in the US armed forces is submitted with the application. Fee is **\$20**.
- ⁷ Count compiled on 01/05/2017 from:
<http://public.health.oregon.gov/DiseasesConditions/ChronicDisease/MedicalMarijuanaProgram/Pages/dispensary-directory.aspx>
- ⁸ Processing sites are not fully registered with OHA yet, they have submitted a complete application that is under review. OHA is allowing dispensaries to accept transferred products from these unregistered processors until the application has been acted upon or March 31, 2017.
Count is of complete applications. Compiled on 01/05/2017 from:
<http://public.health.oregon.gov/DiseasesConditions/ChronicDisease/MedicalMarijuanaProgram/Pages/processors-pending.aspx>

Statistics compiled 12/27/16; 12/28/16; and 01/05/17

There will be natural fluctuations in statistical totals due to workflow and timing of compilation.



PUBLIC HEALTH DIVISION

Oregon Medical Marijuana Program, Analysis Unit

PO Box 14450

Portland, OR 97293-0450

Phone: 971-673-1234

www.healthoregon.org/ommp