



OREGON DEPARTMENT OF CORRECTIONS

Agency Overview Presentation to the Senate Committee on Judiciary

February 8, 2016

COLETTE S. PETERS, DIRECTOR



MISSION

The mission of the Oregon Department of Corrections is to promote public safety by holding offenders accountable for their actions and reducing the risk of future criminal behavior.






OREGON ACCOUNTABILITY MODEL


RISK FACTOR AND CASE PLANNING	STAFF-INMATE INTERACTIONS	WORK AND PROGRAMS	CHILDREN AND FAMILIES	RE-ENTRY	COMMUNITY SUPERVISION AND PROGRAMS
<ul style="list-style-type: none">• Evidence-based assessment• ACRS• Correctional Case Management	<ul style="list-style-type: none">• Security threat mgmt.• Model pro-social behavior• Sanctions match offense	<ul style="list-style-type: none">• A&D treatment• Cognitive programs• Education skills• Work skills enhancement	<ul style="list-style-type: none">• Parenting classes• Family events• Children of Incarcerated Parents	<ul style="list-style-type: none">• ID prior to release• Road to Success transition program	<ul style="list-style-type: none">• Treatment• Sanctions• Mentoring and community support




AGENCY SCOPE



Custodians of an average daily population of over 14,600 adult inmates who are sentenced to felony convictions of more than one year.



In the most recent two calendar years, processed 10,259 intakes and released 9,653 offenders back into local communities.



Directly supervise 2,649 offenders in two counties that in 2004 opted-out of the Community Corrections Act (Linn & Douglas).



Administer Community Corrections grant program in 34 counties that supervise over 31,000 offenders on felony probation and post-prison supervision.



PERFORMANCE MANAGEMENT

CORRECTIONAL OUTCOMES THROUGH RESEARCH AND ENGAGEMENT

- Fundamentals Map
- Goals
- Values
- Scorecard
- Shared Vision
- Breakthrough Initiatives





PERFORMANCE MANAGEMENT

No.	Measure Name	Measure Calculation	RANGE			Target	1st Quarter 2016	2nd Quarter 2016	3rd Quarter 2016	4th Quarter 2016
			Red	Yellow	Green					
OP2: Preparing for Successful Release/Reentry (Steward)										
OP2a	Education	Percent of released inmates needing a GED who complete a GED.	≤29%	30% - 36%	≥37%	40%	35.00%	31.10%	38.70%	33.00%
OP2b	Treatment	Percent of releasing inmates in the targeted risk group (and approved overrides) participating in treatment prior to release	≤64%	65% - 75%	≥76%	80%	N/A	N/A		
SP1: Managing Our Workforce (Borello)										
SP1b	Wellness activities	Percentage of eligible staff who participate in HEM	≤49%	50% - 74%	≥75%	90%				58.00%
SP1c	Hiring (Trial Service)	Percentage of staff hired 6, 9, or 12 months ago who completed trial service this quarter	≤79%	80-89%	≥90%	95%	81.10%	88.80%	86.20%	91.70%
SP1d	Annual Training	Percentage of staff who attended some training	≤74%	75-84%	≥85%	100%				91.70%
SP1e	Labor Relations	Percentage of grievances resolved prior to arbitration	≤84%	85-90%	≥91%	95%	94.29%	94.26%	94.42%	94.48%





DESTINATION 2026



PRIDE

PEOPLE & SKILLS



STRENGTH

EMPLOYEE
WELLNESS



RESPECT

CULTURE



PROTECT

CORRECTIONS
OUTCOMES



SERVE

RE-ENTRY &
SUPERVISION



DESTINATION



PRIDE
PEOPLE & SKILLS

2026

- Destination

2020

- Goals
- Objectives
- Strategies



DESTINATION



STRENGTH
EMPLOYEE
WELLNESS

2026

- Destination

2020

- Goals
- Objectives
- Strategies



DESTINATION



RESPECT
CULTURE

2026

- Destination

2020

- Goals
- Objectives
- Strategies



DESTINATION



PROTECT
CORRECTIONS
OUTCOMES

2026


- Destination

2020

- Goals
- Objectives
- Strategies



DESTINATION



SERVE
RE-ENTRY &
SUPERVISION

2026

- Destination

2020

- Goals
- Objectives
- Strategies



PROPOSED LEGISLATION

- Inmate Financial Accountability – Authorizes DOC to collect portion of certain moneys in inmate trust accounts for a transitional fund and payment of court-ordered financial obligations.
- HB 225 I – Provides that person under 18 years of age may not be incarcerated in Department of Corrections institution.

