

Advanced Placement in Oregon

Advanced Placement Program[®] (AP[®]) coursework prepares students for success in college and career, and gives them the opportunity to earn college credit, placement in advanced courses, or both—which can reduce their college costs.

In May 2016, out of the 37 AP courses and exams offered nationwide, students in Oregon sat for 35.

Participation

- 19,839 students took an AP Exam in 2016, compared to 18,943 in 2015 and 15,842 in 2012. This is a 25.2% increase over five years which compares to a 24.1% increase nationally.
- Students took 31,867 AP Exams in 2016, compared to 30,672 in 2015 and 24,898 in 2012. This is a 28.0% increase over five years which compares to a 26.8% increase nationally.

Performance

- 12,191 students scored 3 or higher on an AP[®] Exam in 2016, compared to 11,965 in 2015 and 9,955 in 2012.
- 61.4% of AP Exam takers scored 3 or higher on at least one AP Exam in May 2016.
 - ♦ 36.8% of African American AP Exam takers scored 3 or higher on at least one AP Exam.
 - ♦ 47.7% of Hispanic AP Exam takers scored 3 or higher on at least one AP Exam.
 - ♦ 32.6% of Native American AP Exam takers scored 3 or higher on at least one AP Exam.
 - ♦ 66.4% of Asian AP Exam takers scored 3 or higher on at least one AP Exam.
 - ♦ 64.4% of white AP Exam takers scored 3 or higher on at least one AP Exam.

Potential Cost Savings for Oregon Students and Families

In May 2016, Oregon students took a total of 19,217 AP Exams that resulted in scores of 3, 4, or 5. Based on an average rate of \$323.10 per credit hour for tuition at Oregon four-year public institutions, the total potential college cost savings estimate for Oregon students and families is \$18,627,038.

	Total Oregon AP Exams	Total Oregon 3+ AP Exam Scores	Total Potential Cost Savings
2012	24,898	15,275	
2013	26,158	16,056	
2014	27,010	16,651	
2015	30,672	18,562	
2016	31,867	19,217	\$18,627,038

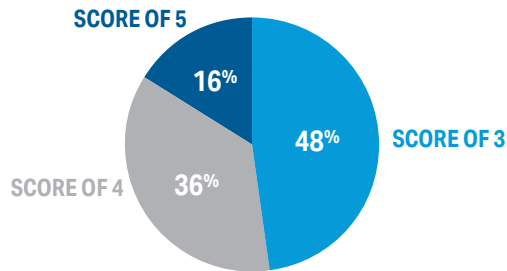
These estimates are based on Table 5 of the 2015 College Board report, *Trends in College Pricing*. The report indicates that the average in-state tuition and fees at Oregon public four-year colleges are \$9,693 per year or \$323.10 per credit assuming 30 credits taken by a full-time student. These estimates also assume that all of the 19,217 exams taken in Oregon were applied toward college credit and equivalent to three credits.

Score Sends

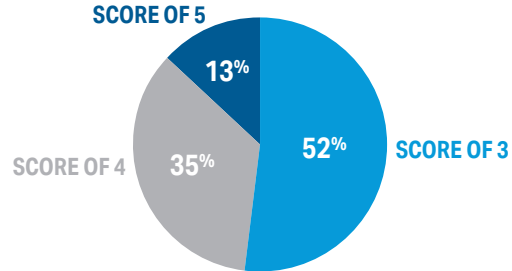
Students sent 10,996 AP Exam scores of 3 or higher to two- and four-year Oregon colleges and universities in 2016.

This is particularly significant given the large percentage of traditionally underrepresented students who earned scores of 3 or higher on AP exams.

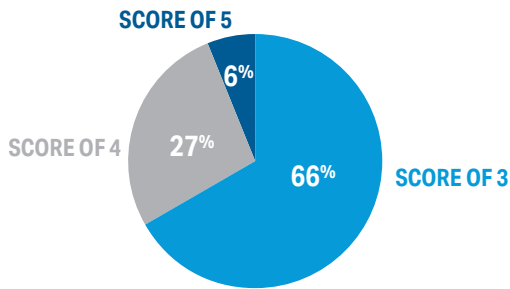
All students sent 10,996 AP Exam scores of 3 or higher to all public institutions in Oregon.



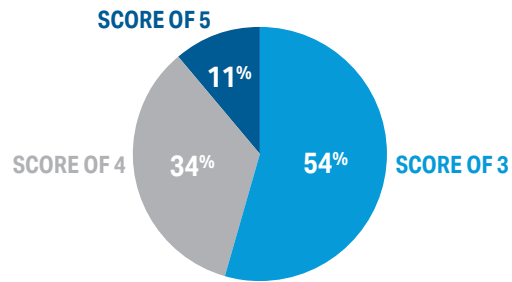
Low-income students sent 1,746 AP Exam scores of 3 or higher to all public institutions in Oregon.



African American students sent 77 AP Exam scores of 3 or higher to all public institutions in Oregon.



Hispanic students sent 1,251 AP Exam scores of 3 or higher to all public institutions in Oregon.



Score sending data reflect public and private high school students who indicated 2016 as their graduation year, took an AP Exam at any point during high school, and who sent AP Exam scores of 3, 4, or 5 to a public institution between March 1, 2016 and October 31, 2016.