




SERVING FOUR GENERATIONS OF VETERANS ACROSS FIVE MAJOR WARS



4.7% / WWII ERA



7.8% / KOREAN WAR ERA



36.2% / VIETNAM ERA



25.4% / PEACETIME SERVICE



25.9% / GULF WAR ERA

ODVA SERVES AND HONORS VETERANS THROUGH OUR LEADERSHIP, ADVOCACY AND STRONG PARTNERSHIPS

For more than 70 years, ODVA has been the advocate in the corner of our veterans and their families for their health, education and economic opportunity. We are proud to serve Oregon's four generations of veterans with our home loan program, two skilled nursing facilities, conservatorship program, and veteran service offices across the state. At the same time, we recognize our success in serving veterans depends on strong community partnerships. Together, we can ensure veterans and their families thrive in Oregon.

LANDSCAPE



1 OUT OF 12
OREGONIANS IS A VETERAN

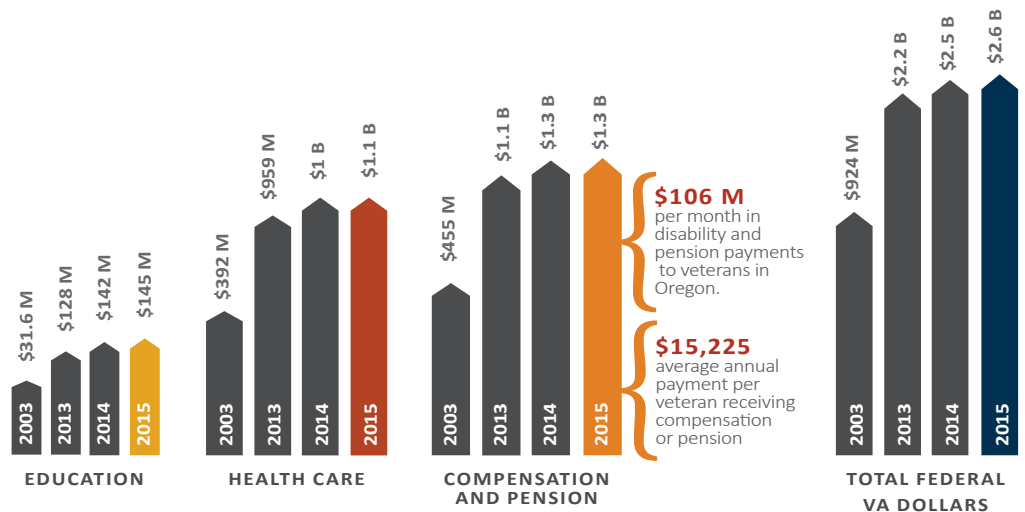
VETERANS IN OREGON
326,338

72,056
DISABLED VETERANS

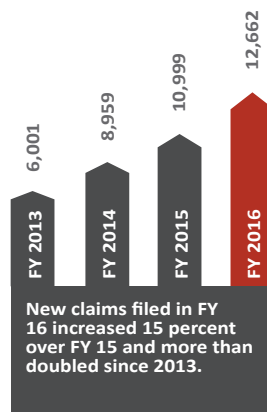
ACCESSED BENEFITS
3 OUT OF 10



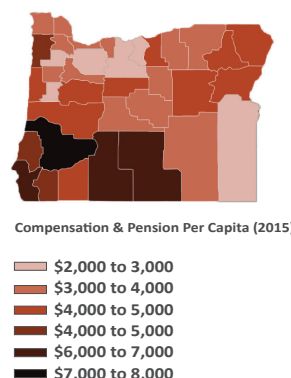
FEDERAL BENEFIT DOLLARS FOR OREGON VETERANS




NEW CLAIMS FILED



ANNUAL PAYMENTS PER CAPITA



ANNUAL OPPORTUNITY





POLICY OPTION PACKAGES

IMPACT OF MEASURE 96

In 2016, the Legislature unanimously passed House Joint Resolution 202 that referred a ballot measure to dedicate 1.5 percent of net lottery proceeds to better serve Oregon's veterans.

Oregonians showed their strong and bipartisan support of Measure 96 in the November general election with a **historic 84 percent voting in favor.**

KEY VETERAN INITIATIVES

- Identify and connect more veterans and their families to benefits and resources
- Increase draw down of significant federal funds
- Leverage partnerships to expand service delivery and reduce demand on state resources
- Align funding to sustainably invest in core services for the long term

POP 101 **21ST CENTURY DELIVERY OF CORE PROGRAMS** **(\$600,000 LF AND \$250,000 OF | 0 FTE)**

Leverages smart technology to better serve and protect veterans.

POP 102 **TARGET VETERAN SERVICES** **(\$6,063,285 LF AND A \$2,337,790 OF REDUCTION | 3.00 FTE)**

Expands and sustains access to services for the underserved veteran community.

POP 103 **STRENGTHEN HOME LOANS** **(\$1,134,692 OF | 1.0 FTE)**

Strengthens Home Loan program compliance with federal law and necessary building maintenance.

POP 104 **MOBILIZE PARTNERSHIPS** **(\$3,000,000 LF | 0 FTE)**

Mobilizes existing state programs and local providers to expand and enhance direct service to veterans across education, health and mental health, and housing and homelessness.

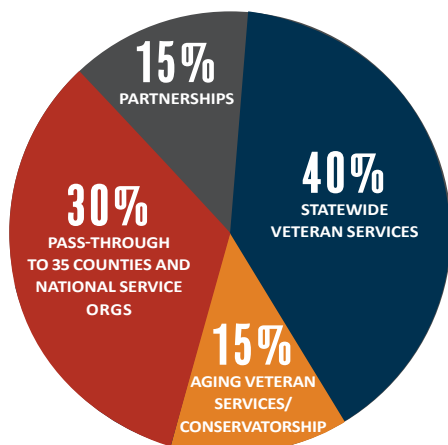
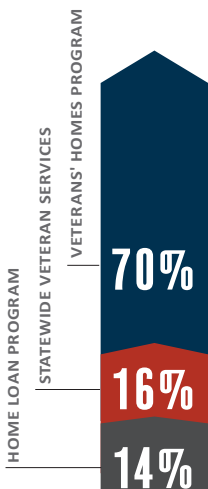
POP 105 **VETERANS' HOMES CAPITAL PROJECTS** **(\$2,450,000 OF - CAPITAL CONSTRUCTION | 0 FTE)**

Ensures a secure and safe environment for Oregon's more vulnerable veterans.

ODVA 2017-19 GB

2017-19 GF/LF

2017-19 GOVERNOR'S BUDGET ALL FUNDS



	2013-15 LAB	2015-17 LAB	2017-19 GB
GENERAL FUND	\$8,945,967	\$10,129,411	\$2,000,000
LOTTERY FUNDS	-	-	17,698,065
OTHER FUNDS	43,788,902	82,257,619	100,704,232
FEDERAL FUNDS	-	1	1
TOTAL FUNDS	\$52,734,869	\$92,387,031	\$120,402,298
FULL-TIME EQUIVALENT	81.20	87.76	92.00

Note 1: Lottery Funds are the result of voter-passage of Measure 96 in November 2016.

Note 2: Excludes Debt Service, Capital Construction and Nonlimited Expenditures.
 • Veterans Loan Program Nonlimited \$387,546,104 (OF)
 • Veterans' Home Program Debt Service \$1,344,281 (GF)
 • Veterans' Home Program Debt Issuance Costs \$90,000 (OF)
 • Veterans' Home Capital Construction \$2,450,000 (GF)