

# Better Transit Oregon

---

OTA TRANSIT ENHANCEMENT PROJECT



**Oregon***Transit*  
ASSOCIATION

*Public Transit Matters*



# www.BetterTransitOregon.org

---



*OREGON AND OREGONIANS NEED*  
**BETTER TRANSIT  
FUNDING**

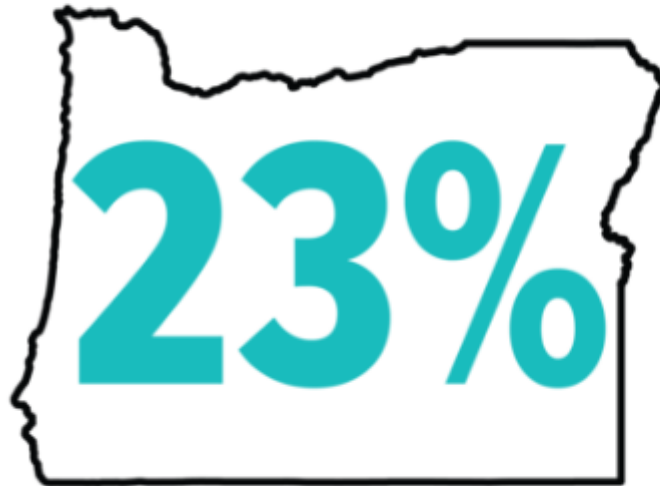
[CLICK HERE TO LEARN WHY](#)



WHY  
BETTER  
TRANSIT?

OREGON IS GETTING OLDER

**IN 2015, 16% OF OREGONIANS WERE OVER THE AGE OF 65**



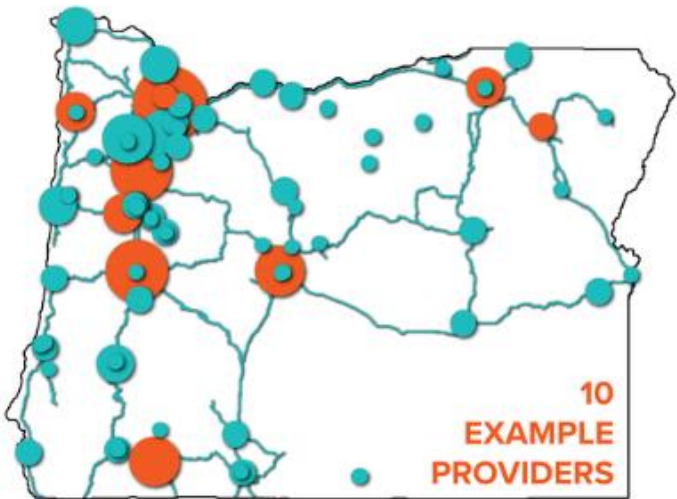
**OF OREGON'S  
POPULATION  
WILL BE 65+  
BY 2050**

Source: Population Research Center, Portland State University (2016); State of Oregon: Department of Administrative Services (2013)

# Beyond the Big Three: Cherriots, TriMet, and LTD



WHAT ARE THE BENEFITS?



90 Transit Providers in Oregon.  
10 Better Transit Examples



- Large Urban, Regional, and Rural –
- Coast, Willamette Valley, Central, Eastern, and Southern Oregon -

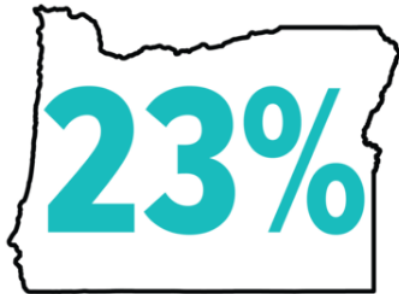




RVTD's Small Urban character attracts higher numbers of the most vulnerable populations.

OREGON IS GETTING OLDER

IN 2015, 16% OF OREGONIANS WERE OVER THE AGE OF 65



OF OREGON'S  
POPULATION  
WILL BE 65+  
BY 2050

Source: Population Research Center, Portland State University (2016); State of Oregon: Department of Administrative Services (2013)

Age Group	<u>Jackson County</u> Population Percentage 2015	Oregon Population Percentage 2015
65 to 74	12.2%	9.8%
75 to 84	5.9%	4.5%
85+	2.8%	2.1%
Total 65 and Over	20.8%	16.4%
All ages	100%	100%



# Better Transit Goals

---



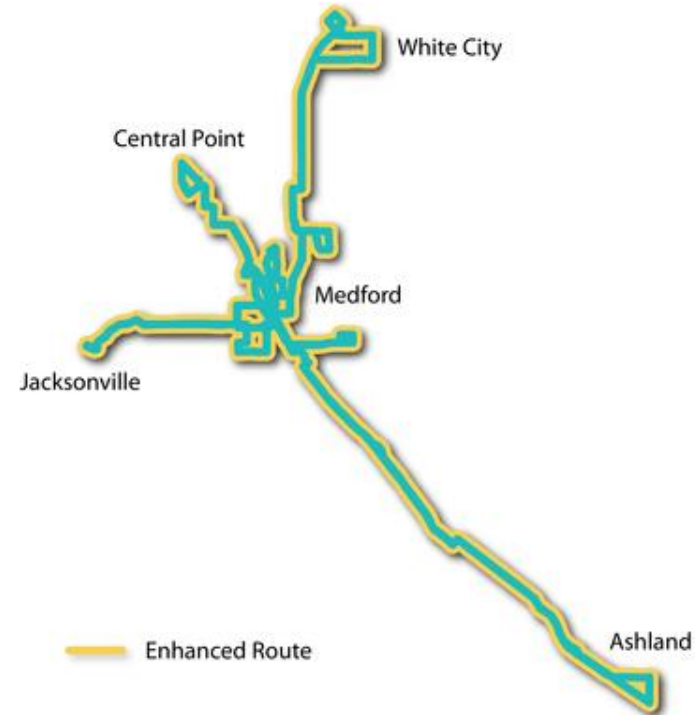
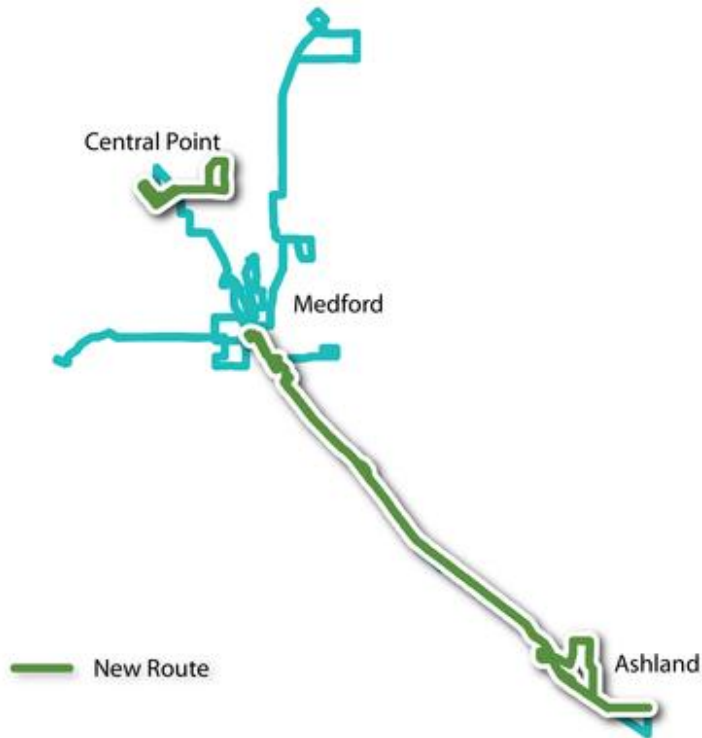
RVT provides **1.5 million** rides each year

**62%** of riders have no vehicle

**66%** of riders make less than \$15,000 per year



# Better Transit Service



## New Service

Hwy 99 Express, Central Point Circulator, Ashland Circulator

## Enhanced Service

Saturday Service Frequency, Expanded Evening Hours





# Better Transit Impacts



## Access to Jobs

**95% more jobs** within  
60 minutes from  
Downtown Ashland and  
**30% more jobs** within  
60 minutes from  
Downtown Medford

## Frequent Transit

**8% more** residents  
serviced by frequent  
transit

## More Service

**36% increase** in total  
service hours



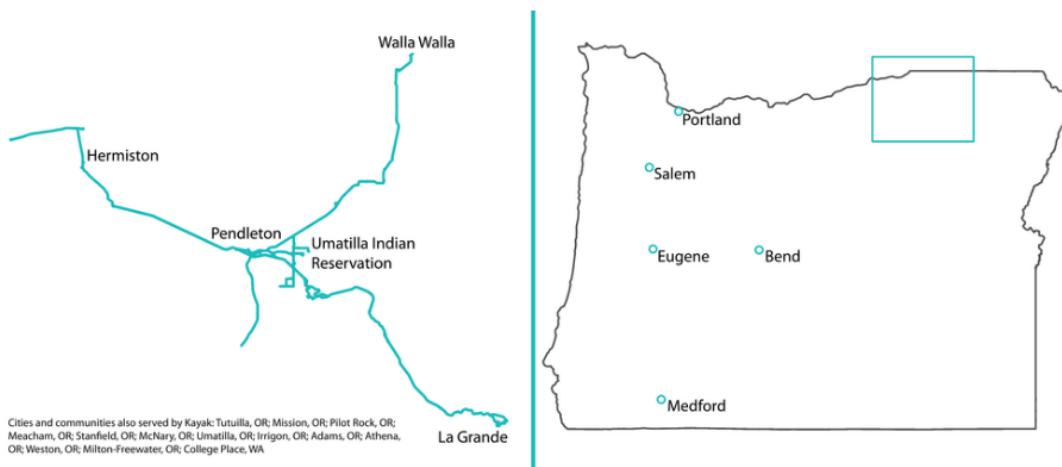
# State-Wide Impact

---



**BETTER TRANSIT COULD  
ALLOW OREGON'S TRANSIT  
PROVIDERS TO INCREASE SERVICE  
HOURS BY 37% STATEWIDE**

## Confederated Tribes of the Umatilla Indian Reservation - Kayak Public Transit



**100,000**

annual rides

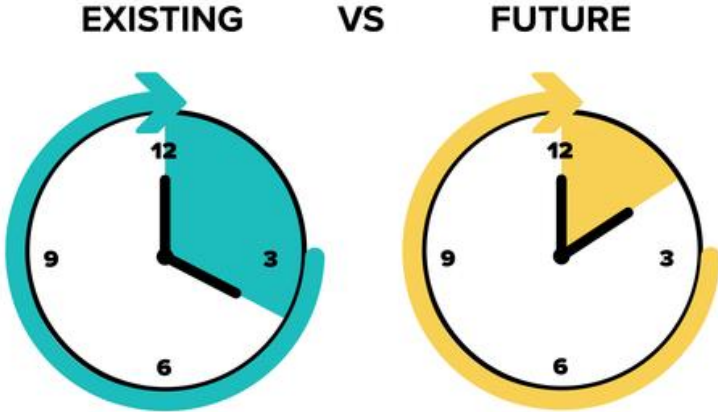
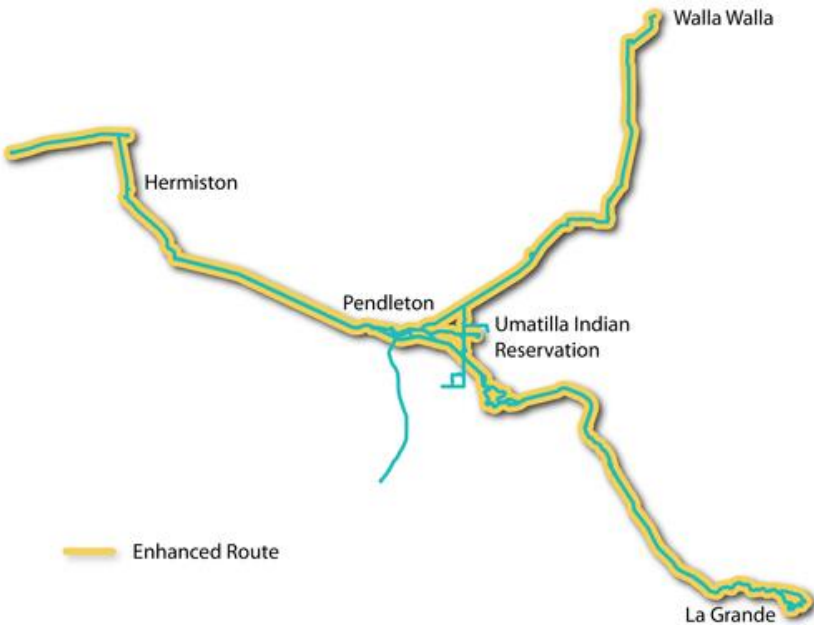
**4 counties in 2  
states**

served by Kayak Public Transit

**1,040,400**

service miles provided

# KAYAK PUBLIC TRANSIT





## ACCESS TO JOBS

More **efficient** route schedules to get people to and from work on time



## FREQUENT TRANSIT

**2 hour** decreases in wait times on improved routes



## MORE SERVICE

**37%** increases in total service hours



**“KAYAK MAKES MY JOB AFFORDABLE TO ME.”**

- Gail Redberg,  
Tribal Native Plant Nursery Manager,  
Confederated Tribes of the Umatilla Indian Reservation



**“WHEN KAYAK FIRST STARTED THERE WERE THREE OF US. NOW IT’S PRETTY FULL MOST OF THE TIME”**

- Cindy Freston,  
Tribal Member Benefits Coordinator  
Confederated Tribes of the Umatilla Indian Reservation

